

INVESTMENT MANAGEMENT

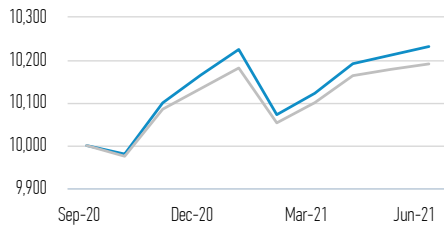
Morgan Stanley Institutional Fund Trust

Intermediate Municipal Income Portfolio

Investment Objective: Seeks to provide a high level of current income that is exempt from federal income tax, consistent with the preservation of capital.

Investment Approach: The Fund invests in municipal securities, the income from which is exempt from federal income tax, using a combination of top-down and bottom-up research to determine duration and yield positioning, sector and credit quality allocation, and security selection. The Fund targets an average portfolio duration of +/- 3 years of the average duration of its benchmark, the Bloomberg Barclays Municipal Bond 1-15 Year Index.

Class I Shares (% net of fees) vs. Index Performance of 10,000 USD Invested Since Inception (Cash Value (\$))



— Class I Shares
— Bloomberg Barclays Municipal Bond 1-15 Year (1-17 yr actual) Index

Investment Performance (% net of fees) in USD

| | Cumulative (%) | | Annualized (% p.a.) | | | | INCEPTION |
|--|----------------|------|---------------------|------|------|-------|-----------|
| | 2Q21 | YTD | 1 YR | 3 YR | 5 YR | 10 YR | |
| Class I Shares | 1.08 | 0.66 | -- | -- | -- | -- | 2.32 |
| Bloomberg Barclays Municipal Bond 1-15 Year (1-17 yr actual) Index | 0.90 | 0.57 | -- | -- | -- | -- | 1.91 |

Performance data quoted represents past performance, which is no guarantee of future results, and current performance may be lower or higher than the figures shown. For the most recent month-end performance figures, please visit morganstanley.com/im or call 1-800-548-7786. Investment returns and principal value will fluctuate and fund shares, when redeemed, may be worth more or less than their original cost.

Performance and fund information is as of June 30, 2021, unless otherwise noted. Returns are net of fees and assume the reinvestment of all dividends and income. Returns for less than one year are cumulative (not annualized). Performance of other share classes will vary.

Growth of Investment illustration is based on an initial investment of \$10,000 made since fund inception, assumes reinvestment of dividends and capital gains and application of fees, but does not include sales charges. Performance would have been lower if sales charges had been included. Results are hypothetical.

Short-term returns may not be indicative of the fund's long-term performance potential. A fund's performance, especially for very short time periods, should not be the sole factor in making your investment decision.

Expense Ratios

| | SYMBOL | CUSIP | GROSS (%) | NET (%) |
|----------|--------|-----------|-----------|---------|
| Class A | IMIHX | 617455381 | 1.53 | 0.80 |
| Class C | IMIJX | 617455373 | 2.28 | 1.55 |
| Class I | IMIEX | 617455399 | 1.20 | 0.45 |
| Class IS | IMIKX | 617455365 | 1.14 | 0.40 |

Where the net expense ratio is lower than the gross expense ratio, certain fees have been waived and/or expenses reimbursed. These waivers and/or reimbursements will continue for at least one year from the date of the applicable fund's current prospectus (unless otherwise noted in the applicable prospectus) or until such time as the fund's Board of Trustees acts to discontinue all or a portion of such waivers and/or reimbursements. Absent such waivers and/or reimbursements, returns would have been lower. Expenses are based on the fund's current prospectus. The minimum initial investment is \$5,000,000 for Class I shares.

Morningstar Category: Muni National Interm

Lipper Category: Short-Intermediate Municipal Debt

Fund Facts

| | |
|------------------------|--|
| Inception date | September 30, 2020 |
| Total net assets | \$ 25.57 million |
| Benchmark ¹ | Bloomberg Barclays Municipal Bond 1-15 Year (1-17 yr actual) Index |
| Distribution frequency | Monthly |

Characteristics

| | FUND |
|--|-------|
| Number of holdings | 108 |
| Duration (years) | 4.96 |
| 30-Day taxable equivalent SEC yield subsidized (%) Class I | 0.66 |
| 30-Day taxable equivalent SEC yield unsubsidized (%) Class I | -1.21 |
| SEC 30-day yield subsidized (%) Class I | 0.39 |
| SEC 30-day yield unsubsidized (%) Class I | -0.71 |

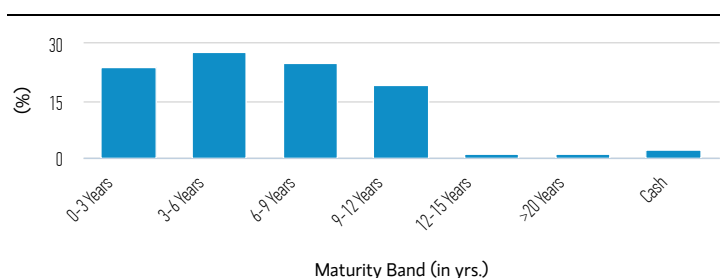
Sector Breakdown (% of Total Net Assets)[#]

| | PORTFOLIO |
|---------------------------|--------------|
| General Obligation | 10.14 |
| Local | 7.60 |
| State | 2.54 |
| Revenue | 91.05 |
| Tobacco | 3.71 |
| IDR/PCR | 19.58 |
| Special Tax | 7.60 |
| Lease | 2.97 |
| Water & Sewer | 5.07 |
| Education | 3.60 |
| Power | 8.75 |
| Hospital | 16.07 |
| Transportation | 23.71 |
| Other | -1.18 |


States Breakdown (% of Total Net Assets)[#]

| | PORTFOLIO |
|------------------------|---------------|
| Tax Exempt Muni | 101.18 |
| New York | 16.25 |
| California | 8.85 |
| Texas | 7.62 |
| Pennsylvania | 5.75 |
| Florida | 4.61 |
| Alabama | 4.11 |
| Illinois | 3.89 |
| Georgia | 3.66 |
| Colorado | 3.61 |
| North Carolina | 3.49 |
| Other | 39.35 |
| Cash Securities | -1.18 |

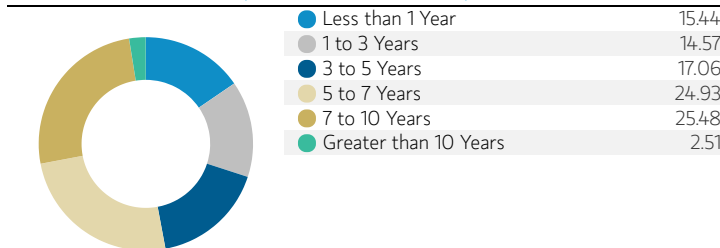
Maturity Distribution (% of Total Net Assets)#



Quality Distribution (% of Total Net Assets)#



Duration Distribution (% of Total Net Assets)#



May not sum to 100% due to rounding.

This material is a general communication, which is not impartial and all information provided has been prepared solely for informational and educational purposes and does not constitute an offer or a recommendation to buy or sell any particular security or to adopt any specific investment strategy. The information herein has not been based on a consideration of any individual investor circumstances and is not investment advice, nor should it be construed in any way as tax, accounting, legal or regulatory advice. To that end, investors should seek independent legal and financial advice, including advice as to tax consequences, before making any investment decision.

Past performance is not indicative of future results. Subject to change daily. Fund information is provided for informational purposes only and should not be deemed as a recommendation to buy or sell any security or securities in the sectors and countries that may be presented.

The Portfolio may invest a portion of its total assets in bonds that may subject certain investors to the federal Alternative Minimum Tax (AMT). Investors should consult their tax adviser for further information on tax implications.

Index data displayed under characteristics and allocations are calculated using MSIM and/or other third-party methodologies and may differ from data published by the vendor.

DEFINITIONS: **Duration** is a measure of the sensitivity of the price (the value of principal) of a fixed income investment to a change in interest rates. Duration is expressed as a number of years. Rising interest rates mean falling bond prices, while declining interest rates mean rising bond prices. **Quality distribution** refers to the rating given by a Nationally Recognized Statistical Rating Organization ("NRSRO") and is the rating firms' subjective opinion concerning the ability and willingness of an issuer to meet its financial obligations in full and on time. Ratings apply only to portfolio holdings and do not remove the Fund's market risk. Quality distribution data for securities is sourced from Fitch, Moody's and S&P. Where the credit ratings for individual securities differ between the three ratings agencies, the 'highest' rating is applied. The rating of credit default swaps is based on the 'highest' rating of the underlying reference bond. 'Cash' includes investments in short term instruments, including investments in Morgan Stanley liquidity funds. **SEC yield** is a measure of the income generated by the portfolio's underlying asset over the trailing 30 days, relative to the asset base of the portfolio itself. The **SEC 30-day yield subsidized** reflects current fee waivers in effect. Absent such fee waivers, the yield would have been lower. The **SEC 30-day yield unsubsidized** does not reflect the fee waivers currently in effect. **Taxable equivalent yield** (also called equivalent taxable interest rate) is the return that is required on a taxable investment to make it equal to the return on a tax-exempt investment. The taxable equivalent yield is commonly used when evaluating municipal bond returns. The tax-equivalent yield takes into account an individual investor's current tax rate (37%) to determine whether an investment in a municipal bond is equivalent to a corresponding investment in a given taxable bond.

INDEX INFORMATION: (1) The **Bloomberg Barclays 1-15 Year Municipal Bond Index**

covers the intermediate term (bonds with maturities of 1-15 years), USD-denominated tax-exempt bond market.

The index is unmanaged and does not include any expenses, fees or sales charges. It is not possible to invest directly in an index.

RISK CONSIDERATIONS: There is no assurance that a portfolio will achieve its investment objective. Portfolios are subject to market risk, which is the possibility that the market values of securities owned by the portfolio will decline. Market values can change daily due to economic and other events (e.g. natural disasters, health crises, terrorism, conflicts and social unrest) that affect markets, countries, companies or governments. It is difficult to predict the timing, duration, and potential adverse effects (e.g. portfolio liquidity) of events. Accordingly, you can lose money investing in these portfolios. Please be aware that these portfolios may be subject to certain additional risks. **Fixed-income securities** are subject to the ability of an issuer to make timely principal and interest payments (credit risk), changes in interest rates (interest-rate risk), the creditworthiness of the issuer and general market liquidity (market risk). In a rising interest-rate environment, bond prices may fall and may result in periods of volatility and increased portfolio redemptions. In a declining interest-rate environment, the portfolio may generate less income. **Longer-term securities** may be more sensitive to interest rate changes. **Municipal Obligations** issued by state and local governments and their agencies may be susceptible to political, economic, regulatory or other factors affecting issuers of these municipal obligations. Investments in municipal obligations of issuers in the same economic sector or state could be more sensitive to economic, business or political developments that affect such sector or state. The Fund may be more sensitive to adverse developments if it invests a substantial portion of its assets in the bonds of similar projects. **U.S. Government securities** may not be backed by the full faith and credit of the U.S. It is possible that these issuers will not have the funds to meet their payment obligations in the future. **Tender Option Bonds** include the risk that the owner of such instrument may not be considered the owner for federal income tax purposes and thus will not be entitled to treat such interest as exempt from federal income tax. **Taxability Risk** changes in tax laws or adverse determinations by the Internal Revenue Service ("IRS") may make the income from some municipal obligations taxable. **Mortgage- and asset-backed securities** are sensitive to early prepayment risk and a higher risk of default and may be hard to value and difficult to sell (liquidity risk). They are also subject to credit, market and interest rate risks. **Repurchase agreements** are subject to default and credit risks. **Reverse Repurchase agreements** may be viewed as a speculative form of borrowing called leveraging which may cause the Fund to liquidate portfolio positions when it may not be advantageous to do so to satisfy its obligations or to meet earmarking requirements. Leverage, including borrowing, may cause the Fund to be more volatile than if the Fund had not been leveraged because leverage tends to exaggerate the effect of any increase or decrease in the value of the Fund's portfolio securities. **High yield securities ("junk bonds")** are lower rated securities that may have a higher degree of credit and liquidity risk. **Public bank loans** are subject to liquidity risk and the credit risks of lower rated securities. By investing in **investment company securities**, the portfolio is subject to the underlying risks of that investment company's portfolio securities. In addition to the Portfolio's fees and expenses, the Portfolio generally would bear its share of the investment company's fees and expenses. **Derivative instruments** may disproportionately increase losses and have a significant impact on performance. They also may be subject to counterparty, liquidity, valuation, correlation and market risks. Illiquid securities may be more difficult to sell and value than publicly traded securities (liquidity risk). **Restricted and illiquid securities** may be more difficult to sell and value than publicly traded securities (liquidity risk).

Please consider the investment objective, risks, charges and expenses of the fund carefully before investing. The prospectus contains this and other information about the fund. To obtain a prospectus, download one at morganstanley.com/im or call 1-800-548-7786. Please read the prospectus carefully before investing.

Morgan Stanley Investment Management (MSIM) is the asset management division of Morgan Stanley.