

## Article 76 – Annex 4, IFR: Quarterly Statement

---

SAUDI EQUITY | Q1/2026

**a. The objective of the fund.**

The Fund's investment objective is to provide long-term capital appreciation and growth. It intends to pursue these objectives by investing in shares listed and traded on the Saudi Stock Exchange, Tadawul, and in shares offered in the course of an IPO. The Fund's performance will be measured against the Tadawul All Share Index ("TASI") for the purposes of providing investors with an indication of performance relative to an existing standard.

**b. Fund information:**

- 1) Fund start date  
6 January 2009
- 2) Unit price upon offering  
SAR 100.00
- 3) Size of the fund  
SAR 208,896,989.75 (as of 31 March 2026)
- 4) Type of fund  
Open-ended Fund
- 5) Currency of the fund  
Saudi Arabian Riyal (SAR)
- 6) Level of risk  
High risk
- 7) Benchmark  
Tadawul All Share Index (TASI)
- 8) Number of distributions (if any)  
N/A
- 9) Percentage of fees for the management of the invested funds (if any)  
N/A

10) The investment advisor and fund sub-advisor (if any)

N/A

11) The number of days of the weighted average (if any)

N/A

**c. Contact information as follows:**

1) Phone number

+966 11 218-7000

2) Website

<https://www.morganstanley.com/im/en-sa>

3) Email

[msimsa@morganstanley.com](mailto:msimsa@morganstanley.com)

**d. Price information as at the end of the relevant quarter (month / year)**

|  |                    |
|--|--------------------|
| 1) Unit Price (as at the end of the relevant quarter)  | SAR 1,093.1871     |
| 2) Change in unit price (compared to the previous quarter)                                       | 5.02%              |
| 3) Dual unit price for money market funds, and debt instruments funds with fixed income (if any) | N/A                |
| 4) Total units of the fund   | 190,318.909        |
| 5) Total net assets  | SAR 208,054,169.87 |
| 6) P/E ratio (if any)  | 18.59              |

**e. Fund information as at the end of the relevant quarter (month / year)**

| Item                                       | Value            | %     |
|--|------------------|-------|
| 1) Total Expense Ratio (TER)               | SAR 832,187.23   | 0.41% |
| 2) Borrowing percentage (if any)           | N/A              | N/A   |
| 3) Dealing expenses                        | SAR 20,921.72    | 0.01% |
| 4) Investment of the fund manager (if any) | SAR 9,035,340.53 | 4.33% |
| 5) Distributed profits                     | N/A              | N/A   |

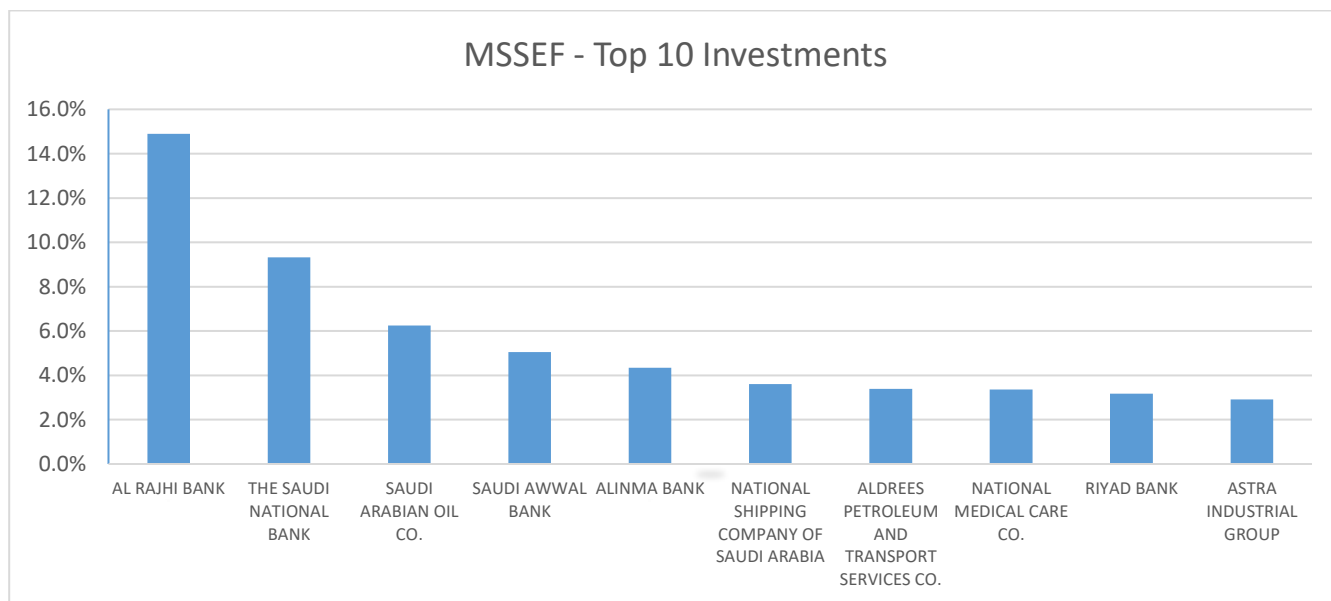
**f. Details of the fund's ownership investments: (Legal comment required)**

|                   |       |
|-------------------|-------|
| 1) Full Ownership | 100 % |
| 2) Usufruct right | 0 %   |

**g. Disclaimer**

Please refer to the last page of this report

**h. A graph indicating the top 10 investments of the fund.**



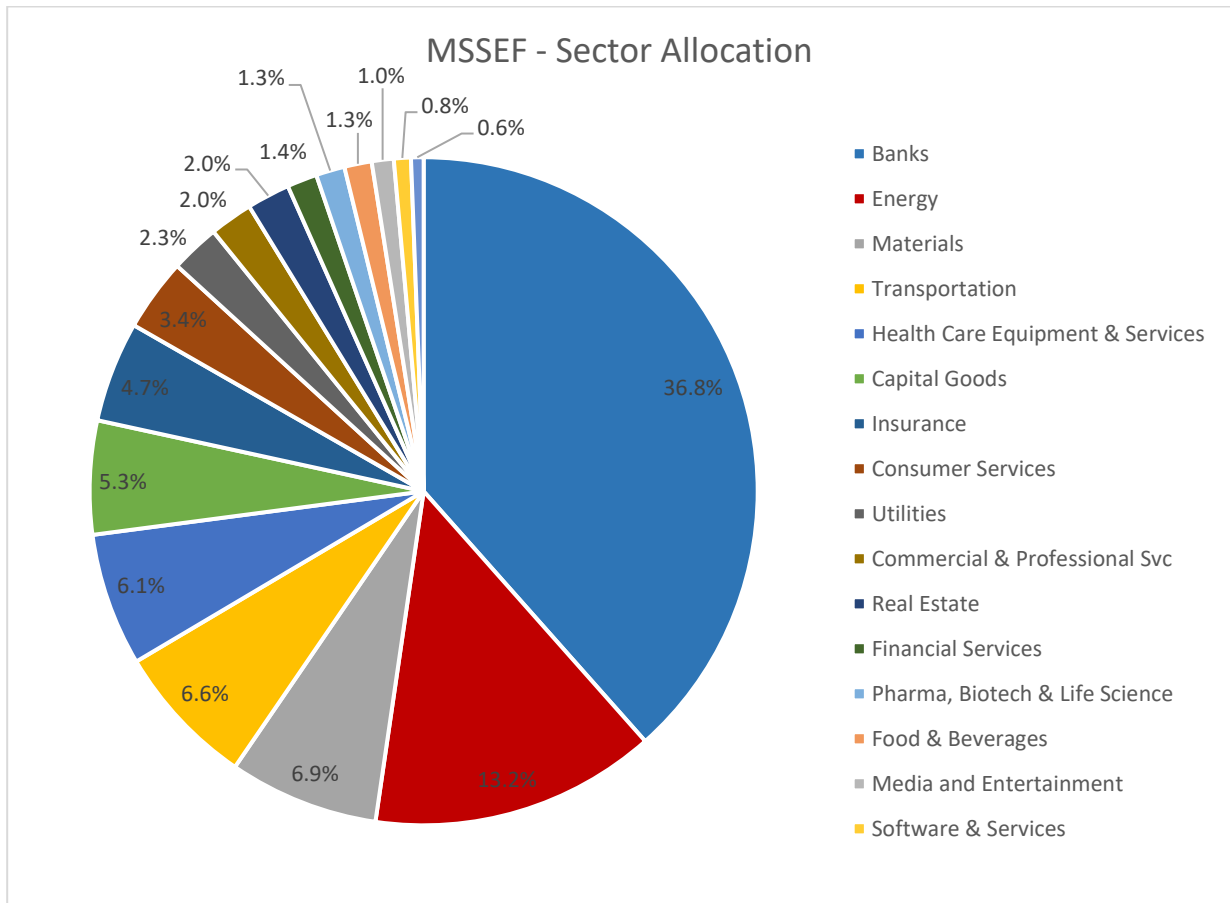
**i. A statement on the fund's dividends distributed to the unitholders (if any):**

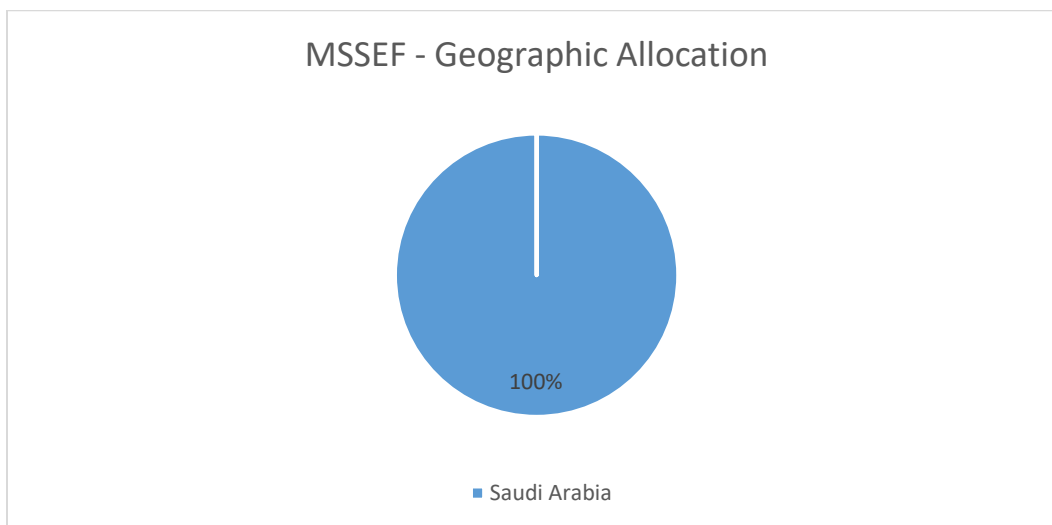
N/A

**j. A Credit rating of debt instruments invested in for the top ten fund investments:**

N/A

**k. A graph indicating the fund's asset distribution (sector / geographic)**





**I. Revenue:**

| Item                      | 3 months (end of current quarter) | YTD    | 1 year | 3 years | 5 years |
|---------------------------|-----------------------------------|--------|--------|---------|---------|
| 1) Fund performance       | 5.02%                             | 5.02%  | -5.70% | 54.72%  | 110.50% |
| 2) Benchmark performance  | 7.23%                             | 7.23%  | -6.45% | 6.23%   | 13.54%  |
| 3) Performance difference | -2.21%                            | -2.21% | 0.75%  | 48.49%  | 96.96%  |

**m. Performance and risks:**

| Performance and risks standards | 3 months (end of current quarter) | YTD   | 1 year | 3 years | 5 years |
|---------------------------------|-----------------------------------|-------|--------|---------|---------|
| 1) Standard deviation           | 25.83                             | 25.83 | 17.67  | 17.59   | 17.99   |
| 2) Sharp indicator              | 0.62                              | 0.62  | -0.63  | 0.55    | 0.64    |
| 3) Tracking Error               | 3.45                              | 3.45  | 3.67   | 8.37    | 6.83    |
| 4) Beta                         | 0.98                              | 0.98  | 0.92   | 1.03    | 1.02    |
| 5) Alpha                        | 5.02                              | 5.02  | -5.70  | 15.66   | 16.05   |
| 6) Information Index            | 0.19                              | 0.19  | 0.20   | 1.63    | 1.97    |

**n. A description of formulas utilized for assessing performance and risk measures:**

- **Standard Deviation.**

Fund Risk = Annualized standard deviation =

$$\sqrt{\frac{n \sum x^2 - (\sum x)^2}{n(n-1)}} * \sqrt{4}$$

Where,

x = portfolio period return

n = number of observations

- **Sharpe Ratio.**

Sharpe Ratio = (Annualized return - Annualized risk-free benchmark return)/Annualized standard deviation (annualized return)

- **Tracking Error.**

Tracking error = Standard deviation (Monthly Portfolio Return per data point - BM monthly Return per data point) \*  $\sqrt{12}$

- **BETA.**

Beta = Covariance (portfolio returns, benchmark returns) / Variance (benchmark return)

$$\text{Covariance} = \sum \frac{(x_i - \mu_x)(y_i - \mu_y)}{(n-1)}$$

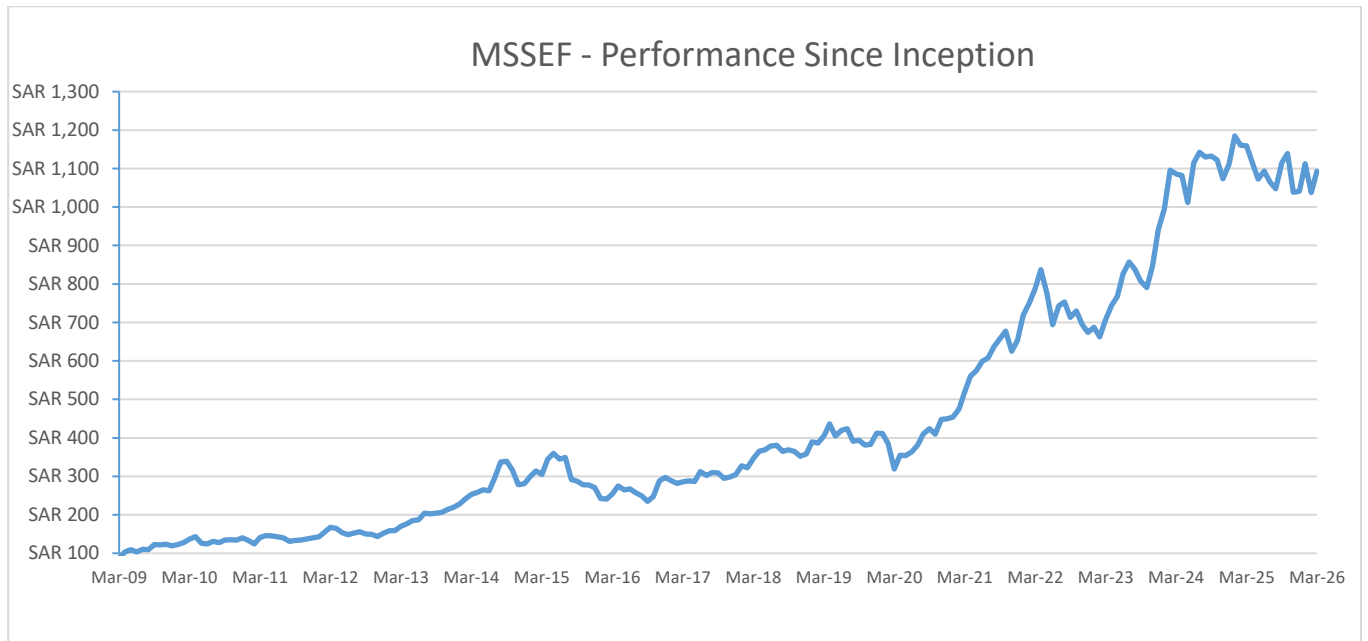
$$\text{Variance} = \sum \frac{(x_i - \mu_x)^2}{(n-1)}$$

- **Alpha.**

Jensen Alpha = Portfolio Annualized Return - (Index Annualized Return + Beta \* (Index Annualized Return - Risk Free Annualized Return))

o. **A graph indicating the performance of the fund from its beginning:**

Performance period: 6 Jan 2009 (inception) until 31 March 2026



**IMPORTANT INFORMATION**

**General**

The information in this document was issued and approved for use in Saudi Arabia by Morgan Stanley Saudi Arabia, Al Rashid Tower, King Saud Road, Riyadh, Saudi Arabia, authorized and regulated by the Capital Market Authority. This document is only intended for and should only be viewed by persons resident in jurisdictions where such publication or availability would not be contrary to local laws or regulations. Applications for units in The Morgan Stanley Saudi Equity Fund should not be made without first consulting the current Prospectus and offering documents which are available free of charge at the address above. There will be no offering of any interest (or solicitation of an offer to buy) in any jurisdiction in which such offer or solicitation would be unlawful.

This communication is a not marketing communication; it has been prepared solely for regulatory and information purposes and does not constitute an offer or a recommendation to buy or sell any particular security or to adopt any specific investment strategy. The material contained herein has not been based on consideration of any individual client circumstances and is not investment advice, nor should it be construed in any way as tax, accounting, legal or regulatory advice. To that end, investors should seek independent legal and financial advice, including advice as to tax consequences, before making any investment decision.

The facts indicated herein are based on matters as they exist as of the date of publication and not as of any future date.

The Capital Market Authority approved the establishment of The Morgan Stanley Saudi Equity Fund on 16 August 2008. The Capital Market Authority has not endorsed the accuracy or adequacy of this communication. The communication is being viewed in electronic form. Documents in this medium may

be altered or changed during the process of electronic transmission and publication and consequently none of Morgan Stanley Saudi Arabia or any of its respective directors, officers, partners, employees or advisers accept any liability or responsibility whatsoever in respect of any difference which occurs during electronic transmission and publication.

### **Note about the Fund**

Past performance is not a guarantee of future performance. The value of the investments and the income from them can go down as well as up and an investor may not get back the amount invested. There are special risk considerations associated with investing in emerging country securities including (1) restrictions on foreign investment, (2) currency fluctuations, (3) potential price volatility and lesser liquidity of shares, (4) political and economic risks, (5) settlement systems may be less well organized and less developed. There are also varying levels of government supervision and regulation of exchanges, financial institutions and issuers in various countries. In addition, accounting, auditing, financial and other reporting standards are not equivalent to those of more developed countries, and therefore less information may be available than in more developed countries.

Funds that specialize in a particular region or market sector are riskier than those which hold a very broad spread of investments. Where portfolio concentration is in one sector it is subject to greater risk and volatility than other portfolios that are more diversified and the value of its shares may be more substantially affected by economic events.

These investments are designed for investors who understand and are willing to accept these risks. Performance may be volatile, and an investor could lose all or a substantial portion of his or her investment.