

Morgan Stanley Investment Funds

Sustainable Asian Equity Fund - Z Shares (Accumulation Share Class)

Investment Objective

Long term growth of your investment while integrating ESG characteristics.

Investment Approach

Seeks long term capital appreciation, measured in US Dollars, through investment primarily in the equity securities of companies domiciled in or exercising the predominant part of their economic activity in Asia, excluding Japan, thereby taking advantage of the dynamic economic growth capabilities of the region. In relation to this Fund, "Sustainable" means that the Investment Adviser, in its discretion, integrates ESG considerations in its investment decision-making. The fund considers ESG criteria during both the investment and research process to limit exposure to ESG risks and seek out investment opportunities.

Investment Team

	JOINED FIRM	YEARS OF INVESTMENT EXPERIENCE
Amay Hattangadi, Managing Director	1997	23
Leon Sun, Managing Director	2021	23

Effective 31 December 2020, May Yu is no longer serving as a co-portfolio manager on the Fund. Effective 31 March 2021, Leon Sun was added as portfolio manager on the Fund.

Team members may be subject to change at any time without notice.

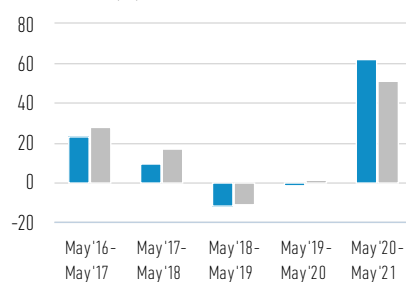
Class Z Shares (% net of fees) vs. Index in USD

Performance of 100 USD Invested Since Inception (Cash Value)



— Class Z Shares
— Blended Benchmark

12 Month Performance Periods to Latest Month End (%)



■ Class Z Shares
■ Blended Benchmark

Investment Performance (% net of fees) in USD

	Cumulative (%)				Annualised (% p.a.)			
	1 M	3 M	YTD	1 YR	3 YR	5 YR	10 YR	INCEPTION
Class Z Shares	3.02	4.00	11.00	62.33	12.26	13.83	5.59	5.87
Blended Benchmark	1.22	1.10	6.53	51.52	10.44	15.14	6.84	6.35

Calendar Year Returns (%)

	2020	2019	2018	2017	2016	2015	2014
Class Z Shares	26.28	18.57	-18.21	37.13	1.78	-6.93	1.75
Blended Benchmark	25.02	18.17	-14.37	41.72	6.11	-9.51	3.16

Past performance is not a reliable indicator of future results. Returns may increase or decrease as a result of currency fluctuations. All performance data is calculated NAV to NAV, net of fees, and does not take account of commissions and costs incurred on the issue and redemption of units. The sources for all performance and Index data is Morgan Stanley Investment Management.

Effective 31st December 2020 the Morgan Stanley Investment Funds Asian Equity Fund was renamed to Morgan Stanley Investment Funds Sustainable Asian Equity Fund. This name change reflects the October 2020 Prospectus' revised investment policy. Any historical performance information shown reflects, for the period prior to the funds change in investment strategy and approach, the historical performance of the Morgan Stanley Investment Funds Asian Equity Fund. The Morgan Stanley Investment Funds Sustainable Asian Equity Fund may perform differently due to the change in investment strategy and approach. Past performance is not a guide to future performance.

Share Class

	CLASS Z
Currency	U.S. dollars
ISIN	LU0360480692
Bloomberg	MSASEQZ LX
Inception date	24 June 2008
Net asset value	\$ 52.27

Fund Facts

Launch date	01 October 1991
Base currency	U.S. dollars
Primary benchmark	MSCI All Country Asia ex-Japan Net Index
Custom benchmark	Blended Benchmark
Total net assets	\$ 45.37 million
Structure	Luxembourg SICAV
SFDR Classification [†]	Article 8

Charges (%)

	CLASS Z
Max Entry Charge	1.00
Ongoing Charges	0.95
Management Fee	0.75

Entry Charge is a maximum possible figure. In some cases you might pay less, you can find this out from your financial adviser. Ongoing Charges reflect the payments and expenses incurred during the fund's operation and are deducted from the assets of the fund over the period. It includes fees paid for investment management (Management Fee), trustee/custodian, and administration charges. For more information please see the Charges and Expenses section of the prospectus.

Subscriptions (USD)

	CLASS Z
Minimum initial investment	0
Minimum subsequent Investment	0

Statistics

(3 Year Annualised)	CLASS Z	INDEX
Beta	1.01	1.00
Information ratio	0.36	--
R squared	0.93	1.00
Tracking error (%)	5.09	--
Volatility (Standard deviation) (%)	19.24	18.33
Down-capture ratio (%)	96.54	100.00
Up-capture ratio (%)	103.16	100.00

Risk/Return statistics shown are calculated versus the Blended Benchmark when an Index is used in the calculation.

Characteristics

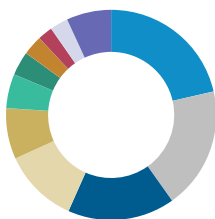
	FUND	INDEX
Active share (%)	61.93	--
Price/cash flow	16.14	10.05
Price/book	4.02	2.09
Price/earnings (last 12 months)	28.99	18.15
Dividend Yield (%)	1.09	1.65
Number of holdings	50	1,216

Top Holdings (% of Total Net Assets)¹

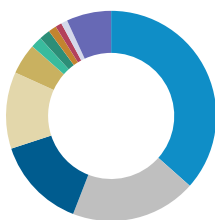
	FUND	INDEX
Taiwan Semiconductor Manufacturing Co. Lt	8.49	7.03
Tencent Holdings Ltd	7.41	6.06
Samsung Electronics Co. Ltd	7.00	4.57
Alibaba Group Holding Ltd	4.62	5.44
Asml Holding NV	3.66	--
Ase Technology Holding Co. Ltd	2.93	0.17
Hong Kong Exchanges & Clearing Ltd	2.88	1.00
Delta Electronics Inc	2.70	0.28
Icici Bank Ltd	2.68	0.62
Sea Ltd	2.52	0.05
Total	44.89	--

Top Countries (% of Total Net Assets)²

	FUND	INDEX
China	21.26	42.75
Taiwan	18.61	15.78
India	16.37	11.33
South Korea	11.48	14.82
Hong Kong	7.77	7.47
Singapore	5.23	2.45
Netherlands	3.66	--
Indonesia	3.02	1.35
United States	2.28	--
Other	2.76	--
Cash	6.83	--

**Sector Distribution (% of Total Net Assets)²**

	FUND	INDEX
Information Technology	36.30	23.07
Financials	19.18	18.28
Communication Services	13.97	11.31
Consumer Discretionary	11.71	17.55
Consumer Staples	4.70	4.91
Health Care	1.73	5.25
Energy	1.67	2.58
Materials	1.22	4.88
Industrials	0.98	5.81
Real Estate	0.96	4.01
Cash	6.83	--



† This Fund is classified as an Article 8 product under the Sustainable Finance Disclosure Regulation. Article 8 products are those which promote environmental or social characteristics and which integrate sustainability into the investment process in a binding manner.

¹ These securities and percentage allocations are only for illustrative purposes and do not constitute, and should not be construed as, investment advice or recommendations with respect to the securities or investments mentioned.

² May not sum to 100% due to the exclusion of other assets and liabilities.

Please refer to the Prospectus for full risk disclosures, available at www.morganstanleyinvestmentfunds.com. All data as of 31.05.2021 and subject to change daily.

DEFINITIONS

Active Share is a measure of the percentage of stock holdings in a manager's portfolio that differ from the benchmark index (based on holdings and weight of holdings). Active Share scores range from 0%-100%. A score of 100% means you are completely different from the benchmark. Active Share calculation may consolidate holdings with the same economic exposure. **Beta** is a measure of the relative volatility of a fund to the market's upward or downward movements. A beta greater than 1.0 identifies an issue or fund that will move more than the market, while a beta less than 1.0 identifies an issue or fund that will move less than the market. The Beta of the Market is always equal to 1. **Bloomberg** stands for 'Bloomberg Global Identifier (BBGID)'. This is a unique 12 digit alphanumerical code designed to enable the identification of securities, such as the Morgan Stanley Investment Funds sub-funds at share class

Share Class Z Risk and Reward Profile

Lower Risk

Higher Risk



Potentially Lower Rewards

Potentially Higher Rewards

The risk and reward category shown is based on historic data.

- Historic figures are only a guide and may not be a reliable indicator of what may happen in the future.
- As such this category may change in the future.
- The higher the category, the greater the potential reward, but also the greater the risk of losing the investment. Category 1 does not indicate a risk free investment.
- The fund is in this category because it invests in company shares and the fund's simulated and/or realised return has experienced high rises and falls historically.
- The fund may be impacted by movements in the exchange rates between the fund's currency and the currencies of the fund's investments.

This rating does not take into account other risk factors which should be considered before investing, these include:

- The fund relies on other parties to fulfill certain services, investments or transactions. If these parties become insolvent, it may expose the fund to financial loss.
- There may be an insufficient number of buyers or sellers which may affect the fund's ability to buy or sell securities.
- Investment in China A-Shares via Shanghai-Hong Kong and Shenzhen-Hong Kong Stock Connect programs may also entail additional risks, such as risks linked to the ownership of shares.
- There are increased risks of investing in emerging markets as political, legal and operational systems may be less developed than in developed markets.
- Past performance is not a reliable indicator of future results. Returns may increase or decrease as a result of currency fluctuations. The value of investments and the income from them can go down as well as up and investors may lose all or a substantial portion of his or her investment.
- The value of the investments and the income from them will vary and there can be no assurance that the Fund will achieve its investment objectives.
- Investments may be in a variety of currencies and therefore changes in rates of exchange between currencies may cause the value of investments to decrease or increase. Furthermore, the value of investments may be adversely affected by fluctuations in exchange rates between the investor's reference currency and the base currency of the investments.

level, on a Bloomberg Terminal. The Bloomberg Terminal, a system provided by Bloomberg L.P., enables analysts to access and analyse real-time financial market data. Each Bloomberg code starts with the same BBG prefix, followed by nine further characters that we list here in this guide for each share class of each fund. **Cash & Equivalents** are defined as the value of assets that can be converted into cash immediately. These include commercial paper, open FX transactions, Treasury bills and other short-term instruments. Such instruments are considered cash equivalents because they are deemed liquid and not subject to significant risk of changes in values. **Dividend yield** is the ratio between how much a company pays out in dividends each year relative to its share price. **Information ratio** is the portfolio's alpha or excess return per unit of risk, as measured by tracking error, versus the portfolio's benchmark. **ISIN** is the international securities identification number (ISIN), a 12 digit code consisting of numbers and letters that distinctly identifies securities. **NAV** is

the Net Asset Value per share of the Fund (NAV), which represents the value of the assets of a fund less its liabilities. **Number of holdings** provided are a typical range, not a maximum number. The portfolio may exceed this from time to time due to market conditions and outstanding trades. **Price/book (P/BV)** compares a stock's market value to the book value per share of total assets less total liabilities. This number is used to judge whether a stock is undervalued or overvalued. **Price/cash flow (P/CF)** is a ratio used to compare a company's market value to its cash flow. It is calculated by dividing the company's per-share stock price by the per-share operating cash flow. **Price/earnings (P/E)** is the price of a stock divided by its earnings per share for the past 12 months. Sometimes called the multiple, P/E gives investors an idea of how much they are paying for a company's earning power. The higher the P/E, the more investors are paying, and therefore the more earnings growth they are expecting. **R squared** measures how well an investment's returns correlate to an index. An R squared of 1.00 means the portfolio performance is 100% correlated to the index's, whereas a low R squared means that the portfolio performance is less correlated to the index's. **Tracking error** is the standard deviation of the difference between the returns of an investment and its benchmark. **Upside/downside market capture** measures annualized performance in up/down markets relative to the market benchmark. **Volatility (Standard deviation)** measures how widely individual performance returns, within a performance series, are dispersed from the average or mean value.

INDEX INFORMATION

The Blended Index performance shown is calculated using the **MSCI AC Far East Free Ex-Japan Index** (Gross Returns) from inception through 31 December 2000, the **MSCI AC Far East Free Ex-Japan Index** (Net Returns) from 1 January 2001 through 29 February 2016 and the **MSCI AC Asia ex Japan Index** (Net Returns) thereafter.

The **MSCI AC Far East ex Japan Index**: captures large and mid cap representation across 2 Developed Markets countries (excluding Japan) and 7 Emerging Markets countries in the Far East*. With 553 constituents, the index covers approximately 85% of the free float-adjusted market capitalization in each country.

The **MSCI AC Asia ex Japan Index**: captures large and mid cap representation across 2 of 3 Developed Markets (DM) countries* (excluding Japan) and 9 Emerging Markets (EM) countries* in Asia. With 637 constituents, the index covers approximately 85% of the free float adjusted market capitalization in each country.

DISTRIBUTION

This communication is only intended for and will only be distributed to persons resident in jurisdictions where such distribution or availability would not be contrary to local laws or regulations. In particular, the Shares are not for distribution to US persons.

Ireland: MSIM Fund Management (Ireland) Limited. Registered Office: The Observatory, 7-11 Sir John Rogerson's Quay, Dublin 2, D02 VC42, Ireland. Registered in Ireland as a private company limited by shares under company number 616661. MSIM Fund Management (Ireland) Limited is regulated by the Central Bank of Ireland. **United Kingdom:** Morgan Stanley Investment Management Limited is authorised and regulated by the Financial Conduct Authority. Registered in England. Registered No. 1981121. Registered Office: 25 Cabot Square, Canary Wharf, London E14 4QA, authorised and regulated by the Financial Conduct Authority. **Dubai:** Morgan Stanley Investment Management Limited (Representative Office, Unit Precinct 3-7th Floor-Unit 701 and 702, Level 7, Gate Precinct Building 3, Dubai International Financial Centre, Dubai, 506501, United Arab Emirates. Telephone: +97 (0)14 709 7158). **Italy:** MSIM Fund Management (Ireland) Limited, Milan Branch (Sede Secondaria di Milano) is a branch of MSIM Fund Management (Ireland) Limited, a company registered in Ireland, regulated by the Central Bank of Ireland and whose registered office is at The Observatory, 7-11 Sir John Rogerson's Quay, Dublin 2, D02 VC42, Ireland. MSIM Fund Management (Ireland) Limited Milan Branch (Sede Secondaria di Milano) with seat in Palazzo Serbelloni Corso Venezia, 16 20121 Milano, Italy, is registered in Italy with company number and VAT number 11488280964. **The Netherlands:** MSIM Fund Management (Ireland) Limited, Rembrandt Tower, 11th Floor Amstelplein 11096HA, Netherlands. Telephone: 31 2-0462-1300. Morgan Stanley Investment Management is a branch office of MSIM Fund Management (Ireland) Limited. MSIM Fund Management (Ireland) Limited is regulated by the Central Bank of Ireland. **France:** MSIM Fund Management (Ireland) Limited, Paris Branch is a branch of MSIM Fund Management (Ireland) Limited, a company registered in Ireland, regulated by the Central Bank of Ireland and whose registered office is at The Observatory, 7-11 Sir John Rogerson's Quay, Dublin 2, D02 VC42, Ireland. MSIM Fund Management (Ireland) Limited Paris Branch with seat at 61 rue de Monceau 75008 Paris, France, is registered in France with company number 890 071 863 RCS. **Spain:** MSIM Fund Management (Ireland) Limited, Sucursal en España is a branch of MSIM Fund Management (Ireland) Limited, a company registered in Ireland, regulated by the Central Bank of Ireland and whose registered

office is at The Observatory, 7-11 Sir John Rogerson's Quay, Dublin 2, D02 VC42, Ireland. MSIM Fund Management (Ireland) Limited, Sucursal en España with seat in Calle Serrano 55, 28006, Madrid, Spain, is registered in Spain with tax identification number W0058820B. **Switzerland:** Morgan Stanley & Co. International plc, London, Zurich Branch Authorised and regulated by the Eidgenössische Finanzmarktaufsicht ("FINMA"). Registered with the Register of Commerce Zurich CHE-115.415.770. Registered Office: Beethovenstrasse 33, 8002 Zurich, Switzerland, Telephone +41 (0) 44 588 1000. Facsimile Fax: +41(0) 44 588 1074.

Australia: This publication is disseminated in Australia by Morgan Stanley Investment Management (Australia) Pty Limited ACN: 122040037, AFSL No. 314182, which accepts responsibility for its contents. This publication, and any access to it, is intended only for "wholesale clients" within the meaning of the Australian Corporations Act. **Hong Kong:** This document has been issued by Morgan Stanley Asia Limited for use in Hong Kong and shall only be made available to "professional investors" as defined under the Securities and Futures Ordinance of Hong Kong (Cap 571). The contents of this document have not been reviewed nor approved by any regulatory authority including the Securities and Futures Commission in Hong Kong. Accordingly, save where an exemption is available under the relevant law, this document shall not be issued, circulated, distributed, directed at, or made available to, the public in Hong Kong. **Singapore:** This publication should not be considered to be the subject of an invitation for subscription or purchase, whether directly or indirectly, to the public or any member of the public in Singapore other than (i) to an institutional investor under section 304 of the Securities and Futures Act, Chapter 289 of Singapore ("SFA"), (ii) to a "relevant person" (which includes an accredited investor) pursuant to section 305 of the SFA, and such distribution is in accordance with the conditions specified in section 305 of the SFA; or (iii) otherwise pursuant to, and in accordance with the conditions of, any other applicable provision of the SFA. In particular, for investment funds that are not authorized or recognized by the MAS, units in such funds are not allowed to be offered to the retail public; any written material issued to persons as aforementioned in connection with an offer is not a prospectus as defined in the SFA and, accordingly, statutory liability under the SFA in relation to the content of prospectuses does not apply, and investors should consider carefully whether the investment is suitable for them. This publication has not been reviewed by the Monetary Authority of Singapore.

Chile: Neither the Fund nor the interests in the Fund are registered in the Registry of Offshore Securities (el Registro de Valores Extranjeros) or subject to the supervision of the Commission for the Financial Market (la Comisión para el Mercado Financiero). This document and other offering materials relating to the offer of the interests in the Fund do not constitute a public offer of, or an invitation to subscribe for or purchase, the Fund interests in the Republic of Chile, other than to individually identified purchasers pursuant to a private offering within the meaning of Article 4 of the Chilean Securities Act (La Ley del Mercado de Valores) (an offer that is not "addressed to the public at large or to a certain sector or specific group of the public").

Peru: The interests in the Fund have not been and will not be registered in Peru under Decreto Legislativo 862: Ley de Fondos de Inversión y sus Sociedades Administradoras or under Decreto Legislativo 861: Ley del Mercado de Valores (the "Securities Market Law"), and are being offered to institutional investors only (as defined in article 8 of the Securities Market Law) pursuant to a private placement, according to article 5 of the Securities Market Law. The interests in the Fund have not been registered in the securities market public registry (Registro Público del Mercado de Valores) maintained by, and the offering of the Fund interests in Peru is not subject to the supervision of, the Superintendencia del Mercado de Valores. Any transfers of the Fund interests shall be subject to the limitations contained in the Securities Market Law and the regulations issued thereunder.

IMPORTANT INFORMATION

EMEA: This marketing communication has been issued by MSIM Fund Management (Ireland) Limited. MSIM Fund Management (Ireland) Limited is regulated by the Central Bank of Ireland. MSIM Fund Management (Ireland) Limited is incorporated in Ireland as a private company limited by shares with company registration number 616661 and has its registered address at The Observatory, 7-11 Sir John Rogerson's Quay, Dublin 2, D02 VC42, Ireland.

This document contains information relating to the sub-fund ("Fund") of Morgan Stanley Investment Funds, a Luxembourg domiciled Société d'Investissement à Capital Variable. Morgan Stanley Investment Funds (the "Company") is registered in the Grand Duchy of Luxembourg as an undertaking for collective investment pursuant to Part 1 of the Law of 17th December 2010, as amended. The Company is an Undertaking for Collective Investment in Transferable Securities ("UCITS").

Applications for shares in the Fund should not be made without first consulting the current Prospectus, Key Investor Information Document ("KIID"), Annual Report and Semi-Annual Report ("Offering Documents"), or

other documents available in your local jurisdiction which is available free of charge from the Registered Office: European Bank and Business Centre, 6B route de Trèves, L-2633 Senningerberg, R.C.S. Luxembourg B 29 192. In addition, all Italian investors should refer to the 'Extended Application Form', and all Hong Kong investors should refer to the 'Additional Information for Hong Kong Investors' section, outlined within the Prospectus. Copies of the Prospectus, KIID, the Articles of Incorporation and the annual and semi-annual reports, in German, and further information can be obtained free of charge from the representative in Switzerland. The representative in Switzerland is Carnegie Fund Services S.A., 11, rue du Général-Dufour, 1204 Geneva. The paying agent in Switzerland is Banque Cantonale de Genève, 17, quai de l'Île, 1204 Geneva. The document has been prepared solely for informational purposes and does not constitute an offer or a recommendation to buy or sell any particular security or to adopt any specific investment strategy.

Any index referred to herein is the intellectual property (including registered trademarks) of the applicable licensor. Any product based on an index is in no way sponsored, endorsed, sold or promoted by the applicable licensor and it shall not have any liability with respect thereto.

All investments involve risks, including the possible loss of principal. The material contained herein has not been based on a consideration of any individual client circumstances and is not investment advice, nor should it be construed in any way as tax, accounting, legal or regulatory advice. To that end, investors should seek independent legal and financial advice, including advice as to tax consequences, before making any investment decision.

The information contained in this communication is not a research

recommendation or 'investment research' and is classified as a 'Marketing Communication' in accordance with the applicable European or Swiss regulation. This means that this marketing communication (a) has not been prepared in accordance with legal requirements designed to promote the independence of investment research (b) is not subject to any prohibition on dealing ahead of the dissemination of investment research.

MSIM has not authorised financial intermediaries to use and to distribute this document, unless such use and distribution is made in accordance with applicable law and regulation. MSIM shall not be liable for, and accepts no liability for, the use or misuse of this document by any such financial intermediary. If you are a distributor of the Morgan Stanley Investment Funds, some or all of the funds or shares in individual funds may be available for distribution. Please refer to your sub-distribution agreement for these details before forwarding fund information to your clients.

The whole or any part of this work may not be reproduced, copied or transmitted or any of its contents disclosed to third parties without MSIM's express written consent.

All information contained herein is proprietary and is protected under copyright law.

This document may be translated into other languages. Where such a translation is made this English version remains definitive. If there are any discrepancies between the English version and any version of this document in another language, the English version shall prevail.