

## Global Sustain Fund - ZH (EUR) Shares (Accumulating NAV Currency Hedged Share Class)

### Investment Objective

Long term growth of your investment.

### Investment Approach

The investment team believes that the best way to compound wealth is by owning very high-quality companies with sustainable high returns over the long term. Social and environmental risks that are material to the sustainability of returns are more important than ever given political and social change. Leading the way on such issues can be a positive force for corporate success if it drives consumer and/or employee engagement. The higher the quality of a company, the more important the governance. The Fund typically invests in intrinsically carbon-light companies and has a significantly lower carbon footprint than the broader market, with a robust carbon-related exclusions policy and filtering process. In addition to its carbon exclusions, the Portfolio has a number of business activity\* exclusions, including alcohol, gambling, tobacco and weapons. The investment team views long-term portfolio manager-led engagement as a critical underpinning to an active investment process.

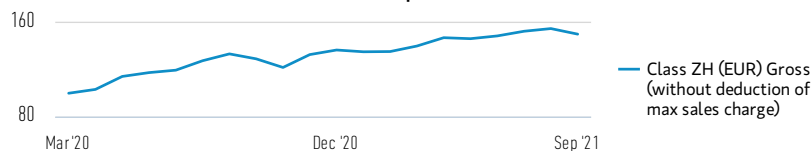
### Investment Team

	JOINED FIRM	YEARS OF INVESTMENT EXPERIENCE
William Lock, Head of International Equity Team	1994	29
Bruno Paulson, Managing Director	2009	27
Nic Sochovsky, Managing Director	2015	23
Marcus Watson, Executive Director	2008	13
Alex Gabriele, Executive Director	2012	12
Nathan Wong, Executive Director	2017	21
Richard Perrott, Executive Director	2015	15
Vladimir A. Demine, Head of ESG Research	2009	19
Isabelle Mast, Executive Director	2021	16

Team members may be subject to change at any time without notice. The investment team currently has 13 members; information on additional team members can be found on msim.com.

### Class ZH (EUR) Shares (% net of fees) in EUR

#### Performance of 100 EUR Invested Since Inception (Cash Value)



#### 12 Month Performance Periods to Latest Month End (%)<sup>12†</sup>

	SEP '20 - SEP '21	SEP '19 - SEP '20	SEP '18 - SEP '19	SEP '17 - SEP '18	SEP '16 - SEP '17
Class ZH (EUR) Gross (without deduction of max sales charge) <sup>1</sup>	16.32	--	--	--	--
Class ZH (EUR) Net (with the deduction of max sales charge) <sup>2</sup>	15.16	--	--	--	--

### Investment Performance (% net of fees) in EUR

	Cumulative (%)				Annualised (% p.a.)			
	1 M	3 M	YTD	1 YR	3 YR	5 YR	10 YR	INCEPTION
Class ZH (EUR) Gross (without deduction of max sales charge) <sup>1</sup>	-3.07	1.02	9.90	16.32	--	--	--	30.11
Class ZH (EUR) Net (with the deduction of max sales charge) <sup>2</sup>	-4.03	0.01	8.80	15.16	--	--	--	29.27

\* A core business activity is one that accounts for more than 10% of the relevant company's revenue.

† Example: An investor wishes to purchase shares of USD 100. At the maximum sales charge of 5.75% the investor has to expend USD 106.10. The sales charge is only incurred upon subscription. Please see the Fund's current prospectus and the share class' Key Investor Information Document for complete details on fees and sales charges.

### Share Class

	CLASS ZH (EUR)
Currency	Euro
ISIN	LU2133304035
Bloomberg	MSGSZHE LX
Inception date	12 March 2020
Net asset value	€ 37.63

### Fund Facts

Launch date	29 June 2018
Base currency	U.S. dollars
Index	MSCI World Net Index
Total net assets	\$ 1.1 billion
Structure	Luxembourg SICAV
SFDR Classification <sup>†</sup>	Article 8

### Charges (%)

	CLASS ZH (EUR)
Max Entry Charge	1.00
<b>Ongoing Charges</b>	<b>0.84</b>
Management Fee	0.65

Entry Charge is a maximum possible figure. In some cases you might pay less, you can find this out from your financial adviser. Ongoing Charges reflect the payments and expenses incurred during the fund's operation and are deducted from the assets of the fund over the period. It includes fees paid for investment management (Management Fee), trustee/custodian, and administration charges. For more information please see the Charges and Expenses section of the prospectus.

### Subscriptions (USD)

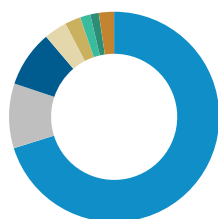
	CLASS ZH (EUR)
Minimum initial investment	0
Minimum subsequent investment	0

**Past performance is not a reliable indicator of future results. Returns may increase or decrease as a result of currency fluctuations. All performance data is calculated NAV to NAV. The sources for all performance and Index data is Morgan Stanley Investment Management.**

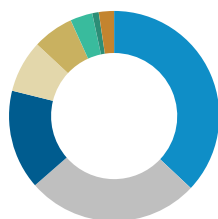
<sup>1</sup> Figure shown assumes reinvestment of all distributions and deduction of fund level costs, but does not reflect the deduction of any sales charge applicable at investor level. <sup>2</sup> Figure shown assumes reinvestment of all distributions and deduction of fund level costs, and includes the deduction of the maximum sales charge applicable at investor level that may be taken out of your money before it is invested.

**Characteristics**

	FUND	INDEX
Active share (%)	87.39	--
Number of holdings	37	1,561
Free cash flow yield (Next 12 Months) (%)	3.96	4.52
Price/earnings (Next 12 months)	23.97	18.61
Dividend Yield (Next 12 Months) (%)	1.36	1.94

**Top Countries (% of Total Net Assets)<sup>3</sup>**

	FUND	INDEX
United States	70.24	67.66
Germany	9.96	2.65
United Kingdom	8.68	4.18
Canada	3.54	3.24
Taiwan	2.44	--
Hong Kong	1.57	0.86
France	1.32	3.26
Cash	2.34	--

**Sector Allocation (% of Total Net Assets)<sup>3,4</sup>**

	FUND	INDEX
Information Technology	37.04	22.53
Health Care	26.58	12.61
Consumer Staples	15.33	6.89
Financials	8.04	13.69
Industrials	6.32	10.31
Communication Services	3.42	9.13
Consumer Discretionary	1.01	12.13
Cash	2.34	--

**Top Holdings (% of Total Net Assets)<sup>5</sup>**

	FUND	INDEX
Microsoft Corp	7.46	3.48
Visa Inc	5.26	0.65
Sap Se	5.03	0.24
Reckitt Benckiser Group plc	4.94	0.10
Accenture plc	4.65	0.35
Baxter International Inc	4.25	0.07
Becton Dickinson and Co.	4.17	0.12
Danaher Corp	4.01	0.34
Thermo Fisher Scientific Inc	3.86	0.39
Abbott Laboratories	3.80	0.36
<b>Total</b>	<b>47.43</b>	<b>--</b>

<sup>†</sup> This Fund is classified as an Article 8 product under the Sustainable Finance Disclosure Regulation. Article 8 products are those which promote environmental or social characteristics and which integrate sustainability into the investment process in a binding manner.

<sup>3</sup> May not sum to 100% due to the exclusion of other assets and liabilities.

<sup>4</sup> For additional information regarding sector classification/definitions please visit [www.msci.com/gics](http://www.msci.com/gics) and the glossary at [www.morganstanley.com/im](http://www.morganstanley.com/im).

<sup>5</sup> These securities and percentage allocations are only for illustrative purposes and do not constitute, and should not be construed as, investment advice or recommendations with respect to the securities or investments mentioned.

Please refer to the Prospectus for full risk disclosures, available at [www.morganstanleyinvestmentfunds.com](http://www.morganstanleyinvestmentfunds.com). All data as of 30.09.2021 and subject to change daily.

**EU Cross Border Distribution of Funds Important Disclosure**

This is a marketing communication. Applications for shares in the Fund should not be made without first consulting the current Prospectus and the Key Investor Information Document ("KIID"), which are available in English and in the official language of your local jurisdiction at [morganstanleyinvestmentfunds.com](http://morganstanleyinvestmentfunds.com) or free of charge from the Registered Office of Morgan Stanley Investment Funds, European Bank and Business Centre, 6B route de Trèves, L-2633 Senningerberg, R.C.S. Luxembourg B 29 192. A summary of investor rights is available in English at the same website. If the management company of the relevant Fund decides to terminate its

**Share Class ZH (EUR) Risk and Reward Profile**

The risk and reward category shown is based on historic data.

- Historic figures are only a guide and may not be a reliable indicator of what may happen in the future.
- As such this category may change in the future.
- The higher the category, the greater the potential reward, but also the greater the risk of losing the investment. Category 1 does not indicate a risk free investment.
- The fund is in this category because it invests in company shares and the fund's simulated and/or realised return has experienced high rises and falls historically.
- The fund may be impacted by movements in the exchange rates between the fund's currency and the currencies of the fund's investments.

This rating does not take into account other risk factors which should be considered before investing, these include:

- The fund relies on other parties to fulfill certain services, investments or transactions. If these parties become insolvent, it may expose the fund to financial loss.
- There may be an insufficient number of buyers or sellers which may affect the fund's ability to buy or sell securities.
- Investment in China A-Shares via Shanghai-Hong Kong and Shenzhen-Hong Kong Stock Connect programs may also entail additional risks, such as risks linked to the ownership of shares.
- In order to achieve the currency hedging, this share class relies on other parties to fulfil certain contractual obligations, as these parties may fail to do so there is a higher risk to your investment.
- Past performance is not a reliable indicator of future results. Returns may increase or decrease as a result of currency fluctuations. The value of investments and the income from them can go down as well as up and investors may lose all or a substantial portion of his or her investment.
- The value of the investments and the income from them will vary and there can be no assurance that the Fund will achieve its investment objectives.
- Investments may be in a variety of currencies and therefore changes in rates of exchange between currencies may cause the value of investments to decrease or increase. Furthermore, the value of investments may be adversely affected by fluctuations in exchange rates between the investor's reference currency and the base currency of the investments.

**Additional Z Share Classes**

	CURRENCY	LAUNCH	ISIN	BLOOMBERG
Z	USD	29.06.2018	LU1842711688	MSIGLSZ LX
ZH (CHF)	CHF	20.05.2020	LU2174786777	MOFGSZC LX
ZH (GBP)	GBP	20.05.2020	LU2174786934	MOFGSZG LX
ZX	USD	23.01.2019	LU1938400352	MSIGSZX LX

arrangement for marketing that Fund in any EEA country where it is registered for sale, it will do so in accordance with the relevant UCITS rules.

**DEFINITIONS**

**Active Share** is a measure of the percentage of stock holdings in a manager's portfolio that differ from the benchmark index (based on holdings and weight of holdings). Active Share scores range from 0%-100%. A score of 100% means you are completely different from the benchmark. Active Share calculation may consolidate holdings with the same economic exposure. **Bloomberg** stands for 'Bloomberg Global Identifier (BBGID)'. This is a unique 12 digit alphanumeric code designed

to enable the identification of securities, such as the Morgan Stanley Investment Funds sub-funds at share class level, on a Bloomberg Terminal. The Bloomberg Terminal, a system provided by Bloomberg L.P., enables analysts to access and analyse real-time financial market data. Each Bloomberg code starts with the same BBG prefix, followed by nine further characters that we list here in this guide for each share class of each fund.

**Cash & Equivalents** are defined as the value of assets that can be converted into cash immediately. These include commercial paper, open FX transactions, Treasury bills and other short-term instruments. Such instruments are considered cash equivalents because they are deemed liquid and not subject to significant risk of changes in values. **Dividend yield** is the ratio between how much a company pays out in dividends each year relative to its share price. **Free cash flow yield (Next 12 months)** is a financial ratio that measures a company's operating free cash flow minus its capital expenditures per share and dividing by its price per share. Free cash flow yield ratio is calculated by using the underlying securities of the fund. **ISIN** is the international securities identification number (ISIN), a 12 digit code consisting of numbers and letters that distinctly identifies securities. **NAV** is the Net Asset Value per share of the Fund (NAV), which represents the value of the assets of a fund less its liabilities. **Number of holdings** provided are a typical range, not a maximum number. The portfolio may exceed this from time to time due to market conditions and outstanding trades.

**Price/earnings (P/E)** is the price of a stock divided by its earnings per share for the past 12 months. Sometimes called the multiple, P/E gives investors an idea of how much they are paying for a company's earning power. The higher the P/E, the more investors are paying, and therefore the more earnings growth they are expecting.

#### INDEX INFORMATION

The **MSCI World Net Index** is a free float adjusted market capitalization weighted index that is designed to measure the global equity market performance of developed markets. The term "free float" represents the portion of shares outstanding that are deemed to be available for purchase in the public equity markets by investors. The performance of the Index is listed in U.S. dollars and assumes reinvestment of net dividends. The index is unmanaged and does not include any expenses, fees or sales charges. It is not possible to invest directly in an index.

#### DISTRIBUTION

This communication is only intended for and will only be distributed to persons resident in jurisdictions where such distribution or availability would not be contrary to local laws or regulations. In particular, the Shares are not for distribution to US persons.

**Ireland:** MSIM Fund Management (Ireland) Limited. Registered Office: The Observatory, 7-11 Sir John Rogerson's Quay, Dublin 2, D02 VC42, Ireland. Registered in Ireland as a private company limited by shares under company number 616661. MSIM Fund Management (Ireland) Limited is regulated by the Central Bank of Ireland. **United Kingdom:** Morgan Stanley Investment Management Limited is authorised and regulated by the Financial Conduct Authority. Registered in England. Registered No. 1981121. Registered Office: 25 Cabot Square, Canary Wharf, London E14 4QA. **Dubai:** Morgan Stanley Investment Management Limited (Representative Office, Unit Precinct 3-7th Floor-Unit 701 and 702, Level 7, Gate Precinct Building 3, Dubai International Financial Centre, Dubai, 506501, United Arab Emirates. Telephone: +97 (0)14 709 7158). **Germany:** MSIM Fund Management (Ireland) Limited Niederlassung Deutschland, Grosse Gallusstrasse 18, 60312 Frankfurt am Main, Germany (Gattung: Zweigniederlassung (FDI) gem. § 53b KWG). **Italy:** MSIM Fund Management (Ireland) Limited, Milan Branch (Sede Secondaria di Milano) is a branch of MSIM Fund Management (Ireland) Limited, a company registered in Ireland, regulated by the Central Bank of Ireland and whose registered office is at The Observatory, 7-11 Sir John Rogerson's Quay, Dublin 2, D02 VC42, Ireland. MSIM Fund Management (Ireland) Limited Milan Branch (Sede Secondaria di Milano) with seat in Palazzo Serbelloni Corso Venezia, 16 20121 Milano, Italy, is registered in Italy with company number and VAT number 11488280964. **The Netherlands:** MSIM Fund Management (Ireland) Limited, Rembrandt Tower, 11th Floor Amstelplein 1 1096HA, Netherlands. Telephone: 31 2-0462-1300. Morgan Stanley Investment Management is a branch office of MSIM Fund Management (Ireland) Limited. MSIM Fund Management (Ireland) Limited is regulated by the Central Bank of Ireland. **France:** MSIM Fund Management (Ireland) Limited, Paris Branch is a branch of MSIM Fund Management (Ireland) Limited, a company registered in Ireland, regulated by the Central Bank of Ireland and whose registered office is at The Observatory, 7-11 Sir John Rogerson's Quay, Dublin 2, D02 VC42, Ireland. MSIM Fund Management (Ireland) Limited Paris Branch with seat at 61 rue de Monceau 75008 Paris, France, is registered in France with company number 890 071 863 RCS. **Spain:** MSIM Fund Management (Ireland) Limited, Sucursal en España is a branch of MSIM Fund Management (Ireland) Limited, a company registered in Ireland, regulated by the Central Bank of Ireland and whose registered office is at The Observatory, 7-11 Sir John Rogerson's Quay, Dublin 2, D02 VC42, Ireland. MSIM Fund Management (Ireland) Limited, Sucursal en España with seat in Calle Serrano 55, 28006, Madrid, Spain, is registered in

Spain with tax identification number W0058820B. **Switzerland:** Morgan Stanley & Co. International plc, London, Zurich Branch Authorised and regulated by the Eidgenössische Finanzmarktaufsicht ("FINMA"). Registered with the Register of Commerce Zurich CHE-115415.770. Registered Office: Beethovenstrasse 33, 8002 Zurich, Switzerland, Telephone +41 (0) 44 588 1000. Facsimile Fax: +41(0) 44 588 1074.

**Australia:** This publication is disseminated in Australia by Morgan Stanley Investment Management (Australia) Pty Limited ACN: 12204-0037, AFSL No. 314182, which accepts responsibility for its contents. This publication, and any access to it, is intended only for "wholesale clients" within the meaning of the Australian Corporations Act. **Hong Kong:** This document has been issued by Morgan Stanley Asia Limited for use in Hong Kong and shall only be made available to "professional investors" as defined under the Securities and Futures Ordinance of Hong Kong (Cap 571). The contents of this document have not been reviewed nor approved by any regulatory authority including the Securities and Futures Commission in Hong Kong. Accordingly, save where an exemption is available under the relevant law, this document shall not be issued, circulated, distributed, directed at, or made available to, the public in Hong Kong. **Singapore:** This publication should not be considered to be the subject of an invitation for subscription or purchase, whether directly or indirectly, to the public or any member of the public in Singapore other than (i) to an institutional investor under section 304 of the Securities and Futures Act, Chapter 289 of Singapore ("SFA"), (ii) to a "relevant person" (which includes an accredited investor) pursuant to section 305 of the SFA, and such distribution is in accordance with the conditions specified in section 305 of the SFA; or (iii) otherwise pursuant to, and in accordance with the conditions of, any other applicable provision of the SFA. In particular, for investment funds that are not authorized or recognized by the MAS, units in such funds are not allowed to be offered to the retail public; any written material issued to persons as aforementioned in connection with an offer is not a prospectus as defined in the SFA and, accordingly, statutory liability under the SFA in relation to the content of prospectuses does not apply, and investors should consider carefully whether the investment is suitable for them. This publication has not been reviewed by the Monetary Authority of Singapore.

#### IMPORTANT INFORMATION

**EMEA:** This marketing communication has been issued by MSIM Fund Management (Ireland) Limited. MSIM Fund Management (Ireland) Limited is regulated by the Central Bank of Ireland. MSIM Fund Management (Ireland) Limited is incorporated in Ireland as a private company limited by shares with company registration number 616661 and has its registered address at The Observatory, 7-11 Sir John Rogerson's Quay, Dublin 2, D02 VC42, Ireland.

This document contains information relating to the sub-fund ("Fund") of Morgan Stanley Investment Funds, a Luxembourg domiciled Société d'Investissement à Capital Variable. Morgan Stanley Investment Funds (the "Company") is registered in the Grand Duchy of Luxembourg as an undertaking for collective investment pursuant to Part 1 of the Law of 17th December 2010, as amended. The Company is an Undertaking for Collective Investment in Transferable Securities ("UCITS").

Applications for shares in the Fund should not be made without first consulting the current Prospectus, Key Investor Information Document ("KIID"), Annual Report and Semi-Annual Report ("Offering Documents"), or other documents available in your local jurisdiction which is available free of charge from the Registered Office: European Bank and Business Centre, 6B route de Trèves, L-2633 Senningerberg, R.C.S. Luxembourg B 29 192. In addition, all Italian investors should refer to the 'Extended Application Form', and all Hong Kong investors should refer to the 'Additional Information for Hong Kong Investors' section, outlined within the Prospectus. Copies of the Prospectus, KIID, the Articles of Incorporation and the annual and semi-annual reports, in German, and further information can be obtained free of charge from the representative in Switzerland. The representative in Switzerland is Carnegie Fund Services S.A., 11, rue du Général-Dufour, 1204 Geneva. The paying agent in Switzerland is Banque Cantonale de Genève, 17, quai de l'île, 1204 Geneva. The document has been prepared solely for informational purposes and does not constitute an offer or a recommendation to buy or sell any particular security or to adopt any specific investment strategy.

Any index referred to herein is the intellectual property (including registered trademarks) of the applicable licensor. Any product based on an index is in no way sponsored, endorsed, sold or promoted by the applicable licensor and it shall not have any liability with respect thereto.

All investments involve risks, including the possible loss of principal. The material contained herein has not been based on a consideration of any individual client circumstances and is not investment advice, nor should it be construed in any way as tax, accounting, legal or regulatory advice. To that end, investors should seek independent legal and financial advice, including advice as to tax consequences, before making any investment decision.

**The information contained in this communication is not a research**

**recommendation or 'investment research' and is classified as a 'Marketing Communication' in accordance with the applicable European or Swiss regulation. This means that this marketing communication (a) has not been prepared in accordance with legal requirements designed to promote the independence of investment research (b) is not subject to any prohibition on dealing ahead of the dissemination of investment research.**

MSIM has not authorised financial intermediaries to use and to distribute this document, unless such use and distribution is made in accordance with applicable law and regulation. MSIM shall not be liable for, and accepts no liability for, the use or misuse of this document by any such financial intermediary. If you are a distributor of the Morgan Stanley Investment

Funds, some or all of the funds or shares in individual funds may be available for distribution. Please refer to your sub-distribution agreement for these details before forwarding fund information to your clients.

The whole or any part of this work may not be reproduced, copied or transmitted or any of its contents disclosed to third parties without MSIM's express written consent.

All information contained herein is proprietary and is protected under copyright law.

This document may be translated into other languages. Where such a translation is made this English version remains definitive. If there are any discrepancies between the English version and any version of this document in another language, the English version shall prevail.