

A Sub-Fund of Morgan Stanley Investment Funds

Global Quality Fund

(Accumulation Share Class)

Investment Objective

Long term growth of your investment.

Investment Approach

The investment team believes that high quality companies built on dominant market positions and underpinned by powerful intangible assets can generate attractive returns over the long term. ESG analysis and active, portfolio manager-led engagement are fundamental to the investment process.

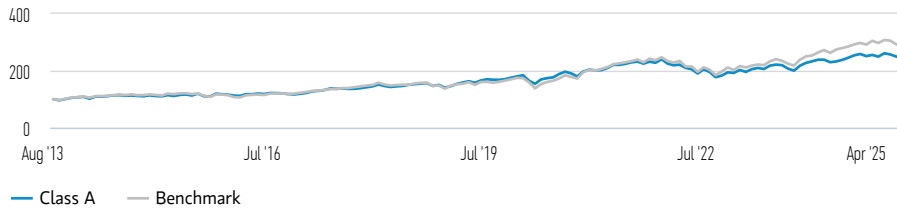
Investment Team	JOINED FIRM	YEARS OF INDUSTRY EXPERIENCE
William Lock, Head of International Equity Team	1994	33
Bruno Paulson, Managing Director	2009	31
Nic Sochovsky, Managing Director	2015	27
Marcus Watson, Managing Director	2008	17
Alex Gabriele, Managing Director	2012	16
Richard Perrott, Managing Director	2015	19
Isabelle Mast, Executive Director	2021	20
Anton Kryachok, Executive Director	2021	15
Marte Borhaug, Head of ESG	2021	15

Team members may be subject to change at any time without notice. The investment team currently has 15 members; information on additional team members can be found on www.ms.com.

Class A Shares % of net fees (ex EC) vs. Index in USD

Performance of 100 USD Invested Since Inception (Cash Value)

Past performance is not a reliable indicator of future results.

Investment Performance % of net fees (ex EC) in USD[†]

	Cumulative (%)				Annualised (% p.a.)				
	1 M	3 M	YTD	1 YR	3 YR	5 YR	10 YR	INCEPTION	
Class A	-1.28	-5.71	-1.15	7.22	5.46	7.77	7.90	7.99	
Benchmark	0.89	-4.30	-0.92	12.16	11.06	13.95	9.34	9.63	

12 Month Performance Periods to Latest Month End (%)

	APR'24	APR'23	APR'22	APR'21	APR'20	APR'19	APR'18	APR'17	APR'16	APR'15
	-APR'25	-APR'24	-APR'23	-APR'22	-APR'21	-APR'20	-APR'19	-APR'18	-APR'17	-APR'16
Class A (ex EC)	7.22	9.59	-0.19	-4.85	30.29	3.90	12.43	9.84	12.38	2.08
Class A (in EC)	--	--	--	--	--	--	--	--	--	-3.79
Benchmark	12.16	18.39	3.18	-3.52	45.33	-4.00	6.48	13.22	14.65	-4.17

All performance data is calculated NAV to NAV. The sources for all performance and index data is Morgan Stanley Investment Management (MSIM Ltd).

% Net of fees figure shown assumes reinvestment of all distributions and deduction of fund level costs (which include: the deduction of the Management, trustee/custodian and administration charges) plus the deduction of the maximum entry charge applicable at investor level that may be taken out of your subscription money before it is invested.

Please see the Fund's current prospectus and the share class' Key Investor Information Document for complete details on fees and sales charges.

[†] Example: If an investor wishes to purchase USD 100 worth of shares, the maximum entry charge of 5.75% would be applied. Therefore, the investor has to expend USD 106.10 in total at subscription to obtain USD 100 worth of shares.

Excluding Entry Charge (ex EC) figure shown assumes reinvestment of all distributions and deduction of fund level costs, but does not reflect the deduction of any entry charge applicable at investor level.

Including Entry Charge (in EC) figure assumes reinvestment of all distributions and deduction of fund level costs, plus the deduction of any entry charge applicable at investor level.

The value of the investments and the income from them can go down as well as up and an investor may not get back the amount invested.

INTERNATIONAL EQUITY TEAM

Share Class	CLASS A
Currency	U.S. dollars
ISIN	LU0955010870
Bloomberg	MORGLQA LX
Inception date	01 August 2013
Net asset value	\$ 61.63

Fund Facts	
Launch date	01 August 2013
Base currency	U.S. dollars
Benchmark	MSCI World Net Index
Total net assets	\$ 24+ billion
Structure	Luxembourg SICAV
SFDR	Article 8
Classification ^A	

Charges (%)	CLASS A
Max Entry Charge	5.75
Ongoing Charges	1.84
Management Fee	1.60

Entry Charge is a maximum possible figure. In some cases you might pay less, you can find this out from your financial adviser. Ongoing Charges reflect the payments and expenses incurred during the fund's operation and are deducted from the assets of the fund over the period. It includes fees paid for investment management (Management Fee), custodian, and administration charges. For more information please see the Charges and Expenses section of the prospectus.

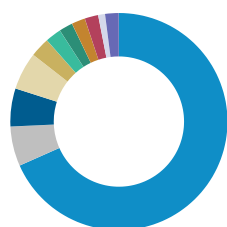
The fees provided are only attributable to the Morgan Stanley Investment Funds (SICAV) and do not include any additional fees which may be incurred if packaged in a product.

Subscriptions (USD)	CLASS A
Minimum initial investment	0
Minimum subsequent Investment	0

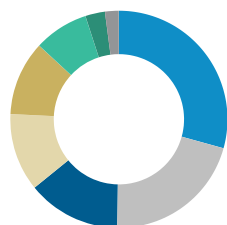
Statistics (3 Year Annualised)	CLASS A	INDEX
Excess Return (%)	-5.61	--
Alpha (%)	-4.68	--
Beta	0.86	1.00
Information ratio	-1.01	--
R squared	0.88	1.00
Tracking error (%)	5.56	--
Volatility (Standard deviation) (%)	14.54	15.86
Down-capture ratio (%)	95.73	100.00
Up-capture ratio (%)	76.50	100.00

Characteristics	FUND	INDEX
Active share (%)	85.52	--
Number of holdings	44	1,352
Price/free cash flow (NTM)	24.61	23.18
Price/earnings (NTM) ^{††}	23.59	18.22
Dividend Yield (%)	1.28	1.81

^{††} NTM = Next Twelve Months.

Top Countries (% of Total Net Assets)¹

	FUND	INDEX
United States	68.39	71.04
Germany	5.91	2.67
United Kingdom	5.67	3.84
France	5.61	2.94
Japan	2.93	5.65
Taiwan	2.38	--
Netherlands	2.05	1.13
Spain	2.02	0.82
Canada	2.01	3.20
Other	1.02	8.70
Cash	2.05	--

Sector Allocation (% of Total Net Assets)^{1,2}

	FUND	INDEX
Information Technology	29.32	23.86
Financials	21.00	17.25
Health Care	13.88	10.82
Consumer Staples	11.61	6.64
Industrials	11.11	11.25
Consumer Discretionary	8.14	10.22
Communication Services	2.94	8.00
Energy	--	3.64
Materials	--	3.39
Real Estate	--	2.17
Utilities	--	2.76
Cash	2.05	--

Top Holdings (% of Total Net Assets)³

	FUND	INDEX
SAP SE	5.91	0.44
Microsoft Corp	5.51	4.07
Visa Inc	5.24	0.87
L'Oréal S.A.	4.06	0.15
Thermo Fisher Scientific Inc	3.58	0.24
Aon plc	3.28	0.10
Procter & Gamble	3.27	0.56
Booking Holdings Inc	3.05	0.25
Alphabet Inc	2.94	2.52
Keyence Corp	2.93	0.12
Total	39.77	--

¹ This Fund is classified as an Article 8 product under the Sustainable Finance Disclosure Regulation. Article 8 products are those which promote environmental or social characteristics and which integrate sustainability into the investment process in a binding manner.

² May not sum to 100% due to the exclusion of other assets and liabilities.

³ For additional information regarding sector classification/definitions please visit

www.msci.com/gics and the glossary at www.morganstanley.com/im.

⁴ These securities and percentage allocations are only for illustrative purposes and do not constitute, and should not be construed as, investment advice or recommendations with respect to the securities or investments mentioned.

Applications for shares in the Sub-Fund should not be made without first consulting the current Prospectus and the Key Information Document ("KID") or Key Investor Information Document ("KIID"), which are available in English and in the language of countries authorized for fund distribution and is available online at Morgan Stanley Investment Funds Webpages or free of charge from the Registered Office at European Bank and Business Centre, 6B route de Trèves, L-2633 Senningerberg, R.C.S. Luxembourg B 29 192.

The summary of investor rights is available in the aforementioned languages and website location under the General Literature section.

Information in relation to sustainability aspects of the Fund is available in English online at: Sustainable Finance Disclosure Regulation.

If the management company of the relevant Fund decides to terminate its arrangement for marketing that Fund in any EEA country where it is registered for sale, it will do so in accordance with the UCITS rules.

IMPORTANT INFORMATION

This material has been prepared solely for informational purposes and does not constitute an offer or a recommendation to buy or sell any particular security or to adopt any specific investment strategy. Investors should be aware that a diversified strategy does not protect against a loss in a particular market.

All investments involve risks, including the possible loss of principal. The material contained herein has not been based on a consideration of any individual client circumstances and is not investment advice, nor should it be construed in any way as tax, accounting, legal or regulatory advice. To that end, investors should seek independent legal and financial advice, including advice as to tax consequences, before making any investment decision.

The use of leverage increases risks, such that a relatively small movement in the value of an investment may result in a disproportionately large movement, unfavourable as well as favourable, in the value of that investment and, in turn, the value of the Fund.

Investment in the Fund concerns the acquisition of units or shares in a fund, and not in a given underlying asset such as building or shares of a company, as these are only the underlying assets owned.

Morgan Stanley Investment Management 'MSIM', the asset management division of Morgan Stanley (NYSE: MS), has not authorised financial intermediaries to use and to distribute this material, unless such use and distribution is made in accordance with applicable law and regulation. MSIM shall not be liable for, and accepts no liability for, the use or misuse of this material by any such financial intermediary.

Share Class A Risk and Reward Profile

- The fund may be impacted by movements in the exchange rates between the fund's currency and the currencies of the fund's investments.
- The fund relies on other parties to fulfill certain services, investments or transactions. If these parties become insolvent, it may expose the fund to financial loss.
- Sustainability factors can pose risks to investments, for example: impact asset values, increased operational costs.
- There may be an insufficient number of buyers or sellers which may affect the funds ability to buy or sell securities.
- Investment in China A-Shares via Shanghai-Hong Kong and Shenzhen-Hong Kong Stock Connect programs may also entail additional risks, such as risks linked to the ownership of shares.
- Past performance is not a reliable indicator of future results. Returns may increase or decrease as a result of currency fluctuations. The value of investments and the income from them can go down as well as up and investors may lose all or a substantial portion of his or her investment.
- The value of the investments and the income from them will vary and there can be no assurance that the Fund will achieve its investment objectives.
- Investments may be in a variety of currencies and therefore changes in rates of exchange between currencies may cause the value of investments to decrease or increase. Furthermore, the value of investments may be adversely affected by fluctuations in exchange rates between the investor's reference currency and the base currency of the investments.

Additional A Share Classes

	CURRENCY	LAUNCH	ISIN	BLOOMBERG
AH (CHF)	CHF	19.02.2014	LU1033666667	MORGAHC LX
AH (EUR)	EUR	01.08.2013	LU0955011506	MORGQAHLX
AH (SGD)	SGD	11.11.2013	LU0982290511	MSGQAHS LX
AX	USD	17.09.2013	LU0955011415	MSGBQAX LX

Please refer to the Prospectus for full risk disclosures, available at www.morganstanleyinvestmentfunds.com. All data as of 30.04.2025 and subject to change daily.

The whole or any part of this material may not be directly or indirectly reproduced, copied, modified, used to create a derivative work, performed, displayed, published, posted, licensed, framed, distributed or transmitted or any of its contents disclosed to third parties without the Firm's express written consent. This material may not be linked to unless such hyperlink is for personal and non-commercial use. All information contained herein is proprietary and is protected under copyright and other applicable law.

This material may be translated into other languages. Where such a translation is made, this English version remains definitive; any discrepancies with another language, the English version prevails.

This material has been prepared on the basis of publicly available information, internally developed data and other third-party sources believed to be reliable. However, no assurances are provided regarding the reliability of such information and MSIM, the Firm has not sought to independently verify information taken from public and third-party sources.

Charts and graphs provided herein are for illustrative purposes only and subject to change.

DEFINITIONS

Active Share is a measure of the percentage of stock holdings in a managers portfolio that differ from the benchmark index (based on holdings and weight of holdings). Active Share scores range from 0%-100%. A score of 100% means you are completely different from the benchmark. Active Share calculation may consolidate holdings with the same economic exposure. **Alpha** (Jensen's) is a risk-adjusted performance measure that represents the average return on a portfolio or investment above or below that predicted by the capital asset pricing model (CAPM) given the portfolio's or investment's beta and the average market return. Prior to 6/30/2018 Alpha was calculated as the excess return of the fund versus benchmark. **Beta** is a measure of the relative volatility of a fund to the market's upward or downward movements. A beta greater than 1.0 identifies an issue or fund that will move more than the market, while a beta less than 1.0 identifies an issue or fund that will move less than the market. The Beta of the Market is always equal to 1. **Bloomberg** stands for Bloomberg Global Identifier (BBGID). This is a unique 12 digit alphanumeric code designed to enable the identification of securities, on a Bloomberg Terminal. The Bloomberg Terminal, a system provided by Bloomberg L.P., enables analysts to access and analyse real-time financial market data. Each Bloomberg code starts with the same BBG prefix, followed by nine further characters that are listed for each share class of the Sub-Fund. **Cash & Equivalents** are defined as the value of assets that can be converted into cash immediately. These include commercial paper, open FX transactions, Treasury bills and

other short-term instruments. Such instruments are considered cash equivalents because they are deemed liquid and not subject to significant risk of changes in values. **Dividend yield** is the ratio between how much a company pays out in dividends each year relative to its share price. **Excess Return** or value added (positive or negative) is the portfolio's return relative to the return of the benchmark. **Free cash flow yield (Next 12 months)** is a financial ratio that measures a company's operating free cash flow minus its capital expenditures per share and dividing by its price per share. Free cash flow yield ratio is calculated by using the underlying securities of the fund. **Information ratio** is the portfolio's alpha or excess return per unit of risk, as measured by tracking error, versus the portfolio's benchmark. **ISIN** is the international securities identification number (ISIN), a 12 digit code consisting of numbers and letters that distinctly identifies securities. **NAV** is the Net Asset Value per share of the Sub-Fund (NAV), which represents the value of the assets of a fund less its liabilities. **Number of holdings** provided are a typical range, not a maximum number. The portfolio may exceed this from time to time due to market conditions and outstanding trades. **Price/earnings (NTM)** This forward P/E ratio estimates a company's likely earnings per share for the next 12 months. **R squared** measures how well an investment's returns correlate to an index. An R squared of 1.00 means the portfolio performance is 100% correlated to the index's, whereas a low R-squared means that the portfolio performance is less correlated to the index's. **Tracking error** is the standard deviation of the difference between the returns of an investment and its benchmark. **Upside/downside market capture** measures annualized performance in up/down markets relative to the market benchmark. **Volatility (Standard deviation)** measures how widely individual performance returns, within a performance series, are dispersed from the average or mean value.

INDEX INFORMATION

The **MSCI World Net Index** is a free float adjusted market capitalization weighted index that is designed to measure the global equity market performance of developed markets. The term "free float" represents the portion of shares outstanding that are deemed to be available for purchase in the public equity markets by investors. The performance of the Index is listed in U.S. dollars and assumes reinvestment of net dividends.

The index is unmanaged and does not include any expenses, fees or sales charges. It is not possible to invest directly in an index.

Any index referred to herein is the intellectual property (including registered trademarks) of the applicable licensor. Any product based on an index is in no way sponsored, endorsed, sold or promoted by the applicable licensor and it shall not have any liability with respect thereto. The Sub-Fund is actively managed, and the management of the fund is not constrained by the composition of the Benchmark.

DISTRIBUTION

This material is only intended for and will be only distributed to persons resident in jurisdictions where such distribution or availability would not be contrary to local laws or regulations. It is the responsibility of any person in possession of this material and any persons wishing to make an application for Shares in pursuant to the Prospectus to inform themselves and observe all applicable laws and regulations of any relevant jurisdictions.

MSIM and its affiliates have arrangements in place to market each other's products and services. Each MSIM affiliate is regulated as appropriate in the jurisdiction it operates. MSIM's affiliates are: Eaton Vance Advisers International Ltd, Calvert Research and Management, Eaton Vance Management, Parametric Portfolio Associates LLC, Atlanta Capital Management LLC and FundLogic Alternatives plc.

In the EU, this material is issued by MSIM Fund Management (Ireland) Limited (FMIL). FMIL is regulated by the Central Bank of Ireland and is incorporated in Ireland as a private company limited by shares with company registration number 616661 and has its registered address at 24-26 City Quay, Dublin 2, D02 NY19, Ireland.

Outside the EU, this material is issued by MSIM Ltd is authorized and regulated by the Financial Conduct Authority. Registered in England. Registered No. 1981121. Registered Office: 25 Cabot Square, Canary Wharf, London E14 4QA.

Switzerland: MSIM materials are available in German and are issued by Morgan Stanley & Co. International plc, London (Zurich Branch) Authorised and regulated by the Eidgenössische Finanzmarktaufsicht ("FINMA"). Registered Office: Beethovenstrasse 33, 8002 Zurich, Switzerland.

Saudi Arabia: This document may not be distributed in the Kingdom except to such persons as are permitted under the Investment Funds Regulations issued by the Capital Market Authority. The Capital Market Authority does not make any representation as to the accuracy or completeness of this document, and expressly disclaims any liability whatsoever for any loss arising from, or incurred in reliance upon, any part of this document. Prospective subscribers of the securities offered hereby should conduct their own due diligence on the accuracy of the information relating to the securities to be offered. If you do not understand the contents of this document, you should consult an authorised financial adviser.

This financial promotion was issued and approved for use in Saudi Arabia by Morgan Stanley Saudi Arabia, Al Rashid Tower, Kings Sand Street, Riyadh, Saudi Arabia, authorized and regulated by the Capital Market Authority license number 06044-37.

Hong Kong: This material is disseminated by Morgan Stanley Asia Limited for use in Hong Kong and shall only be made available to "professional investors" as defined under the Securities and Futures Ordinance of Hong Kong (Cap 571). The contents of this material have not been reviewed nor approved by any regulatory authority including the Securities and Futures Commission in Hong Kong. Accordingly, save where an exemption is available under the relevant law, this material shall not be issued, circulated, distributed, directed at, or made available to, the public in Hong Kong.

Singapore: This material should not be considered to be the subject of an invitation for subscription or purchase, whether directly or indirectly, to the public or any member of the public in Singapore other than (i) to an institutional investor under section 304 of the Securities and Futures Act, Chapter 289 of Singapore ("SFA"); or (ii) otherwise pursuant to, and in accordance with the conditions of, any other applicable provision of the SFA. In

particular, for investment funds that are not authorized or recognized by the MAS, units in such funds are not allowed to be offered to the retail public; any written material issued to persons as aforementioned in connection with an offer is not a prospectus as defined in the SFA and, accordingly, statutory liability under the SFA in relation to the content of prospectuses does not apply, and investors should consider carefully whether the investment is suitable for them. In cases where you are dealing with a representative of Morgan Stanley Asia Limited, and where such representative is acting on behalf of Morgan Stanley Asia Limited, please note that such representative is not subject to regulatory requirements issued by the Monetary Authority of Singapore nor is under the supervision of the Monetary Authority of Singapore. For any issues which may arise in your dealing with such representative, please approach the Singapore-based contact person who has been established as your local contact person.

Australia: This material is provided by Morgan Stanley Investment Management (Australia) Pty Ltd ABN 22122040037, AFSL No. 314182 and its affiliates and does not constitute an offer of interests. Morgan Stanley Investment Management (Australia) Pty Limited arranges for MSIM affiliates to provide financial services to Australian wholesale clients. Interests will only be offered in circumstances under which no disclosure is required under the Corporations Act 2001 (Cth) (the "Corporations Act"). Any offer of interests will not purport to be an offer of interests in circumstances under which disclosure is required under the Corporations Act and will only be made to persons who qualify as a "wholesale client" (as defined in the Corporations Act). This material will not be lodged with the Australian Securities and Investments Commission.

Chile: Potential investors are advised that this document refers to foreign securities that may be registered in the Foreign Securities Register ("FSR") from the Commission for Financial Markets (Comisión para el Mercado Financiero or "CMF") (the "Registered Securities") or that may not be registered in the FSR (the "Non-Registered Securities").

For Registered Securities, please be advised: The securities being offered are foreign. Shareholder rights and obligations are those of the issuer's home jurisdiction. Shareholders and potential investors should inform themselves on what those rights and obligations are and how to exercise them. CMF supervision of the securities is limited to information requirements in Rule 352, overall supervision is conducted by the foreign regulator in the issuer's home jurisdiction. Public information available for the securities is exclusively that required by the foreign regulator and accounting principles and auditing rules might differ to those applicable to Chilean issuers. The provisions on Article 196 of Law 18.045 are applicable to all parties involved in the registration, deposit, transaction and other acts associated with the foreign securities ruled by Title XXIV of Law 18.045.

For Non-Registered Securities, please be advised: THE SECURITIES INCLUDED IN THIS DOCUMENT ARE NOT REGISTERED IN THE FSR AND OFFERS REGARDING SUCH SECURITIES WILL BE CONDUCTED SUBJECT TO GENERAL RULE N°336 OF THE CMF, BEGINNING AT THE DATE OF THIS DOCUMENT. THESE ARE FOREIGN SECURITIES AND THEIR ISSUER IS UNDER NO OBLIGATION TO PROVIDE PUBLIC DOCUMENTS IN CHILE. THE SECURITIES ARE NOT SUBJECT TO THE SUPERVISION OF THE CMF AND CANNOT BE PUBLICLY OFFERED. THEREFORE, THIS DOCUMENT AND OTHER OFFERING MATERIALS RELATING TO THE OFFER OF THE INTERESTS IN THE FUND DO NOT CONSTITUTE A PUBLIC OFFER OF, OR AN INVITATION TO SUBSCRIBE FOR OR PURCHASE, THE FUND INTERESTS IN THE REPUBLIC OF CHILE.

Please contact your local Distributor or the person who provided this document for information on the registration status of specific securities.

Peru: The Fund is a sub Fund of the Morgan Stanley Investment Funds, a Luxembourg domiciled Société d'Investissement à Capital Variable (the "Company") is registered in the Grand Duchy of Luxembourg as an undertaking for collective investment pursuant to Part 1 of the Law of 17th December 2010, as amended. The Company is an Undertaking for Collective Investment in Transferable Securities ("UCITS"). If the Fund and the interests in the Fund have been registered in Peru under *Decreto Legislativo 862: Ley de Fondos de Inversión y sus Sociedades Administradoras* as amended; under *Decreto Legislativo 861: Ley del Mercado de Valores* (the "Securities Market Law") as amended, and under the *Reglamento del Mercado de Inversionistas Institucionales* approved by *Resolución SMV N°021-2013-SMV/01* as amended by the *Resolución de Superintendente N°126-2020-SMV/02* (the "*Reglamento 1*") and *Resolución de Superintendente N°035-2021-SMV/02* (the "*Reglamento 2*"), and are being offered to institutional investors only (as defined in article 8 of the Securities Market Law) under the special public offering directed exclusively to the institutional investors under the *Reglamento 1 and Reglamento 2*, then the interests in the Fund will be registered in the Section "*Del Mercado de Inversionistas Institucionales*" of the Securities Market Public Registry (*Registro Público del Mercado de Valores*) maintained by the *Superintendencia del Mercado de Valores (SMV)*, and the offering of the Fund interests in Peru only to institutional investors will be subject to the supervision of the SMV, as well as any transfers of the Fund interests shall be subject to the limitations contained in the Securities Market Law and the regulations issued thereunder mentioned before, under which the Fund interests may only be transferred between institutional investors under Article 27 of the *Reglamento 1 and Reglamento 2*. If neither the Fund nor the interests in the Fund have been and will not be registered in Peru under *Decreto Legislativo 862* and under *Decreto Legislativo 861 referenced above*, nor they will be subject to a public offering directed to institutional investors under the *Reglamento 1*, and will be offered to institutional investors only (as defined in article 8 of the Securities Market Law) pursuant to a private placement, according to article 5 of the Securities Market Law, the interests in the Fund will not be registered in the Securities Market Public Registry maintained by the *SMV*, and the offering of the Fund interests in Peru to institutional investors nor the Fund will be subject to the supervision of the SMV, and any transfers of the Fund interests shall be subject to the limitations contained in the Securities Market Law and the regulations issued thereunder mentioned before, under which the Fund interests may only be transferred between institutional investors.