

Morgan Stanley Investment Funds

Global Infrastructure Fund - Z Shares (Accumulation Share Class)

Investment Objective

Long term growth of your investment.

Investment Approach

We apply a well-defined, value-oriented, bottom-up driven investment process that focuses on investing in equity securities of publicly listed infrastructure companies we believe offer the best value relative to their underlying infrastructure value and net asset value growth prospects, irrespective of short-term market trends.

Investment Team

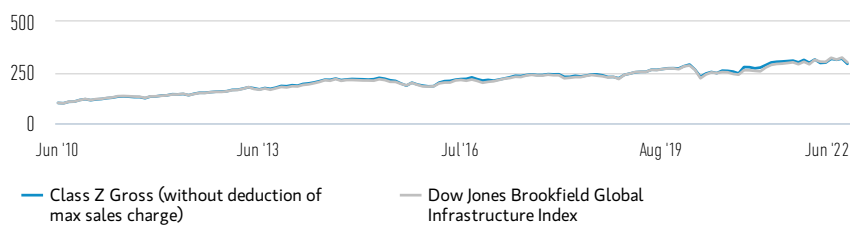
	JOINED FIRM	YEARS OF INVESTMENT EXPERIENCE
Matthew King, Managing Director	2008	22

Team members may be subject to change at any time without notice.

Class Z Shares (% net of fees) vs. Index in USD

Performance of 100 USD Invested Since Inception (Cash Value)

Past performance is not a reliable indicator of future results.



Investment Performance (% net of fees) in USD[†]

	Cumulative (%)				Annualised (% p.a.)			
	1 M	3 M	YTD	1 YR	3 YR	5 YR	10 YR	INCEPTION
Class Z Gross (without deduction of max sales charge) ¹	-8.05	-7.75	-6.83	-3.79	3.52	4.69	7.25	9.31
Class Z Net (with the deduction of max sales charge) ²	-8.97	-8.68	-7.77	-4.75	3.18	4.48	7.14	9.22
Dow Jones Brookfield Global Infrastructure Index	-7.41	-7.11	-4.14	2.07	4.45	5.64	7.58	9.52

Calendar Year Returns (%)

	2021	2020	2019	2018	2017	2016	2015	2014	2013	2012
Class Z Gross (without deduction of max sales charge) ¹	13.75	-1.86	27.06	-8.02	12.71	15.23	-14.61	15.84	18.76	15.71
Dow Jones Brookfield Global Infrastructure Index	19.87	-6.97	28.69	-7.87	15.79	12.52	-14.40	16.34	15.89	16.01

All performance data is calculated NAV to NAV. The sources for all performance and Index data is Morgan Stanley Investment Management.

¹ Figure shown assumes reinvestment of all distributions and deduction of fund level costs, but does not reflect the deduction of any sales charge applicable at investor level.

² Figure shown assumes reinvestment of all distributions and deduction of fund level costs, and includes the deduction of the maximum sales charge applicable at investor level that may be taken out of your money before it is invested.

Please see the Fund's current prospectus and the share class' Key Investor Information Document for complete details on fees and sales charges.

[†] Example: An investor wishes to purchase shares of USD 100. At the maximum sales charge of 5.75% the investor has to expend USD 106.10. The sales charge is only incurred upon subscription.

The value of the investments and the income from them can go down as well as up and an investor may not get back the amount invested.



MORNINGSTAR OVERALL RATING*

EAA FUND SECTOR EQUITY INFRASTRUCTURE

CLASS Z SHARES

Out of 321 Funds. Based on Risk Adjusted Return. Class Z Shares: 3yr. rating 3 Stars; 5yr. rating 4 Stars; 10yr. rating 5 Stars.

Share Class

	CLASS Z
Currency	U.S. dollars
ISIN	LU0384383872
Bloomberg	MSGIEQZ LX
Inception date	14 June 2010
Net asset value	\$ 73.06

Fund Facts

Launch date	14 June 2010
Base currency	U.S. dollars
Index	Dow Jones Brookfield Global Infrastructure Index
Total net assets	\$ 1.5 billion
Structure	Luxembourg SICAV

Charges (%)

	CLASS Z
Max Entry Charge	1.00
Ongoing Charges	0.96
Management Fee	0.85

Entry Charge is a maximum possible figure. In some cases you might pay less, you can find this out from your financial adviser. Ongoing Charges reflect the payments and expenses incurred during the fund's operation and are deducted from the assets of the fund over the period. It includes fees paid for investment management (Management Fee), trustee/custodian, and administration charges. For more information please see the Charges and Expenses section of the prospectus.

Subscriptions (USD)

	CLASS Z
Minimum initial investment	0
Minimum subsequent Investment	0

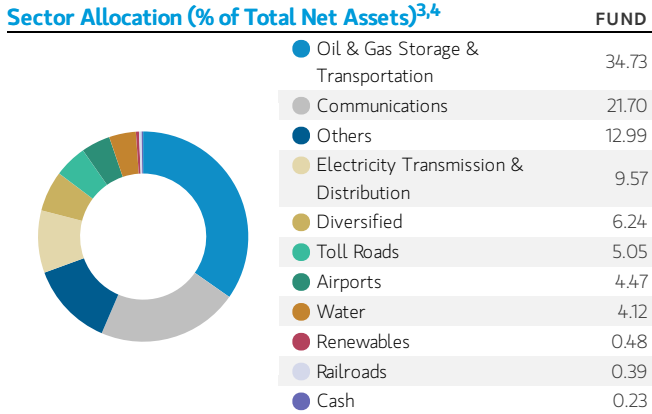
Statistics

(3 Year Annualised)	CLASS Z	INDEX
Excess Return (%)	-0.92	--
Alpha (%)	-0.67	--
Beta	0.93	1.00
Information ratio	-0.18	--
R squared	0.91	1.00
Sharpe ratio	0.18	0.23
Tracking error (%)	5.08	--
Volatility (Standard deviation) (%)	16.59	16.95

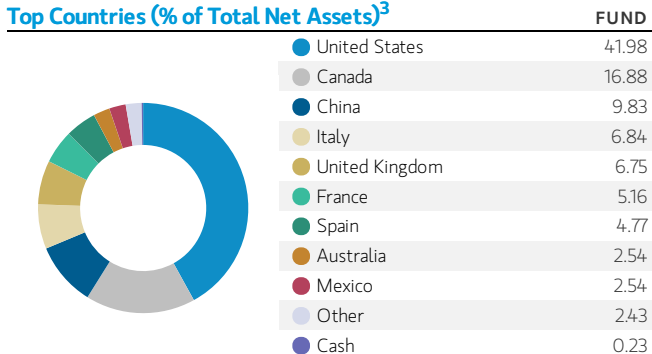
Characteristics

	FUND
Active share (%)	37.38
Number of holdings	49
Weighted average market capitalization (\$B)	37.17
Weighted median market capitalization (\$B)	26.30

Sector Allocation (% of Total Net Assets)^{3,4}



Top Countries (% of Total Net Assets)³



Top Holdings (% of Total Net Assets)⁵

	FUND
China Gas Holdings Ltd	9.83
American Tower Corp	8.79
Crown Castle International Corp	4.56
GFL Environmental Inc	4.36
Infrastrutture Wireless Italiane SPA	4.32
National Grid Plc	3.98
TC Energy Corp	3.83
Enbridge Inc	3.59
Sempra Energy	3.57
VINCI	3.55
Total	50.38

³ May not sum to 100% due to the exclusion of other assets and liabilities.
⁴ For additional information regarding sector classification/definitions please visit www.msci.com/gics and the glossary at www.morganstanley.com/im.
⁵ These securities and percentage allocations are only for illustrative purposes and do not constitute, and should not be construed as, investment advice or recommendations with respect to the securities or investments mentioned.

Please refer to the Prospectus for full risk disclosures, available at www.morganstanleyinvestmentfunds.com. All data as of 30.06.2022 and subject to change daily.

Share Class Z Risk and Reward Profile



Potentially Lower Rewards Potentially Higher Rewards

- The risk and reward category shown is based on historic data.
- Historic figures are only a guide and may not be a reliable indicator of what may happen in the future.
 - As such this category may change in the future.
 - The higher the category, the greater the potential reward, but also the greater the risk of losing the investment. Category 1 does not indicate a risk free investment.
 - The fund is in this category because it invests in the infrastructure industry and the fund's simulated and/or realised return has experienced high rises and falls historically.
 - The fund may be impacted by movements in the exchange rates between the fund's currency and the currencies of the fund's investments.
- This rating does not take into account other risk factors which should be considered before investing, these include:
- There are additional risks associated with investing in infrastructure.
 - The fund relies on other parties to fulfill certain services, investments or transactions. If these parties become insolvent, it may expose the fund to financial loss.
 - Sustainability factors can pose risks to investments, for example: impact asset values, increased operational costs.
 - There may be an insufficient number of buyers or sellers which may affect the funds ability to buy or sell securities.
 - There are increased risks of investing in emerging markets as political, legal and operational systems may be less developed than in developed markets.
 - Past performance is not a reliable indicator of future results. Returns may increase or decrease as a result of currency fluctuations. The value of investments and the income from them can go down as well as up and investors may lose all or a substantial portion of his or her investment.
 - The value of the investments and the income from them will vary and there can be no assurance that the Fund will achieve its investment objectives.
 - Investments may be in a variety of currencies and therefore changes in rates of exchange between currencies may cause the value of investments to decrease or increase. Furthermore, the value of investments may be adversely affected by fluctuations in exchange rates between the investor's reference currency and the base currency of the investments.

Additional Z Share Classes

	CURRENCY	LAUNCH	ISIN	BLOOMBERG
ZH (EUR)	EUR	19.01.2011	LU0512093039	MSGIFZH LX
ZX	USD	17.12.2014	LU0947203542	MSGIUZX LX

Applications for shares in the Fund should not be made without first consulting the current Prospectus and the Key Investor Information Document ("KIID"), which are available in English and in the official language of your local jurisdiction at morganstanleyinvestmentfunds.com or free of charge from the Registered Office of Morgan Stanley Investment Funds, European Bank and Business Centre, 6B route de Trèves, L-2633 Senningerberg, R.C.S. Luxembourg B 29 192. A summary of investor rights is available in English at the same website.

Information in relation to sustainability aspects of the Fund and the summary of investor rights is available at the aforementioned website.

If the management company of the relevant Fund decides to terminate its arrangement for marketing that Fund in any EEA country where it is registered for sale, it will do so in accordance with the relevant UCITS rules.

DEFINITIONS

Active Share is a measure of the percentage of stock holdings in a

managers portfolio that differ from the benchmark index (based on holdings and weight of holdings). Active Share scores range from 0%-100%. A score of 100% means you are completely different from the benchmark. Active Share calculation may consolidate holdings with the same economic exposure. **Alpha** (Jensen's) is a risk-adjusted performance measure that represents the average return on a portfolio or investment above or below that predicted by the capital asset pricing model (CAPM) given the portfolio's or investment's beta and the average market return. Prior to 6/30/2018 Alpha was calculated as the excess return of the fund versus benchmark. **Beta** is a measure of the relative volatility of a fund to the market's upward or downward movements. A beta greater than 1.0 identifies an issue or fund that will move more than the market, while a beta less than 1.0 identifies an issue or fund that will move less than the market. The Beta of the Market is always equal to 1. **Bloomberg** stands for 'Bloomberg Global Identifier (BBGID)'. This is a unique 12 digit alphanumerical code designed to enable the identification of securities, such as the Morgan Stanley Investment Funds sub-funds at share class

level, on a Bloomberg Terminal. The Bloomberg Terminal, a system provided by Bloomberg L.P., enables analysts to access and analyse real-time financial market data. Each Bloomberg code starts with the same BBG prefix, followed by nine further characters that we list here in this guide for each share class of each fund. **Cash & Equivalents** are defined as the value of assets that can be converted into cash immediately. These include commercial paper, open FX transactions, Treasury bills and other short-term instruments. Such instruments are considered cash equivalents because they are deemed liquid and not subject to significant risk of changes in values. **Excess Return** or value added (positive or negative) is the portfolio's return relative to the return of the benchmark. **Information ratio** is the portfolio's alpha or excess return per unit of risk, as measured by tracking error, versus the portfolio's benchmark. **ISIN** is the international securities identification number (ISIN), a 12 digit code consisting of numbers and letters that distinctly identifies securities. **NAV** is the Net Asset Value per share of the Fund (NAV), which represents the value of the assets of a fund less its liabilities. **Number of holdings** provided are a typical range, not a maximum number. The portfolio may exceed this from time to time due to market conditions and outstanding trades. **R squared** measures how well an investment's returns correlate to an index. An R squared of 1.00 means the portfolio performance is 100% correlated to the index's, whereas a low R squared means that the portfolio performance is less correlated to the index's. **Sharpe ratio** is a risk-adjusted measure calculated as the ratio of excess return to standard deviation. The Sharpe ratio determines reward per unit of risk. The higher the Sharpe ratio, the better the historical risk-adjusted performance. **Tracking error** is the standard deviation of the difference between the returns of an investment and its benchmark. **Volatility (Standard deviation)** measures how widely individual performance returns, within a performance series, are dispersed from the average or mean value. **Weighted average market capitalization** is an average of the market capitalization of stocks comprising a portfolio or index, adjusted by each stock's weight in the portfolio or index. **Weighted median market capitalization** is the point at which half of the market value of a portfolio or index is invested in stocks with a greater market cap, while the other half of the market value is invested in stocks with a lower market cap.

INDEX INFORMATION

The **Dow Jones Brookfield Global Infrastructure Index** is a float-adjusted market capitalization weighted index that measures the stock performance of companies that exhibit strong infrastructure characteristics. The Index intends to measure all sectors of the infrastructure market.

DISTRIBUTION

This material is only intended for and will be only distributed to persons resident in jurisdictions where such distribution or availability would not be contrary to local laws or regulations. It is the responsibility of any person in possession of this material and any persons wishing to make an application for Shares in pursuant to the Prospectus to inform themselves and observe all applicable laws and regulations of any relevant jurisdictions.

Ireland: MSIM Fund Management (Ireland) Limited. ("FMIL") Registered Office: The Observatory, 7-11 Sir John Rogerson's Quay, Dublin 2, D02 VC42, Ireland. Registered in Ireland as a private company limited by shares under company number 616661. MSIM FMIL is regulated by the Central Bank of Ireland. **United Kingdom:** Morgan Stanley Investment Management Limited (MSIM Ltd) is authorised and regulated by the Financial Conduct Authority. Registered in England. Registered No. 1981121. Registered Office: 25 Cabot Square, Canary Wharf, London E14 4QA. **Dubai:** Morgan Stanley Investment Management Limited (Representative Office, Unit Precinct 3-7th Floor-Unit 701 and 702, Level 7, Gate Precinct Building 3, Dubai International Financial Centre, Dubai, 506501, United Arab Emirates. Telephone: +97 (0)14 709 7158). **Germany:** MSIM FMIL Frankfurt Branch, Grosse Gallusstrasse 18, 60312 Frankfurt am Main, Germany (Gattung: Zweigniederlassung (FDI) gem. § 53b KWG). **Italy:** MSIM FMIL, Milan Branch (Sede Secondaria di Milano) is a branch of MSIM Fund Management (Ireland) Limited, a company registered in Ireland, regulated by the Central Bank of Ireland and whose registered office is at The Observatory, 7-11 Sir John Rogerson's Quay, Dublin 2, D02 VC42, Ireland. MSIM FMIL Milan Branch (Sede Secondaria di Milano) with seat in Palazzo Serbelloni Corso Venezia, 16 20121 Milano, Italy, is registered in Italy with company number and VAT number 11488280964. **The Netherlands:** MSIM FMIL, Rembrandt Tower, 11th Floor Amstelplein 1 1096HA, Netherlands. Telephone: 31 2-0462-1300. Morgan Stanley Investment Management is a branch office of MSIM FMIL. MSIM FMIL is regulated by the Central Bank of Ireland. **France:** MSIM FMIL, Paris Branch is a branch of MSIM FMIL, a company registered in Ireland, regulated by the Central Bank of Ireland and whose registered office is at The Observatory, 7-11 Sir John Rogerson's Quay, Dublin 2, D02 VC42, Ireland. MSIM FMIL Paris Branch with seat at 61 rue de Monceau 75008 Paris, France, is registered in France with company number 890 071 863 RCS. **Spain:** MSIM FMIL, Sucursal en España is a branch of MSIM FMIL, a company registered in Ireland, regulated by the Central Bank of Ireland and whose registered office is at The Observatory, 7-11 Sir John Rogerson's Quay, Dublin 2, D02 VC42, Ireland. MSIM FMIL,

Sucursal en España with seat in Calle Serrano 55, 28006, Madrid, Spain, is registered in Spain with tax identification number W0058820B.

Switzerland: Morgan Stanley & Co. International plc, London, Zurich Branch Authorised and regulated by the Eidgenössische Finanzmarktaufsicht ("FINMA"). Registered with the Register of Commerce Zurich CHE-115.415.770. Registered Office: Beethovenstrasse 33, 8002 Zurich, Switzerland, Telephone +41 (0) 44 588 1000. Facsimile Fax: +41(0) 44 588 1074.

Australia: This publication is disseminated in Australia by Morgan Stanley Investment Management (Australia) Pty Limited ACN: 122040037, AFSL No. 314182, which accepts responsibility for its contents. This publication, and any access to it, is intended only for "wholesale clients" within the meaning of the Australian Corporations Act. **Hong Kong:** This material has been issued by Morgan Stanley Asia Limited for use in Hong Kong and shall only be made available to "professional investors" as defined under the Securities and Futures Ordinance of Hong Kong (Cap 571). The contents of this material have not been reviewed nor approved by any regulatory authority including the Securities and Futures Commission in Hong Kong. Accordingly, save where an exemption is available under the relevant law, this document shall not be issued, circulated, distributed, directed at, or made available to, the public in Hong Kong. **Singapore:** This publication should not be considered to be the subject of an invitation for subscription or purchase, whether directly or indirectly, to the public or any member of the public in Singapore other than (i) to an institutional investor under section 304 of the Securities and Futures Act, Chapter 289 of Singapore ("SFA"), (ii) to a "relevant person" (which includes an accredited investor) pursuant to section 305 of the SFA, and such distribution is in accordance with the conditions specified in section 305 of the SFA; or (iii) otherwise pursuant to, and in accordance with the conditions of, any other applicable provision of the SFA. In particular, for investment funds that are not authorized or recognized by the MAS, units in such funds are not allowed to be offered to the retail public; any written material issued to persons as aforementioned in connection with an offer is not a prospectus as defined in the SFA and, accordingly, statutory liability under the SFA in relation to the content of prospectuses does not apply, and investors should consider carefully whether the investment is suitable for them. This publication has not been reviewed by the Monetary Authority of Singapore.

IMPORTANT INFORMATION

EMEA: This marketing communication has been issued by MSIM Fund Management (Ireland) Limited ("FMIL"). MSIM FMIL is regulated by the Central Bank of Ireland and is incorporated in Ireland as a private company limited by shares with company registration number 616661 and has its registered address at The Observatory, 7-11 Sir John Rogerson's Quay, Dublin 2, D02 VC42, Ireland.

This material contains information relating to the sub-funds of Morgan Stanley Investment Funds, a Luxembourg domiciled Société d'Investissement à Capital Variable. Morgan Stanley Investment Funds (the "Company") is registered in the Grand Duchy of Luxembourg as an undertaking for collective investment pursuant to Part 1 of the Law of 17th December 2010, as amended. The Company is an Undertaking for Collective Investment in Transferable Securities ("UCITS").

Applications for shares in the Fund should not be made without first consulting the current Prospectus, Key Investor Information Document ("KIID"), Annual Report and Semi-Annual Report ("Offering Documents"), or other documents available in your local jurisdiction which is available free of charge from the Registered Office: European Bank and Business Centre, 6B route de Trèves, L-2633 Senningerberg, R.C.S. Luxembourg B 29 192. In addition, all Italian investors should refer to the 'Extended Application Form', and all Hong Kong investors should refer to the 'Additional Information for Hong Kong Investors' section, outlined within the Prospectus. Copies of the Prospectus, KIID, the Articles of Incorporation and the annual and semi-annual reports, in German, and further information can be obtained free of charge from the representative in Switzerland. The representative in Switzerland is Carnegie Fund Services S.A., 11, rue du Général-Dufour, 1204 Geneva. The paying agent in Switzerland is Banque Cantonale de Genève, 17, quai de l'Île, 1204 Geneva. The material has been prepared solely for informational purposes and does not constitute an offer or a recommendation to buy or sell any particular security or to adopt any specific investment strategy.

Any index referred to herein is the intellectual property (including registered trademarks) of the applicable licensor. Any product based on an index is in no way sponsored, endorsed, sold or promoted by the applicable licensor and it shall not have any liability with respect thereto. The Fund is actively managed, and the management of the fund is not constrained by the composition of the Benchmark.

All investments involve risks, including the possible loss of principal. The material contained herein has not been based on a consideration of any individual client circumstances and is not investment advice, nor should it be construed in any way as tax, accounting, legal or regulatory advice. To that end, investors should seek independent legal and financial advice,

including advice as to tax consequences, before making any investment decision.

The use of leverage increases risks, such that a relatively small movement in the value of an investment may result in a disproportionately large movement, unfavourable as well as favourable, in the value of that investment and, in turn, the value of the Fund.

Investment in the Fund concerns the acquisition of units or shares in a fund, and not in a given underlying asset such as building or shares of a company, as these are only the underlying assets owned.

The information contained in this communication is not a research recommendation or 'investment research' and is classified as a 'Marketing Communication' in accordance with the applicable European or Swiss regulation. This means that this marketing communication (a) has not been prepared in accordance with legal requirements designed to promote the independence of investment research (b) is not subject to any prohibition on dealing ahead of the dissemination of investment research.

MSIM has not authorised financial intermediaries to use and to distribute this material, unless such use and distribution is made in accordance with applicable law and regulation. MSIM shall not be liable for, and accepts no liability for, the use or misuse of this material by any such financial intermediary. If you are a distributor of the Morgan Stanley Investment Funds, some or all of the funds or shares in individual funds may be available for distribution. Please refer to your sub-distribution agreement for these details before forwarding fund information to your clients.

The whole or any part of this material may not be directly or indirectly reproduced, copied, modified, used to create a derivative work, performed, displayed, published, posted, licensed, framed, distributed or transmitted or any of its contents disclosed to third parties without the Firm's express written consent. This material may not be linked to unless such hyperlink is for personal and non-commercial use. All information contained herein is proprietary and is protected under copyright and other applicable law.

This material may be translated into other languages. Where such a translation is made this English version remains definitive. If there are any discrepancies between the English version and any version of this material

in another language, the English version shall prevail.

***MORNINGSTAR**

Ratings as of 30.06.2022. The Morningstar Rating™ for funds, or "star rating", is calculated for managed products (including mutual funds, variable annuity and variable life subaccounts, exchange-traded funds, closed-end funds, and separate accounts) with at least a three-year history. Exchange-traded funds and open-ended mutual funds are considered a single population for comparative purposes. It is calculated based on a Morningstar Risk-Adjusted Return measure that accounts for variation in a managed product's monthly excess performance, placing more emphasis on downward variations and rewarding consistent performance. The top 10% of products in each product category receive 5 stars, the next 22.5% receive 4 stars, the next 35% receive 3 stars, the next 22.5% receive 2 stars, and the bottom 10% receive 1 star. The Overall Morningstar Rating for a managed product is derived from a weighted average of the performance figures associated with its three-, five-, and 10-year (if applicable) Morningstar Rating metrics. The weights are: 100% three-year rating for 36-59 months of total returns, 60% five-year rating/40% three-year rating for 60-119 months of total returns, and 50% 10-year rating/30% five-year rating/20% three-year rating for 120 or more months of total returns. While the 10-year overall star rating formula seems to give the most weight to the 10-year period, the most recent three-year period actually has the greatest impact because it is included in all three rating periods. Ratings do not take into account sales loads.

The **Europe/Asia and South Africa category (EAA)** includes funds domiciled in European markets, major cross-border Asian markets where material numbers of European UCITS funds are available (principally Hong Kong, Singapore and Taiwan), South Africa, and selected other Asian and African markets where Morningstar believes it is of benefit to investors for the funds to be included in the EAA classification system.

© 2022 Morningstar. All Rights Reserved. The information contained herein: (1) is proprietary to Morningstar and/or its content providers; (2) may not be copied or distributed; and (3) is not warranted to be accurate, complete or timely. Neither Morningstar nor its content providers are responsible for any damages or losses arising from any use of this information. **Past performance is no guarantee of future results.**