

## Morgan Stanley Investment Funds

## Global Fixed Income Opportunities Fund

(Accumulating NAV Currency Hedged Share Class)

## Investment Objective

Long term growth of your investment.

## Investment Approach

The Global Fixed Income Opportunities Fund combines a top-down macroeconomic assessment, to determine optimal beta positioning for the portfolio, with rigorous bottom-up fundamental and quantitative analysis to guide our active management decisions. Our approach to managing an active, flexible strategy is to generate attractive risk-adjusted returns by creating a highly diversified portfolio constructed from a broad set of fixed income assets, while paying close attention to the correlations between the asset classes in order to blend risks optimally.

## Investment Team

|   | JOINED FIRM | YEARS OF INDUSTRY EXPERIENCE |
|---|-------------|------------------------------|
| Michael B. Kushma, CIO, Broad Markets Fixed Income      | 1987        | 36                           |
| Christian G. Roth, Chairman, Broad Markets Fixed Income | 1991        | 36                           |
| Richard Ford, Co-Head, Broad Markets Fixed Income       | 1991        | 32                           |
| Utkarsh Sharma, Executive Director                      | 2014        | 13                           |
| Leon Grenyer, Head of European Multi-Sector             | 2002        | 27                           |

Team members may be subject to change at any time without notice.

Effective 1 November 2022, Leon Grenyer was added as a Portfolio Manager for this Fund. Effective 31 October 2022, Jim Caron no longer serves as Portfolio Manager.

## Class AH (EUR) Shares (% net of fees) in EUR

Performance of 100 EUR Invested Since Inception (Cash Value)

Past performance is not a reliable indicator of future results.



— Class AH (EUR) Shares

## Investment Performance (% net of fees) in EUR

|                       | Cumulative (%) |      |      |       | Annualised (% p.a.) |       |       |           |
|-----------------------|----------------|------|------|-------|---------------------|-------|-------|-----------|
|                       | 1 M            | 3 M  | YTD  | 1 YR  | 3 YR                | 5 YR  | 10 YR | INCEPTION |
| Class AH (EUR) Shares | 0.27           | 0.00 | 2.06 | -2.92 | -0.57               | -0.89 | 0.46  | 1.44      |

## Calendar Year Returns (%)

|                       | 2022  | 2021  | 2020 | 2019 | 2018  | 2017 | 2016 | 2015  | 2014 | 2013 |
|-----------------------|-------|-------|------|------|-------|------|------|-------|------|------|
| Class AH (EUR) Shares | -9.80 | -1.46 | 2.34 | 6.01 | -3.09 | 4.92 | 2.92 | -1.86 | 4.77 | 1.32 |

All performance data is calculated NAV to NAV, net of fees, and does not take account of commissions and costs incurred on the issue and redemption of units. The sources for all performance and Index data is Morgan Stanley Investment Management.

The value of the investments and the income from them can go down as well as up and an investor may not get back the amount invested.

## BROAD MARKETS FIXED INCOME TEAM

| Share Class     | CLASS AH (EUR) |
|-----------------|----------------|
| Currency        | Euro           |
| ISIN            | LU0712123511   |
| Bloomberg       | MSGFIAH LX     |
| Inception date  | 02 April 2012  |
| Net asset value | € 29.30        |

## Fund Facts

|                                  |                  |
|----------------------------------|------------------|
| Launch date                      | 07 November 2011 |
| Base currency                    | U.S. dollars     |
| Total net assets                 | \$ 3.4 billion   |
| Structure                        | Luxembourg SICAV |
| SFDR Classification <sup>†</sup> | Article 8        |

## Charges (%) CLASS AH (EUR)

|                  |      |
|------------------|------|
| Max Entry Charge | 4.00 |
| Ongoing Charges  | 1.27 |
| Management Fee   | 1.00 |

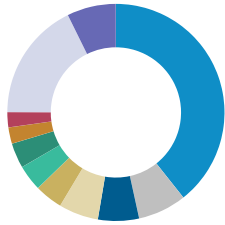
Entry Charge is a maximum possible figure. In some cases you might pay less, you can find this out from your financial adviser. Ongoing Charges reflect the payments and expenses incurred during the fund's operation and are deducted from the assets of the fund over the period. It includes fees paid for investment management (Management Fee), trustee/custodian, and administration charges. For more information please see the Charges and Expenses section of the prospectus.

## Subscriptions (USD) CLASS AH (EUR)

|                               |   |
|-------------------------------|---|
| Minimum initial investment    | 0 |
| Minimum subsequent investment | 0 |

## Characteristics FUND

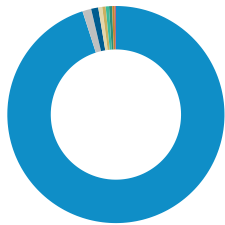
|                               |      |
|-------------------------------|------|
| Duration (years)              | 3.84 |
| Average yield to maturity (%) | 7.47 |
| Number of holdings            | 549  |

Top Countries (% of Total Net Assets)<sup>1</sup>

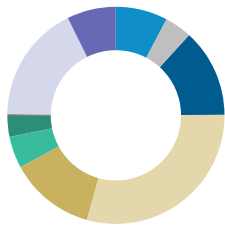
|                | FUND  |
|----------------|-------|
| U.S.           | 39.33 |
| United Kingdom | 7.23  |
| Mexico         | 6.11  |
| France         | 5.91  |
| Spain          | 4.16  |
| South Africa   | 3.87  |
| Germany        | 3.75  |
| Australia      | 2.43  |
| Netherlands    | 2.25  |
| Other          | 17.65 |
| Cash           | 7.30  |

Sector Allocation (% of Total Net Assets)<sup>1,2,3,4</sup>

|                               | PORTFOLIO    |
|-------------------------------|--------------|
| <b>Credit</b>                 | <b>39.22</b> |
| Investment Grade Corporates   | 25.10        |
| High Yield Corporates         | 11.31        |
| Convertibles                  | 1.38         |
| ETFs                          | 1.43         |
| <b>Securitized</b>            | <b>33.42</b> |
| Agency RMBS                   | 0.98         |
| Non-Agency RMBS               | 15.42        |
| ABS                           | 9.94         |
| CMBS                          | 7.09         |
| <b>Government</b>             | <b>18.45</b> |
| Treasuries                    | 15.56        |
| Sovereign                     | 0.74         |
| Government Related            | 2.15         |
| <b>Cash &amp; Equivalents</b> | <b>8.91</b>  |

Currency Allocation (% of Total Net Assets)<sup>1</sup>

|                             | FUND  |
|-----------------------------|-------|
| US Dollar                   | 95.03 |
| Euro                        | 1.32  |
| Mexican Unidad De Inversion | 1.06  |
| Dominican Peso              | 0.59  |
| Hungarian Forint            | 0.51  |
| Norwegian Krone             | 0.49  |
| Japanese Yen                | 0.46  |
| Indonesian Rupiah           | 0.39  |
| Other                       | 0.16  |

Quality Distribution (% of Total Net Assets)<sup>1,5</sup>

|           | FUND  |
|-----------|-------|
| AAA       | 7.73  |
| AA        | 4.06  |
| A         | 13.14 |
| BBB       | 29.39 |
| BB        | 12.76 |
| B         | 4.73  |
| CCC       | 3.25  |
| CC        | 0.12  |
| C         | 0.02  |
| Not Rated | 17.50 |
| Cash      | 7.30  |

† This Fund is classified as an Article 8 product under the Sustainable Finance Disclosure Regulation. Article 8 products are those which promote environmental or social characteristics and which integrate sustainability into the investment process in a binding manner.

<sup>1</sup> May not sum to 100% due to rounding.

<sup>2</sup> 'Securitized' includes agency and non-agency RMBS and CMBS.

<sup>3</sup> Credit Default Swap - In addition to the market values noted for Investment Grade Credit, High Yield Credit and CMBS, there may be additional notional long or short exposure to credit default swaps in these markets.

<sup>4</sup> For additional information regarding sector classification/definitions please visit

[www.msci.com/gics](http://www.msci.com/gics) and the glossary at [www.morganstanley.com/im](http://www.morganstanley.com/im).

<sup>5</sup> Quality distribution data for securities is sourced from Fitch, Moody's and S&P. Where the credit ratings for individual securities differ between the three ratings agencies, the 'highest' rating is applied. The rating of credit default swaps is based on the 'highest' rating of the underlying reference bond. 'Cash' includes investments in short term instruments, including investments in Morgan Stanley liquidity funds.

Please refer to the Prospectus for full risk disclosures, available at [www.morganstanleyinvestmentfunds.com](http://www.morganstanleyinvestmentfunds.com). All data as of 30.04.2023 and subject to change daily.

## Top Holdings (% of Total Net Assets)

|   | FUND         |
|---|--------------|
| Mexico (United Mexican States), 8.500000%, 2029-05-31           | 2.30         |
| Mexico (United Mexican States), 7.750000%, 2031-05-29           | 1.81         |
| South Africa (Republic of), 9.000000%, 2040-01-31               | 1.72         |
| Germany (Federal Republic of), 0.000000%, 2031-08-15            | 1.05         |
| Indonesia (Republic of), 8.375000%, 2034-03-15                  | 1.03         |
| Mexican Udibono, 4.000000%, 2028-11-30                          | 0.97         |
| Caixabank S.A., 2.250000%, 2030-04-17                           | 0.90         |
| Bnp Paribas S.A., 4.375000%, 2029-01-13                         | 0.85         |
| Cascade Funding Mortgage Trust Cfmt_18-R, 4.000000%, 2068-10-25 | 0.81         |
| New Zealand (Government of), 4.500000%, 2030-05-15              | 0.78         |
| <b>Total</b>  | <b>12.22</b> |

## Share Class AH (EUR) Risk and Reward Profile

The risk and reward category shown is based on historic data.

- Historic figures are only a guide and may not be a reliable indicator of what may happen in the future.
- As such this category may change in the future.
- The higher the category, the greater the potential reward, but also the greater the risk of losing the investment. Category 1 does not indicate a risk free investment.
- The fund is in this category because it invests in fixed income securities and the fund's simulated and/or realised return has experienced medium rises and falls historically.
- The fund may be impacted by movements in the exchange rates between the fund's currency and the currencies of the fund's investments.

This rating does not take into account other risk factors which should be considered before investing, these include:

- The value of bonds are likely to decrease if interest rates rise and vice versa.
- The value of financial derivative instruments are highly sensitive and may result in losses in excess of the amount invested by the Sub-Fund.
- Issuers may not be able to repay their debts, if this happens the value of your investment will decrease. This risk is higher where the fund invests in a bond with a lower credit rating.
- The fund relies on other parties to fulfill certain services, investments or transactions. If these parties become insolvent, it may expose the fund to financial loss.
- Sustainability factors can pose risks to investments, for example: impact asset values, increased operational costs.
- There may be an insufficient number of buyers or sellers which may affect the funds ability to buy or sell securities.
- Investment in Fixed Income Securities via the China Interbank Bond Market may also entail additional risks, such as counterparty and liquidity risk.
- There are increased risks of investing in emerging markets as political, legal and operational systems may be less developed than in developed markets.
- In order to achieve the currency hedging, this share class relies on other parties to fulfil certain contractual obligations, as these parties may fail to do so there is a higher risk to your investment.
- Past performance is not a reliable indicator of future results. Returns may increase or decrease as a result of currency fluctuations. The value of investments and the income from them can go down as well as up and investors may lose all or a substantial portion of his or her investment.
- The value of the investments and the income from them will vary and there can be no assurance that the Fund will achieve its investment objectives.
- Investments may be in a variety of currencies and therefore changes in rates of exchange between currencies may cause the value of investments to decrease or increase. Furthermore, the value of investments may be adversely affected by fluctuations in exchange rates between the investor's reference currency and the base currency of the investments.

## Additional A Share Classes

|           | CURRENCY | LAUNCH     | ISIN         | BLOOMBERG  |
|-----------|----------|------------|--------------|------------|
| A         | USD      | 07.11.2011 | LU0694238766 | MSGFINA LX |
| A (EUR)   | EUR      | 30.04.2021 | LU2295320142 | MOFIOAE LX |
| AH (AUD)  | AUD      | 26.08.2020 | LU2219420275 | MOFIOAA LX |
| AH (CHF)  | CHF      | 20.03.2015 | LU1206779933 | MGFIAHC LX |
| AHR (EUR) | EUR      | 05.03.2014 | LU1033666402 | MSGFAHR LX |
| AHX (EUR) | EUR      | 07.11.2011 | LU0699139464 | MSGFAHX LX |
| AR        | USD      | 11.10.2017 | LU1697575931 | MSGFIAR LX |
| ARM       | USD      | 03.07.2014 | LU1077972468 | MSGFARM LX |
| AX        | USD      | 07.11.2011 | LU0694238840 | MSGFIAX LX |
| AX (EUR)  | EUR      | 30.04.2021 | LU2337806850 | MOFIOAI LX |

Applications for shares in the Fund should not be made without first consulting the current Prospectus and the Key Information Document ("KID") or Key Investor Information Document ("KIID"), which are available in English and in the official language of your local jurisdiction at [morganstanleyinvestmentfunds.com](http://morganstanleyinvestmentfunds.com) or free of charge from the Registered Office of Morgan Stanley Investment Funds, European Bank and Business Centre, 6B route de Trèves, L-2633 Senningerberg, R.C.S. Luxembourg B 29 192.

Information in relation to sustainability aspects of the Fund and the summary of investor rights is available at the aforementioned website.

If the management company of the relevant Fund decides to terminate its arrangement for marketing that Fund in any EEA country where it is registered for sale, it will do so in accordance with the relevant UCITS rules.

## DEFINITIONS

**Average yield to maturity** measures the annual return on interest-bearing securities. In this it is assumed that they will be held to maturity. This metric includes both the coupon payments received during the term of the security and the repayment of the capital on maturity. **Bloomberg** stands for Bloomberg Global Identifier (BBGID): This is a unique 12 digit alphanumeric code designed to enable the identification of securities, such as the Morgan Stanley Investment Funds sub-funds at share class level, on a Bloomberg Terminal. The Bloomberg Terminal, a system provided by Bloomberg L.P., enables analysts to access and analyse real-time financial market data. Each Bloomberg code starts with the same BBG prefix, followed by nine further characters that we list here in this guide for each share class of each fund. **Cash & Equivalents** are defined as the value of assets that can be converted into cash immediately. These include commercial paper, open FX transactions, Treasury bills and other short-term instruments. Such instruments are considered cash equivalents because they are deemed liquid and not subject to significant risk of changes in values.

**Duration** is a measure of the sensitivity of the price (the value of principal) of a fixed-income investment to a change in interest rates. Duration is expressed as a number of years. Rising interest rates mean falling bond prices, while declining interest rates mean rising bond prices.

**ISIN** is the international securities identification number (ISIN), a 12 digit code consisting of numbers and letters that distinctly identifies securities. **NAV** is the Net Asset Value per share of the Fund (NAV), which represents the value of the assets of a fund less its liabilities.

**Number of holdings** provided are a typical range, not a maximum number. The portfolio may exceed this from time to time due to market conditions and outstanding trades.

## DISTRIBUTION

**This material is only intended for and will be only distributed to persons resident in jurisdictions where such distribution or availability would not be contrary to local laws or regulations. It is the responsibility of any person in possession of this material and any persons wishing to make an application for Shares in pursuant to the Prospectus to inform themselves and observe all applicable laws and regulations of any relevant jurisdictions.**

**MSIM, the asset management division of Morgan Stanley (NYSE: MS), and its affiliates have arrangements in place to market each other's products and services. Each MSIM affiliate is regulated as appropriate in the jurisdiction it operates. MSIM's affiliates are: Eaton Vance Management (International) Limited, Eaton Vance Advisers International Ltd, Calvert Research and Management, Eaton Vance Management, Parametric Portfolio Associates LLC, and Atlanta Capital Management LLC.**

**In the EU,** MSIM materials are issued by MSIM Fund Management (Ireland) Limited ("FML"). FML is regulated by the Central Bank of Ireland and is incorporated in Ireland as a private company limited by shares with company registration number 616661 and has its registered address at The Observatory, 7-11 Sir John Rogerson's Quay, Dublin 2, D02 VC42, Ireland.

**Outside the EU,** MSIM materials are issued by Morgan Stanley Investment Management Limited (MSIM Ltd) is authorised and regulated by the Financial Conduct Authority. Registered in England. Registered No. 1981121. Registered Office: 25 Cabot Square, Canary Wharf, London E14 4QA.

**Switzerland:** MSIM materials are issued by Morgan Stanley & Co. International plc, London (Zurich Branch) Authorised and regulated by the Eidgenössische Finanzmarktaufsicht ("FINMA"). Registered Office: Beethovenstrasse 33, 8002 Zurich, Switzerland. **Italy:** MSIM FML (Milan Branch), (Sede Secondaria di Milano) Palazzo Serbelloni Corso Venezia, 16 20121 Milano, Italy. **The Netherlands:** MSIM FML (Amsterdam Branch), Rembrandt Tower, 11th Floor Amstelplein 1 1096HA, Netherlands. **France:** MSIM FML (Paris Branch), 61 rue de Monceau 75008 Paris, France. **Spain:** MSIM FML (Madrid Branch), Calle Serrano 55, 28006, Madrid, Spain.

**Dubai:** MSIM Ltd (Representative Office, Unit Precinct 3-7th Floor-Unit 701 and 702, Level 7, Gate Precinct Building 3, Dubai International Financial Centre, Dubai, 506501, United Arab Emirates. Telephone: +97 (0)14 709 7158).

This document is distributed in the Dubai International Financial Centre by Morgan Stanley Investment Management Limited (Representative Office), an entity regulated by the Dubai Financial Services Authority ("DFSA"). It is intended for use by professional clients and market counterparties only. This document is not intended for distribution to retail clients, and retail clients should not act upon the information contained in this document.

This document relates to a financial product which is not subject to any form of regulation or approval by the DFSA. The DFSA has no responsibility for reviewing or verifying any documents in connection with this financial product. Accordingly, the DFSA has not approved this document or any other associated documents nor taken any steps to verify the information set out in this document, and has no responsibility for it. The financial product to which this document relates may be illiquid and/or subject to restrictions on its resale or transfer. Prospective purchasers should conduct their own due diligence on the financial product. If you do not understand the contents of this document, you should consult an authorized financial adviser.

**Hong Kong:** This material is disseminated by Morgan Stanley Asia Limited for use in Hong Kong and shall only be made available to "professional investors" as defined under the Securities and Futures Ordinance of Hong Kong (Cap 571). The contents of this material have not been reviewed nor approved by any regulatory authority including the Securities and Futures Commission in Hong Kong. Accordingly, save where an exemption is available under the relevant law, this material shall not be issued, circulated, distributed, directed at, or made available to, the public in Hong Kong. **Singapore:** This material is disseminated by Morgan Stanley Investment Management Company and should not be considered to be the subject of an invitation for subscription or purchase, whether directly or indirectly, to the public or any member of the public in Singapore other than (i) to an institutional investor under section 304 of the Securities and Futures Act, Chapter 289 of Singapore ("SFA"); (ii) to a "relevant person" (which includes an accredited investor) pursuant to section 305 of

the SFA, and such distribution is in accordance with the conditions specified in section 305 of the SFA; or (iii) otherwise pursuant to, and in accordance with the conditions of, any other applicable provision of the SFA. In particular, for investment funds that are not authorized or recognized by the MAS, units in such funds are not allowed to be offered to the retail public; any written material issued to persons as aforementioned in connection with an offer is not a prospectus as defined in the SFA and, accordingly, statutory liability under the SFA in relation to the content of prospectuses does not apply, and investors should consider carefully whether the investment is suitable for them. This publication has not been reviewed by the Monetary Authority of Singapore. **Australia:** This material is provided by Morgan Stanley Investment Management (Australia) Pty Ltd ABN 22122040037, AFSL No. 314182 and its affiliates and does not constitute an offer of interests. Morgan Stanley Investment Management (Australia) Pty Limited arranges for MSIM affiliates to provide financial services to Australian wholesale clients. Interests will only be offered in circumstances under which no disclosure is required under the Corporations Act 2001 (Cth) (the "Corporations Act"). Any offer of interests will not purport to be an offer of interests in circumstances under which disclosure is required under the Corporations Act and will only be made to persons who qualify as a "wholesale client" (as defined in the Corporations Act). This material will not be lodged with the Australian Securities and Investments Commission.

**Chile:** Neither the Fund nor the interests in the Fund are registered in the Registry of Offshore Securities (el Registro de Valores Extranjeros) or subject to the supervision of the Commission for the Financial Market (la Comisión para el Mercado Financiero). This material and other offering materials relating to the offer of the interests in the Fund do not constitute a public offer of, or an invitation to subscribe for or purchase, the Fund interests in the Republic of Chile, other than to individually identified purchasers pursuant to a private offering within the meaning of Article 4 of the Chilean Securities Act (la Ley del Mercado de Valores) (an offer that is not "addressed to the public at large or to a certain sector or specific group of the public").

**Peru:** The interests in the Fund have not been and will not be registered in Peru under Decreto Legislativo 862: Ley de Fondos de Inversión y sus Sociedades Administradoras or under Decreto Legislativo 861: Ley del Mercado de Valores (the "Securities Market Law"), and are being offered to institutional investors only (as defined in article 8 of the Securities Market Law) pursuant to a private placement, according to article 5 of the Securities Market Law. The interests in the Fund have not been registered in the securities market public registry (Registro Público del Mercado de Valores) maintained by, and the offering of the Fund interests in Peru is not subject to the supervision of, the Superintendencia del Mercado de Valores. Any transfers of the Fund interests shall be subject to the limitations contained in the Securities Market Law and the regulations issued thereunder.

## IMPORTANT INFORMATION

**EMEA:** This marketing communication has been issued by MSIM Fund Management (Ireland) Limited ("FML"). MSIM FML is regulated by the Central Bank of Ireland and is incorporated in Ireland as a private company limited by shares with company registration number 616661 and has its registered address at The Observatory, 7-11 Sir John Rogerson's Quay, Dublin 2, D02 VC42, Ireland.

This material contains information relating to the sub-funds of Morgan Stanley Investment Funds, a Luxembourg domiciled Société d'Investissement à Capital Variable. Morgan Stanley Investment Funds (the "Company") is registered in the Grand Duchy of Luxembourg as an undertaking for collective investment pursuant to Part 1 of the Law of 17th December 2010, as amended. The Company is an Undertaking for Collective Investment in Transferable Securities ("UCITS").

Applications for shares in the sub-funds should not be made without first consulting the current Prospectus, Key Information Document ("KID") or Key Investor Information Document ("KIID"), Annual Report and Semi-Annual Report ("Offering Documents"), or other documents available in your local jurisdiction which is available free of charge from the Registered Office European Bank and Business Centre, 6B route de Trèves, L-2633 Senningerberg, R.C.S. Luxembourg B 29 192. In addition, all Italian investors should refer to the 'Extended Application Form', and all Hong Kong investors should refer to the 'Additional Information for Hong Kong Investors' section, outlined within the Prospectus. Copies of the Prospectus, KID or KIID, the Articles of Incorporation and the annual and semi-annual reports, in German, and further information can be obtained free of charge from the representative in Switzerland. The representative in Switzerland is Carnegie Fund Services S.A., 11, rue du Général-Dufour, 1204 Geneva. The paying agent in Switzerland is Banque Cantonale de Genève, 17, quai de l'Île, 1204 Geneva. The material has been prepared solely for informational purposes and does not constitute an offer or a recommendation to buy or sell any particular security or to adopt any specific investment strategy.

Any index referred to herein is the intellectual property (including registered trademarks) of the applicable licensor. Any product based on an index is in no way sponsored, endorsed, sold or promoted by the applicable licensor and it shall not have any liability with respect thereto. The Fund is actively managed, and the management of the fund is not constrained by the composition of the Benchmark.

All investments involve risks, including the possible loss of principal. The material contained herein has not been based on a consideration of any individual client circumstances and is not investment advice, nor should it be construed in any way as tax, accounting, legal or regulatory advice. To that end, investors should seek independent legal and financial advice, including advice as to tax consequences, before making any investment decision.

The use of leverage increases risks, such that a relatively small movement in the value of an investment may result in a disproportionately large movement, unfavourable as well as favourable, in the value of that investment and, in turn, the value of the Fund.

Investment in the Fund concerns the acquisition of units or shares in a fund, and not in a given underlying asset such as building or shares of a company, as these are only the underlying assets owned.

**The information contained in this communication is not a research recommendation or 'investment research' and is classified as a 'Marketing Communication' in accordance with the applicable European or Swiss regulation. This means that this marketing communication (a) has not been prepared in accordance with legal requirements designed to promote the independence of investment research (b) is not subject to any prohibition on dealing ahead of the dissemination of investment research.**

MSIM has not authorised financial intermediaries to use and to distribute this material, unless such use and distribution is made in accordance with applicable law and regulation. MSIM shall not be liable for, and accepts no liability for, the use or misuse of this material by any such financial intermediary. If you are a distributor of the Morgan Stanley Investment Funds, some or all of the funds or shares in individual funds may be available for distribution. Please refer to your sub-distribution agreement for these details before forwarding fund information to your clients.

The whole or any part of this material may not be directly or indirectly reproduced, copied, modified, used to create a derivative work, performed, displayed, published, posted, licensed, framed, distributed or transmitted or any of its contents disclosed to third parties without the Firm's express written consent. This material may not be linked to unless such hyperlink

is for personal and non-commercial use. All information contained herein is proprietary and is protected under copyright and other applicable law.

This material may be translated into other languages. Where such a translation is made this English version remains definitive. If there are any discrepancies between the English version and any version of this material in another language, the English version shall prevail.