

Morgan Stanley Investment Funds

Global Core Equity Fund - A Shares

(Accumulation Share Class)

Investment Objective

Long term growth of your investment.

Investment Approach

Seeks to outperform the benchmark regardless of which investment style – value or growth – is currently in favor. Their flexible approach combines quantitative models with stock-specific research to identify 30-60 global companies with attractive valuations, above-average appreciation potential and competitive dividend yields.

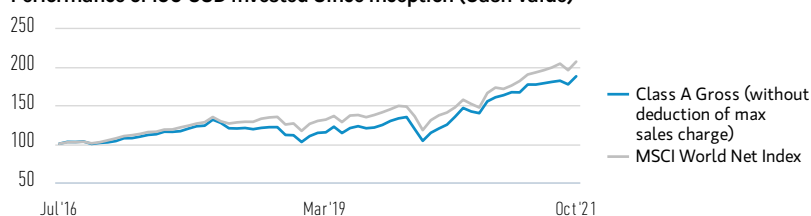
Investment Team

	JOINED FIRM	YEARS OF INVESTMENT EXPERIENCE
Andrew Slimmon, Head of Applied Equity Advisors Team	1991	34
Phillip Kim, Executive Director	2005	17

Team members may be subject to change at any time without notice.

Class A Shares (% net of fees) vs. Index in USD

Performance of 100 USD Invested Since Inception (Cash Value)



12 Month Performance Periods to Latest Month End (%)^{12†}

	OCT '20 - OCT '21	OCT '19 - OCT '20	OCT '18 - OCT '19	OCT '17 - OCT '18	OCT '16 - OCT '17
Class A Gross (without deduction of max sales charge) ¹	34.17	12.26	11.60	-6.89	19.89
Class A Net (with the deduction of max sales charge) ²	26.46	5.81	5.18	-12.24	12.99
MSCI World Net Index	40.42	4.36	12.69	1.16	22.77

Investment Performance (% net of fees) in USD

	Cumulative (%)				Annualised (% p.a.)			
	1 M	3 M	YTD	1 YR	3 YR	5 YR	10 YR	INCEPTION
Class A Gross (without deduction of max sales charge) ¹	5.91	4.00	16.97	34.17	18.90	13.41	--	12.55
Class A Net (with the deduction of max sales charge) ²	-0.18	-1.98	10.24	26.46	16.58	12.08	--	11.30
MSCI World Net Index	5.66	3.80	19.44	40.42	18.20	15.45	--	14.62

Calendar Year Returns (%)

	2020	2019	2018	2017	2016	2015	2014
Class A Gross (without deduction of max sales charge) ¹	20.55	29.85	-17.12	21.23	--	--	--
MSCI World Net Index	15.90	27.67	-8.71	22.40	--	--	--

Past performance is not a reliable indicator of future results. Returns may increase or decrease as a result of currency fluctuations. All performance data is calculated NAV to NAV. The sources for all performance and Index data is Morgan Stanley Investment Management.

¹ Figure shown assumes reinvestment of all distributions and deduction of fund level costs, but does not reflect the deduction of any sales charge applicable at investor level.

² Figure shown assumes reinvestment of all distributions and deduction of fund level costs, and includes the deduction of the maximum sales charge applicable at investor level that may be taken out of your money before it is invested.

Please see the Fund's current prospectus and the share class' Key Investor Information Document for complete details on fees and sales charges.

[†] Example: An investor wishes to purchase shares of USD 100. At the maximum sales charge of 5.75% the investor has to expend USD 106.10. The sales charge is only incurred upon subscription.

Share Class

	CLASS A
Currency	U.S. dollars
ISIN	LU1442194145
Bloomberg	MSGAFE LX
Inception date	12 July 2016
Net asset value	\$ 46.80

Fund Facts

Launch date	12 July 2016
Base currency	U.S. dollars
Index	MSCI World Net Index
Total net assets	\$ 25.56 million
Structure	Luxembourg SICAV

Charges (%)

	CLASS A
Max Entry Charge	5.75
Ongoing Charges	1.59
Management Fee	1.35

Entry Charge is a maximum possible figure. In some cases you might pay less, you can find this out from your financial adviser. Ongoing Charges reflect the payments and expenses incurred during the fund's operation and are deducted from the assets of the fund over the period. It includes fees paid for investment management (Management Fee), trustee/custodian, and administration charges. For more information please see the Charges and Expenses section of the prospectus.

Subscriptions (USD)

	CLASS A
Minimum initial investment	0
Minimum subsequent investment	0

Statistics

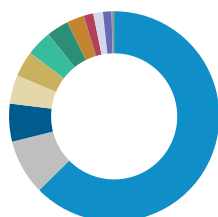
(3 Year Annualised)

	CLASS A	INDEX
Alpha (%)	0.82	--
Beta	0.99	1.00
Information ratio	0.13	--
R squared	0.91	1.00
Sharpe ratio	0.96	0.96
Volatility (Standard deviation) (%)	18.62	17.93
Tracking error (%)	5.45	--

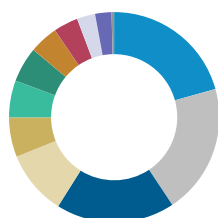
Characteristics

	FUND	INDEX
Active share (%)	87.43	--
Number of holdings	39	1,558
Price/earnings (Next 12 months)	24.61	19.35
Weighted average market capitalization (\$B)	492.12	398.86

Effective September 30, 2021, the MS INVF Global Active Factor Equity Fund was renamed the MS INVF Global Core Equity Fund.

Top Countries (% of Total Net Assets)³

	FUND	INDEX
United States	61.90	68.52
China	8.38	--
United Kingdom	5.77	4.10
France	4.34	3.23
India	3.93	--
Taiwan	3.87	--
Italy	3.39	0.71
Singapore	2.63	0.33
Ireland	1.46	0.20
Japan	1.46	6.45
Other	1.30	--
Cash	0.39	--

Sector Allocation (% of Total Net Assets)^{3,4}

	FUND	INDEX
Consumer Discretionary	20.44	12.38
Information Technology	19.76	22.95
Financials	18.06	13.76
Communication Services	9.81	8.71
Health Care	6.02	12.45
Consumer Staples	5.61	6.75
Industrials	5.36	10.25
Energy	4.37	3.27
Real Estate	3.73	2.71
Materials	2.77	4.09
Utilities	2.50	2.68
Cash	0.39	--

Top Holdings (% of Total Net Assets)⁵

	FUND	INDEX
Apple Inc	6.64	4.09
Microsoft Corp	6.57	3.88
Svb Financial Group	4.40	0.07
Lvmh Moet Hennessy Louis Vuitton Se	4.34	0.36
Chevron Corp	4.13	0.36
Danaher Corp	3.99	0.33
Hdfc Bank Ltd	3.93	--
Tencent Holdings Ltd	3.88	--
Taiwan Semiconductor Manufacturing Co. Lt	3.87	--
First Republic Bank/CA	3.52	0.06
Total	45.27	--

³ May not sum to 100% due to the exclusion of other assets and liabilities.

⁴ For additional information regarding sector classification/definitions please visit www.msci.com/gics and the glossary at www.morganstanley.com/im.

⁵ These securities and percentage allocations are only for illustrative purposes and do not constitute, and should not be construed as, investment advice or recommendations with respect to the securities or investments mentioned.

Please refer to the Prospectus for full risk disclosures, available at www.morganstanleyinvestmentfunds.com. All data as of 31.10.2021 and subject to change daily.

Share Class A Risk and Reward Profile

Potentially Lower Rewards Potentially Higher Rewards

The risk and reward category shown is based on historic data.

- Historic figures are only a guide and may not be a reliable indicator of what may happen in the future.
- As such this category may change in the future.
- The higher the category, the greater the potential reward, but also the greater the risk of losing the investment. Category 1 does not indicate a risk free investment.
- The fund is in this category because it invests in company shares and the fund's simulated and/or realised return has experienced high rises and falls historically.
- The fund may be impacted by movements in the exchange rates between the fund's currency and the currencies of the fund's investments.

This rating does not take into account other risk factors which should be considered before investing, these include:

- The fund relies on other parties to fulfill certain services, investments or transactions. If these parties become insolvent, it may expose the fund to financial loss.
- There may be an insufficient number of buyers or sellers which may affect the fund's ability to buy or sell securities.
- There are increased risks of investing in emerging markets as political, legal and operational systems may be less developed than in developed markets.
- Past performance is not a reliable indicator of future results. Returns may increase or decrease as a result of currency fluctuations. The value of investments and the income from them can go down as well as up and investors may lose all or a substantial portion of his or her investment.
- The value of the investments and the income from them will vary and there can be no assurance that the Fund will achieve its investment objectives.
- Investments may be in a variety of currencies and therefore changes in rates of exchange between currencies may cause the value of investments to decrease or increase. Furthermore, the value of investments may be adversely affected by fluctuations in exchange rates between the investor's reference currency and the base currency of the investments.

EU Cross Border Distribution of Funds Important Disclosure

This is a marketing communication. Applications for shares in the Fund should not be made without first consulting the current Prospectus and the Key Investor Information Document ("KIID"), which are available in English and in the official language of your local jurisdiction at morganstanleyinvestmentfunds.com or free of charge from the Registered Office of Morgan Stanley Investment Funds, European Bank and Business Centre, 6B route de Trèves, L-2633 Senningerberg, R.C.S. Luxembourg B 29 192. A summary of investor rights is available in English at the same website. If the management company of the relevant Fund decides to terminate its arrangement for marketing that Fund in any EEA country where it is registered for sale, it will do so in accordance with the relevant UCITS rules.

DEFINITIONS

Active Share is a measure of the percentage of stock holdings in a manager's portfolio that differ from the benchmark index (based on holdings and weight of holdings). Active Share scores range from 0%-100%. A score of 100% means you are completely different from the benchmark. Active Share calculation may consolidate holdings with the same economic exposure. **Bloomberg** stands for 'Bloomberg Global Identifier (BBGID)'. This is a unique 12 digit alphanumeric code designed to enable the identification of securities, such as the Morgan Stanley Investment Funds sub-funds at share class level, on a Bloomberg Terminal. The Bloomberg Terminal, a system provided by Bloomberg L.P., enables analysts to access and analyse real-time financial market data. Each Bloomberg code starts with the same BBG prefix, followed by nine further

characters that we list here in this guide for each share class of each fund. **Cash & Equivalents** are defined as the value of assets that can be converted into cash immediately. These include commercial paper, open FX transactions, Treasury bills and other short-term instruments. Such instruments are considered cash equivalents because they are deemed liquid and not subject to significant risk of changes in values. **ISIN** is the international securities identification number (ISIN), a 12 digit code consisting of numbers and letters that distinctly identifies securities. **NAV** is the Net Asset Value per share of the Fund (NAV), which represents the value of the assets of a fund less its liabilities. **Number of holdings** provided are a typical range, not a maximum number. The portfolio may exceed this from time to time due to market conditions and outstanding trades. **Price/earnings (P/E)** is the price of a stock divided by its earnings per share for the past 12 months. Sometimes called the multiple, P/E gives investors an idea of how much they are paying for a company's earning power. The higher the P/E, the more investors are paying, and therefore the more earnings growth they are expecting. **Weighted average market capitalization** is an average of the market capitalization of stocks comprising a portfolio or index, adjusted by each stock's weight in the portfolio or index.

INDEX INFORMATION

The **MSCI World Net Index** is a free float adjusted market capitalization weighted index that is designed to measure the global equity market performance of developed markets. The term "free float" represents the portion of shares outstanding that are deemed to be available for purchase in the public equity markets by investors. The performance of the Index is listed in U.S. dollars and assumes reinvestment of net dividends.

DISTRIBUTION

This communication is only intended for and will only be distributed to persons resident in jurisdictions where such distribution or availability would not be contrary to local laws or regulations. In particular, the Shares are not for distribution to US persons.

Ireland: MSIM Fund Management (Ireland) Limited. Registered Office: The Observatory, 7-11 Sir John Rogerson's Quay, Dublin 2, D02 VC42, Ireland. Registered in Ireland as a private company limited by shares under company number 616661. MSIM Fund Management (Ireland) Limited is regulated by the Central Bank of Ireland. **United Kingdom:** Morgan Stanley Investment Management Limited is authorised and regulated by the Financial Conduct Authority. Registered in England. Registered No. 1981121. Registered Office: 25 Cabot Square, Canary Wharf, London E14 4QA. **Dubai:** Morgan Stanley Investment Management Limited (Representative Office, Unit Precinct 3-7th Floor-Unit 701 and 702, Level 7, Gate Precinct Building 3, Dubai International Financial Centre, Dubai, 506501, United Arab Emirates. Telephone: +97 (0)14 709 7158). **Germany:** MSIM Fund Management (Ireland) Limited Niederlassung Deutschland, Grosse Gallusstrasse 18, 60312 Frankfurt am Main, Germany (Gattung: Zweigniederlassung (FDI) gem. § 53b KWG). **Italy:** MSIM Fund Management (Ireland) Limited, Milan Branch (Sede Secondaria di Milano) is a branch of MSIM Fund Management (Ireland) Limited, a company registered in Ireland, regulated by the Central Bank of Ireland and whose registered office is at The Observatory, 7-11 Sir John Rogerson's Quay, Dublin 2, D02 VC42, Ireland. MSIM Fund Management (Ireland) Limited Milan Branch (Sede Secondaria di Milano) with seat in Palazzo Serbelloni Corso Venezia, 16 20121 Milano, Italy, is registered in Italy with company number and VAT number 11488280964. **The Netherlands:** MSIM Fund Management (Ireland) Limited, Rembrandt Tower, 11th Floor Amstelplein 1 1096HA, Netherlands. Telephone: 31 2-0462-1300. Morgan Stanley Investment Management is a branch office of MSIM Fund Management (Ireland) Limited. MSIM Fund Management (Ireland) Limited is regulated by the Central Bank of Ireland. **France:** MSIM Fund Management (Ireland) Limited, Paris Branch is a branch of MSIM Fund Management (Ireland) Limited, a company registered in Ireland, regulated by the Central Bank of Ireland and whose registered office is at The Observatory, 7-11 Sir John Rogerson's Quay, Dublin 2, D02 VC42, Ireland. MSIM Fund Management (Ireland) Limited Paris Branch with seat at 61 rue de Monceau 75008 Paris, France, is registered in France with company number 890 071 863 RCS. **Spain:** MSIM Fund Management (Ireland) Limited, Sucursal en España is a branch of MSIM Fund Management (Ireland) Limited, a company registered in Ireland, regulated by the Central Bank of Ireland and whose registered office is at The Observatory, 7-11 Sir John Rogerson's Quay, Dublin 2, D02 VC42, Ireland. MSIM Fund Management (Ireland) Limited, Sucursal en España with seat in Calle Serrano 55, 28006, Madrid, Spain, is registered in Spain with tax identification number W0058820B. **Switzerland:** Morgan Stanley & Co. International plc, London, Zurich Branch Authorised and regulated by the Eidgenössische Finanzmarktaufsicht ("FINMA"). Registered with the Register of Commerce Zurich CHE-115.4-15.770. Registered Office: Beethovenstrasse 33, 8002 Zurich, Switzerland, Telephone +41 (0) 44 588 1000. Facsimile Fax: +41(0) 44 588 1074.

Australia: This publication is disseminated in Australia by Morgan Stanley Investment Management (Australia) Pty Limited ACN: 122040037, AFSL

No. 314182, which accepts responsibility for its contents. This publication, and any access to it, is intended only for "wholesale clients" within the meaning of the Australian Corporations Act. **Hong Kong:** This document has been issued by Morgan Stanley Asia Limited for use in Hong Kong and shall only be made available to "professional investors" as defined under the Securities and Futures Ordinance of Hong Kong (Cap 571). The contents of this document have not been reviewed nor approved by any regulatory authority including the Securities and Futures Commission in Hong Kong. Accordingly, save where an exemption is available under the relevant law, this document shall not be issued, circulated, distributed, directed at, or made available to, the public in Hong Kong. **Singapore:** This publication should not be considered to be the subject of an invitation for subscription or purchase, whether directly or indirectly, to the public or any member of the public in Singapore other than (i) to an institutional investor under section 304 of the Securities and Futures Act, Chapter 289 of Singapore ("SFA"), (ii) to a "relevant person" (which includes an accredited investor) pursuant to section 305 of the SFA, and such distribution is in accordance with the conditions specified in section 305 of the SFA; or (iii) otherwise pursuant to, and in accordance with the conditions of, any other applicable provision of the SFA. In particular, for investment funds that are not authorized or recognized by the MAS, units in such funds are not allowed to be offered to the retail public; any written material issued to persons as aforementioned in connection with an offer is not a prospectus as defined in the SFA and, accordingly, statutory liability under the SFA in relation to the content of prospectuses does not apply, and investors should consider carefully whether the investment is suitable for them. This publication has not been reviewed by the Monetary Authority of Singapore.

IMPORTANT INFORMATION

EMEA: This marketing communication has been issued by MSIM Fund Management (Ireland) Limited. MSIM Fund Management (Ireland) Limited is regulated by the Central Bank of Ireland. MSIM Fund Management (Ireland) Limited is incorporated in Ireland as a private company limited by shares with company registration number 616661 and has its registered address at The Observatory, 7-11 Sir John Rogerson's Quay, Dublin 2, D02 VC42, Ireland.

This document contains information relating to the sub-fund ("Fund") of Morgan Stanley Investment Funds, a Luxembourg domiciled Société d'Investissement à Capital Variable. Morgan Stanley Investment Funds (the "Company") is registered in the Grand Duchy of Luxembourg as an undertaking for collective investment pursuant to Part 1 of the Law of 17th December 2010, as amended. The Company is an Undertaking for Collective Investment in Transferable Securities ("UCITS").

Applications for shares in the Fund should not be made without first consulting the current Prospectus, Key Investor Information Document ("KIID"), Annual Report and Semi-Annual Report ("Offering Documents"), or other documents available in your local jurisdiction which is available free of charge from the Registered Office: European Bank and Business Centre, 6B route de Trèves, L-2633 Senningerberg, R.C.S. Luxembourg B 29 192. In addition, all Italian investors should refer to the 'Extended Application Form', and all Hong Kong investors should refer to the 'Additional Information for Hong Kong Investors' section, outlined within the Prospectus. Copies of the Prospectus, KIID, the Articles of Incorporation and the annual and semi-annual reports, in German, and further information can be obtained free of charge from the representative in Switzerland. The representative in Switzerland is Carnegie Fund Services S.A., 11, rue du Général-Dufour, 1204 Geneva. The paying agent in Switzerland is Banque Cantonale de Genève, 17, quai de l'Île, 1204 Geneva. The document has been prepared solely for informational purposes and does not constitute an offer or a recommendation to buy or sell any particular security or to adopt any specific investment strategy.

Any index referred to herein is the intellectual property (including registered trademarks) of the applicable licensor. Any product based on an index is in no way sponsored, endorsed, sold or promoted by the applicable licensor and it shall not have any liability with respect thereto.

All investments involve risks, including the possible loss of principal. The material contained herein has not been based on a consideration of any individual client circumstances and is not investment advice, nor should it be construed in any way as tax, accounting, legal or regulatory advice. To that end, investors should seek independent legal and financial advice, including advice as to tax consequences, before making any investment decision.

The information contained in this communication is not a research recommendation or 'investment research' and is classified as a 'Marketing Communication' in accordance with the applicable European or Swiss regulation. This means that this marketing communication (a) has not been prepared in accordance with legal requirements designed to promote the independence of investment research (b) is not subject to any prohibition on dealing ahead of the dissemination of investment research.

MSIM has not authorised financial intermediaries to use and to distribute

this document, unless such use and distribution is made in accordance with applicable law and regulation. MSIM shall not be liable for, and accepts no liability for, the use or misuse of this document by any such financial intermediary. If you are a distributor of the Morgan Stanley Investment Funds, some or all of the funds or shares in individual funds may be available for distribution. Please refer to your sub-distribution agreement for these details before forwarding fund information to your clients. The whole or any part of this work may not be reproduced, copied or

transmitted or any of its contents disclosed to third parties without MSIM's express written consent.

All information contained herein is proprietary and is protected under copyright law.

This document may be translated into other languages. Where such a translation is made this English version remains definitive. If there are any discrepancies between the English version and any version of this document in another language, the English version shall prevail.