

Morgan Stanley Investment Funds

Global Brands Fund - I Shares (Accumulation Share Class)

Investment Objective

Long term growth of your investment.

Investment Approach

The investment team believes that high-quality companies can generate superior returns over the long term. Such companies are typically built on dominant market positions, underpinned by powerful, hard to replicate intangible assets that can generate high, unlevered returns on operating capital and strong free cash flows. Other characteristics are recurring revenue streams, pricing power, low capital intensity and organic growth.

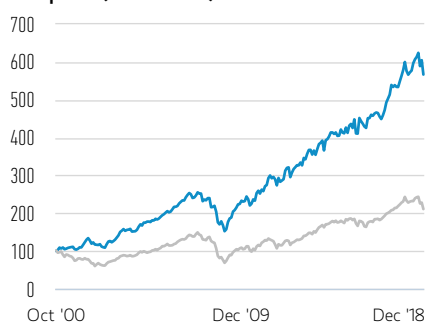
Investment Team

	JOINED FIRM	YEARS OF INVESTMENT EXPERIENCE
William Lock, Head of International Equity Team	1994	27
Bruno Paulson, Managing Director	2009	25
Dirk Hoffmann-Becking, Executive Director	2013	21
Nic Sochovsky, Executive Director	2015	21
Vladimir A. Demine, Executive Director	2009	17
Nathan Wong, Executive Director	2017	19
Marcus Watson, Executive Director	2008	11
Alex Gabriele, Executive Director	2012	10
Richard Perrott, Vice President	2015	13

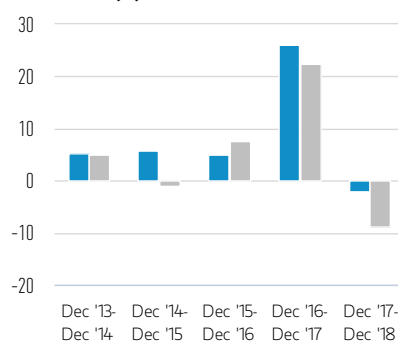
Team members may be subject to change at any time without notice. The investment team took over management of the fund in June 2009.

Class I Shares (% net of fees) vs. Index in USD

Performance of 100 USD Invested Since Inception (Cash Value)



12 Month Performance Periods to Latest Month End (%)



— Class I Shares
— MSCI World Net Index

■ Class I Shares
■ MSCI World Net Index

Investment Performance (% net of fees) in USD

	Cumulative (%)				Annualised (% p.a.)			
	1 M	3 M	YTD	1 YR	3 YR	5 YR	10 YR	INCEPTION
Class I Shares	-6.28	-9.21	-2.04	-2.04	9.07	7.65	12.25	10.02
MSCI World Net Index	-7.60	-13.42	-8.71	-8.71	6.30	4.56	9.67	4.19

Calendar Year Returns (%)

	2018	2017	2016	2015	2014	2013	2012
Class I Shares	-2.04	26.00	5.11	5.72	5.39	20.08	14.05
MSCI World Net Index	-8.71	22.40	7.51	-0.87	4.94	26.68	15.83

Past performance is not a reliable indicator of future results. Returns may increase or decrease as a result of currency fluctuations. All performance data is calculated NAV to NAV, net of fees, and does not take account of commissions and costs incurred on the issue and redemption of units. The sources for all performance and Index data is Morgan Stanley Investment Management.

Investors should read the Key Investor Information Document and Prospectus before investing.



MORNINGSTAR OVERALL RATING*
EAA FUND SECTOR EQUITY CONSUMER
GOODS & SERVICES
CLASS I SHARES

Out of 298 Funds. Based on Risk Adjusted Return. Class I Shares: 3yr. rating 5 Stars; 5yr. rating 5 Stars; 10yr. rating 5 Stars.

Share Class

	CLASS I
Currency	U.S. dollars
ISIN	LU0119620176
Bloomberg	MORGRI LX
Inception Date	30 October 2000
NAV	\$ 141.75

Fund Facts

Launch date	30 October 2000
Base currency	U.S. dollars
Index	MSCI World Net Index
Total assets	\$ 10.2 billion
Structure	Luxembourg SICAV

Charges (%)

	CLASS I
Max Entry Charge	3.00
Ongoing Charges	0.94
Management Fee	0.75

Entry Charge is a maximum possible figure. In some cases you might pay less, you can find this out from your financial adviser. Ongoing Charges reflect the payments and expenses incurred during the fund's operation and are deducted from the assets of the fund over the period. It includes fees paid for investment management (Management Fee), trustee/custodian, and administration charges. For more information please see the Charges and Expenses section of the prospectus.

Subscriptions (USD)

	CLASS I
Minimum Initial Investment	0
Minimum Subsequent Investment	0

Statistics

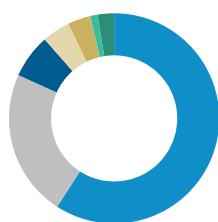
(3 Year annualised)

	CLASS I	INDEX
Excess Return (%)	2.76	--
Alpha (%)	4.08	--
Beta	0.75	1.00
Information ratio	0.50	--
R squared	0.72	1.00
Tracking error (%)	5.57	--
Volatility (Standard deviation) (%)	9.32	10.53

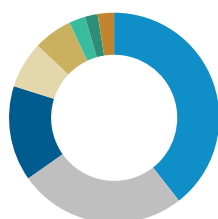
Characteristics

	FUND	INDEX
Active share (%)	92.83	--
Number of holdings	29	1,633
Free cash flow yield (Next 12 Months) (%) ¹	5.06	6.27
Price/earnings (Next 12 months)	18.95	13.47
Dividend Yield (Next 12 Months) (%)	2.39	2.94

¹ Financials and Real Estate sectors are excluded from characteristics where income statement, balance sheet, or cash flow statement ratios are not economically meaningful.

Top Countries (% of Total Net Assets)²

	FUND	INDEX
United States	59.15	61.71
United Kingdom	22.61	5.91
France	6.79	3.88
Germany	4.28	3.10
Netherlands	3.53	1.20
Italy	1.13	0.79
Cash & equivalents	2.52	--
Total	100.00	--

Sector Allocation (% of Total Net Assets)^{2,3}

	FUND	INDEX
Consumer Staples	39.45	8.66
Information Technology	25.78	14.93
Health Care	14.64	13.36
Communication Services	7.20	8.29
Industrials	5.96	10.93
Financials	2.50	16.20
Consumer Discretionary	1.95	10.44
Cash & equivalents	2.52	--
Total	100.00	--

Top Holdings (% of Total Net Assets)⁴

	FUND	INDEX
Reckitt Benckiser plc	8.39	0.14
Twenty-First Century Fox Inc	7.20	0.20
Microsoft Corp	7.08	2.07
Unilever plc	5.24	0.17
Visa Inc	4.84	0.66
Sap Se	4.28	0.27
Accenture plc	4.17	0.25
Philip Morris Inc	3.85	0.29
Coca-Cola Company	3.82	0.54
Baxter International Inc	3.72	0.09
Total	52.59	--

² May not sum to 100% due to rounding.

³ For additional information regarding sector classification/definitions please visit www.msci.com/gics and the glossary at www.morganstanley.com/im.

⁴ These securities and percentage allocations are only for illustrative purposes and do not constitute, and should not be construed as, investment advice or recommendations with respect to the securities or investments mentioned.

Please refer to the Prospectus for full risk disclosures, available at www.morganstanleyinvestmentfunds.com. All data as of 31.12.2018 and subject to change daily.

DEFINITIONS

Active Share is a measure of the percentage of stock holdings in a manager's portfolio that differ from the benchmark index (based on holdings and weight of holdings). Active Share scores range from 0%-100%. A score of 100% means you are completely different from the benchmark. Active Share calculation may consolidate holdings with the same economic exposure. **Alpha** (Jensen's) is a risk-adjusted performance measure that represents the average return on a portfolio or investment above or below that predicted by the capital asset pricing model (CAPM) given the portfolio's or investment's beta and the average market return. Prior to 6/30/2018 Alpha was calculated as the excess return of the fund versus benchmark. **Beta** is a measure of the relative volatility of a fund to the market's upward or downward movements. A beta greater than 1.0 identifies an issue or fund that will move more than the market, while a beta less than 1.0 identifies an issue or fund that will move less than the market. The Beta of the Market is always equal to 1. **Bloomberg** stands for 'Bloomberg Global Identifier (BGGID)'. This is a unique 12 digit alphanumeric code designed to enable the identification of securities, such as the Morgan Stanley Investment Funds sub-funds at share class level, on a Bloomberg Terminal. The Bloomberg Terminal, a system

Share Class I Risk and Reward Profile

Lower Risk

Higher Risk



Potentially Lower Rewards

Potentially Higher Rewards

The risk and reward category shown is based on historic data.

- Historic figures are only a guide and may not be a reliable indicator of what may happen in the future.
- As such this category may change in the future.
- The higher the category, the greater the potential reward, but also the greater the risk of losing the investment. Category 1 does not indicate a risk free investment.
- The fund is in this category because it invests in company shares and the fund's simulated and/or realised return has experienced high rises and falls historically.
- The fund may be impacted by movements in the exchange rates between the fund's currency and the currencies of the fund's investments.

This rating does not take into account other risk factors which should be considered before investing, these include:

- The fund relies on other parties to fulfill certain services, investments or transactions. If these parties become insolvent, it may expose the fund to financial loss.
- There may be an insufficient number of buyers or sellers which may affect the fund's ability to buy or sell securities.
- Investment in China A-Shares via Shanghai-Hong Kong and Shenzhen-Hong Kong Stock Connect programs may also entail additional risks, such as risks linked to the ownership of shares.
- Past performance is not a reliable indicator of future results. Returns may increase or decrease as a result of currency fluctuations. The value of investments and the income from them can go down as well as up and investors may lose all or a substantial portion of his or her investment.
- The value of the investments and the income from them will vary and there can be no assurance that the Fund will achieve its investment objectives.
- Investments may be in a variety of currencies and therefore changes in rates of exchange between currencies may cause the value of investments to decrease or increase. Furthermore, the value of investments may be adversely affected by fluctuations in exchange rates between the investor's reference currency and the base currency of the investments.

Additional I Share Classes

	CURRENCY	LAUNCH	ISIN	BLOOMBERG
IH (EUR)	EUR	10.02.2016	LU0346800435	MORGBIH LX

provided by Bloomberg L.P., enables analysts to access and analyse real-time financial market data. Each Bloomberg code starts with the same BBG prefix, followed by nine further characters that we list here in this guide for each share class of each fund. **Cash & Equivalents** are defined as the value of assets that can be converted into cash immediately. These include commercial paper, open FX transactions, Treasury bills and other short-term instruments. Such instruments are considered cash equivalents because they are deemed liquid and not subject to significant risk of changes in values. **Dividend yield** is the ratio between how much a company pays out in dividends each year relative to its share price. **Excess Return** or value added (positive or negative) is the portfolio's return relative to the return of the benchmark. **Free cash flow yield (Next 12 months)** is a financial ratio that measures a company's operating free cash flow minus its capital expenditures per share and dividing by its price per share. Free cash flow yield ratio is calculated by using the underlying securities of the fund. **Information ratio** is the portfolio's alpha or excess return per unit of risk, as measured by tracking error, versus the portfolio's benchmark. **ISIN** is the international securities identification number (ISIN), a 12 digit code consisting of numbers and letters that distinctly identifies securities. **NAV** is the Net Asset Value per share of the Fund (NAV), which represents the value of the assets of a fund less its liabilities. **Number of holdings**

provided are a typical range, not a maximum number. The portfolio may exceed this from time to time due to market conditions and outstanding trades. **Price/earnings (P/E)** is the price of a stock divided by its earnings per share for the past 12 months. Sometimes called the multiple, P/E gives investors an idea of how much they are paying for a company's earning power. The higher the P/E, the more investors are paying, and therefore the more earnings growth they are expecting. **R squared** measures how well an investment's returns correlate to an index. An R squared of 1.00 means the portfolio performance is 100% correlated to the index's, whereas a low R squared means that the portfolio performance is less correlated to the index's. **Tracking error** is the standard deviation of the difference between the returns of an investment and its benchmark. **Volatility (Standard deviation)** measures how widely individual performance returns, within a performance series, are dispersed from the average or mean value.

INDEX INFORMATION

The **MSCI World Net Index** is a free float adjusted market capitalization weighted index that is designed to measure the global equity market performance of developed markets. The term "free float" represents the portion of shares outstanding that are deemed to be available for purchase in the public equity markets by investors. The performance of the Index is listed in U.S. dollars and assumes reinvestment of net dividends. The index is unmanaged and does not include any expenses, fees or sales charges. It is not possible to invest directly in an index.

DISTRIBUTION

This communication is only intended for and will only be distributed to persons resident in jurisdictions where such distribution or availability would not be contrary to local laws or regulations. In particular, the Shares are not for distribution to US persons.

Ireland: Morgan Stanley Investment Management (Ireland) Limited. Registered Office: The Observatory, 7-11 Sir John Rogerson's, Quay, Dublin 2, Ireland. Registered in Ireland under company number 616662. Regulated by the Central Bank of Ireland. **United Kingdom:** Morgan Stanley Investment Management Limited is authorised and regulated by the Financial Conduct Authority. Registered in England. Registered No. 1981121. Registered Office: 25 Cabot Square, Canary Wharf, London E14 4QA. **Dubai:** Morgan Stanley Investment Management Limited (Representative Office, Unit Precinct 3-7th Floor-Unit 701 and 702, Level 7, Gate Precinct Building 3, Dubai International Financial Centre, Dubai, 506501, United Arab Emirates. Telephone: +97 (0)14 709 7158). **Germany:** Morgan Stanley Investment Management Limited Niederlassung Deutschland 4th Floor Junghofstrasse 18-26, 60311 Frankfurt am Main, Germany (Gattung: Zweigniederlassung (FDI) gem. § 53b KWG). **Italy:** Morgan Stanley Investment Management Limited, Milan Branch (Sede Secondaria di Milano) is a branch of Morgan Stanley Investment Management Limited, a company registered in the UK, authorised and regulated by the Financial Conduct Authority (FCA), and whose registered office is at 25 Cabot Square, Canary Wharf, London, E14 4QA. Morgan Stanley Investment Management Limited Milan Branch (Sede Secondaria di Milano) with seat in Palazzo Serbelloni Corso Venezia, 16 20121 Milano, Italy, is registered in Italy with company number and VAT number 08829360968. **The Netherlands:** Morgan Stanley Investment Management, Rembrandt Tower, 11th Floor Amstelplein 1 1096HA, Netherlands. Telephone: 31 2-0462-1300. Morgan Stanley Investment Management is a branch office of Morgan Stanley Investment Management Limited. Morgan Stanley Investment Management Limited is authorised and regulated by the Financial Conduct Authority in the United Kingdom. **Switzerland:** Morgan Stanley & Co. International plc, London, Zurich Branch Authorised and regulated by the Eidgenössische Finanzmarktaufsicht ("FINMA"). Registered with the Register of Commerce Zurich CHE-115.415.770. Registered Office: Beethovenstrasse 33, 8002 Zurich, Switzerland, Telephone +41 (0) 44 588 1000. Facsimile Fax: +41(0) 44 588 1074.

Australia: This publication is disseminated in Australia by Morgan Stanley Investment Management (Australia) Pty Limited ACN: 122040037, AFSL No. 314182, which accepts responsibility for its contents. This publication, and any access to it, is intended only for "wholesale clients" within the meaning of the Australian Corporations Act. **Hong Kong:** This document has been issued by Morgan Stanley Asia Limited for use in Hong Kong and shall only be made available to "professional investors" as defined under the Securities and Futures Ordinance of Hong Kong (Cap 571). The contents of this document have not been reviewed nor approved by any regulatory authority including the Securities and Futures Commission in Hong Kong. Accordingly, save where an exemption is available under the relevant law, this document shall not be issued, circulated, distributed, directed at, or made available to, the public in Hong Kong. **Singapore:** This document should not be considered to be the subject of an invitation for subscription or purchase, whether directly or indirectly, to the public or any member of the public in Singapore other than (i) to an institutional investor under section 304 of the Securities and Futures Act, Chapter 289 of Singapore

("SFA"), (ii) to a "relevant person" (which includes an accredited investor) pursuant to section 305 of the SFA, and such distribution is in accordance with the conditions specified in section 305 of the SFA; or (iii) otherwise pursuant to, and in accordance with the conditions of, any other applicable provision of the SFA. In particular, for investment funds that are not authorized or recognized by the MAS, units in such funds are not allowed to be offered to the retail public; any written material issued to persons as aforementioned in connection with an offer is not a prospectus as defined in the SFA and, accordingly, statutory liability under the SFA in relation to the content of prospectuses does not apply, and investors should consider carefully whether the investment is suitable for them. This material has not been reviewed by the Monetary Authority of Singapore.

IMPORTANT INFORMATION

EMEA: This marketing communication has been issued by Morgan Stanley Investment Management (Ireland) Limited. Registered Office: The Observatory, 7-11 Sir John Rogerson's, Quay, Dublin 2, Ireland. Registered in Ireland under company number 616662. Authorised and regulated by Central Bank of Ireland. ("MSIM Ireland").

This document contains information relating to the sub-fund ("Fund") of Morgan Stanley Investment Funds, a Luxembourg domiciled Société d'Investissement à Capital Variable. Morgan Stanley Investment Funds (the "Company") is registered in the Grand Duchy of Luxembourg as an undertaking for collective investment pursuant to Part 1 of the Law of 17th December 2010, as amended. The Company is an Undertaking for Collective Investment in Transferable Securities ("UCITS").

Applications for shares in the Fund should not be made without first consulting the current Prospectus, Key Investor Information Document ("KIID"), Annual Report and Semi-Annual Report ("Offering Documents"), or other documents available in your local jurisdiction which is available free of charge from the Registered Office: European Bank and Business Centre, 6B route de Trèves, L-2633 Senningerberg, R.C.S. Luxembourg B 29 192. In addition, all Italian investors should refer to the 'Extended Application Form', and all Hong Kong investors should refer to the 'Additional Information for Hong Kong Investors' section, outlined within the Prospectus. Copies of the Prospectus, KIID, the Articles of Incorporation and the annual and semi-annual reports, in German, and further information can be obtained free of charge from the representative in Switzerland. The representative in Switzerland is Carnegie Fund Services S.A., 11, rue du Général-Dufour, 1204 Geneva. The paying agent in Switzerland is Banque Cantonale de Genève, 17, quai de l'Île, 1204 Geneva. The document has been prepared solely for informational purposes and does not constitute an offer or a recommendation to buy or sell any particular security or to adopt any specific investment strategy.

Any index referred to herein is the intellectual property (including registered trademarks) of the applicable licensor. Any product based on an index is in no way sponsored, endorsed, sold or promoted by the applicable licensor and it shall not have any liability with respect thereto.

All investments involve risks, including the possible loss of principal. The material contained herein has not been based on a consideration of any individual client circumstances and is not investment advice, nor should it be construed in any way as tax, accounting, legal or regulatory advice. To that end, investors should seek independent legal and financial advice, including advice as to tax consequences, before making any investment decision.

The information contained in this communication is not a research recommendation or 'investment research' and is classified as a 'Marketing Communication' in accordance with the applicable European or Swiss regulation. This means that this marketing communication (a) has not been prepared in accordance with legal requirements designed to promote the independence of investment research (b) is not subject to any prohibition on dealing ahead of the dissemination of investment research.

MSIM Ireland has not authorised financial intermediaries to use and to distribute this document, unless such use and distribution is made in accordance with applicable law and regulation. MSIM Ireland shall not be liable for, and accepts no liability for, the use or misuse of this document by any such financial intermediary. If you are a distributor of the Morgan Stanley Investment Funds, some or all of the funds or shares in individual funds may be available for distribution. Please refer to your sub-distribution agreement for these details before forwarding fund information to your clients.

The whole or any part of this work may not be reproduced, copied or transmitted or any of its contents disclosed to third parties without MSIM Ireland's express written consent.

All information contained herein is proprietary and is protected under copyright law.

This document may be translated into other languages. Where such a translation is made this English version remains definitive. If there are any discrepancies between the English version and any version of this document in another language, the English version shall prevail.

*MORNINGSTAR

The Morningstar Rating™ for funds, or "star rating", is calculated for managed products (including mutual funds, variable annuity and variable life subaccounts, exchange-traded funds, closed-end funds, and separate accounts) with at least a three-year history. Exchange-traded funds and open-ended mutual funds are considered a single population for comparative purposes. It is calculated based on a Morningstar Risk-Adjusted Return measure that accounts for variation in a managed product's monthly excess performance, placing more emphasis on downward variations and rewarding consistent performance. The top 10% of products in each product category receive 5 stars, the next 22.5% receive 4 stars, the next 35% receive 3 stars, the next 22.5% receive 2 stars, and the bottom 10% receive 1 star. The Overall Morningstar Rating for a managed product is derived from a weighted average of the performance figures associated with its three-, five-, and 10-year (if applicable) Morningstar Rating metrics. The weights are: 100% three-year rating for 36-59 months of total returns, 60% five-year rating/40% three-year rating for 60-119 months

of total returns, and 50% 10-year rating/30% five-year rating/20% three-year rating for 120 or more months of total returns. While the 10-year overall star rating formula seems to give the most weight to the 10-year period, the most recent three-year period actually has the greatest impact because it is included in all three rating periods. Ratings do not take into account sales loads.

The **Europe/Asia and South Africa category (EAA)** includes funds domiciled in European markets, major cross-border Asian markets where material numbers of European UCITS funds are available (principally Hong Kong, Singapore and Taiwan), South Africa, and selected other Asian and African markets where Morningstar believes it is of benefit to investors for the funds to be included in the EAA classification system.

© 2019 Morningstar. All Rights Reserved. The information contained herein: (1) is proprietary to Morningstar and/or its content providers; (2) may not be copied or distributed; and (3) is not warranted to be accurate, complete or timely. Neither Morningstar nor its content providers are responsible for any damages or losses arising from any use of this information. **Past performance is no guarantee of future results.**