

Morgan Stanley Investment Funds

Euro Strategic Bond Fund - Z Shares (Accumulation Share Class)

Investment Objective

To generate income and the long term growth of your investment.

Investment Approach

Seeks to provide an attractive rate of relative return, measured in Euro, through investment primarily in issues of Euro denominated fixed income securities whether issued by corporations, government or government guaranteed issuers. The Fund may, on an ancillary basis, invest in non-euro denominated fixed income securities. Non-Euro currency exposure may be hedged back to the Euro.

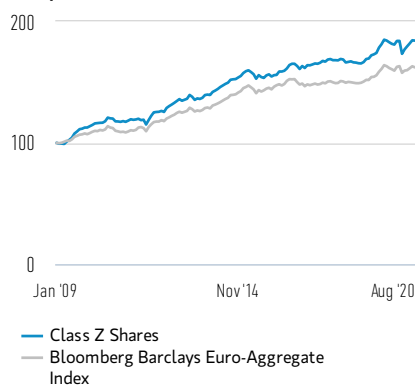
Investment Team

	JOINED FIRM	YEARS OF INVESTMENT EXPERIENCE
Leon Grenyer, Managing Director	2002	24
Richard Ford, Managing Director	1991	29
Richard Class, Managing Director	2009	20

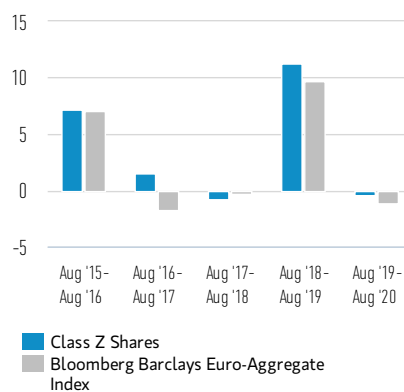
Team members may be subject to change at any time without notice.

Class Z Shares (% net of fees) vs. Index in EUR

Performance of 100 EUR Invested Since Inception (Cash Value)



12 Month Performance Periods to Latest Month End (%)



Investment Performance (% net of fees) in EUR

	Cumulative (%)				Annualised (% p.a.)			
	1 M	3 M	YTD	1 YR	3 YR	5 YR	10 YR	INCEPTION
Class Z Shares	-0.15	2.63	1.81	-0.41	3.22	3.63	4.31	5.40
Bloomberg Barclays Euro-Aggregate Index	-0.54	1.46	1.72	-1.09	2.74	2.66	3.62	4.25

Calendar Year Returns (%)

	2019	2018	2017	2016	2015	2014	2013
Class Z Shares	8.65	-0.93	2.97	5.56	-0.28	11.25	2.50
Bloomberg Barclays Euro-Aggregate Index	5.98	0.41	0.68	3.32	1.00	11.10	2.17

Past performance is not a reliable indicator of future results. Returns may increase or decrease as a result of currency fluctuations. All performance data is calculated NAV to NAV, net of fees, and does not take account of commissions and costs incurred on the issue and redemption of units. The sources for all performance and Index data is Morgan Stanley Investment Management.

The Blended Index performance shown is calculated using the MSCI Euro Debt Index from inception through 30 April 2007 and the Bloomberg Barclays Euro-Aggregate Index thereafter.



MORNINGSTAR OVERALL RATING*

EAA FUND EUR FLEXIBLE BOND

CLASS Z SHARES

Out of 428 Funds. Based on Risk Adjusted Return. Class Z Shares: 3yr. rating 5 Stars; 5yr. rating 5 Stars; 10yr. rating 4 Stars.

Share Class

	CLASS Z
Currency	Euro
ISIN	LU0360476740
Bloomberg	MORIEAZ LX
Inception date	21 January 2009
Net asset value	€ 46.04

Fund Facts

Launch date	01 February 1991
Base currency	Euro
Index	Bloomberg Barclays Euro-Aggregate Index
Total net assets	€ 1.7 billion
Structure	Luxembourg SICAV

Charges (%)

	CLASS Z
Max Entry Charge	1.00
Ongoing Charges	0.60
Management Fee	0.45

Entry Charge is a maximum possible figure. In some cases you might pay less, you can find this out from your financial adviser. Ongoing Charges reflect the payments and expenses incurred during the fund's operation and are deducted from the assets of the fund over the period. It includes fees paid for investment management (Management Fee), trustee/custodian, and administration charges. For more information please see the Charges and Expenses section of the prospectus.

Subscriptions (USD)

	CLASS Z
Minimum initial investment	0
Minimum subsequent investment	0

Statistics

(3 Year Annualised)	CLASS Z	INDEX
Excess Return (%)	0.48	--
Alpha (%)	-0.37	--
Beta	1.27	--
Information ratio	0.24	--
R squared	0.88	--
Sharpe ratio	0.73	0.86
Tracking error (%)	1.97	--
Volatility (Standard deviation) (%)	4.86	3.58

Characteristics

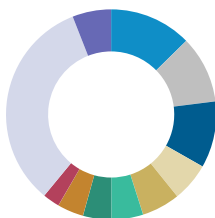
	FUND	INDEX
Duration (years)	7.71	7.42
Average yield to maturity (%)	0.94	0.10
Number of holdings	461	5,881

Sector Allocation (% of Total Net Assets)^{1,2}

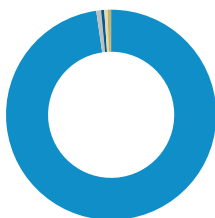
	PORTFOLIO
Treasuries	33.15
Sovereign	6.82
Government Related	14.33
Investment Grade Corporates	24.57
Industrial	8.77
Financial Institutions	13.35
Utility	2.45
High Yield Corporates	5.77
NR Corporates	0.28
Covered	7.70
Convertibles	0.54
Non-Agency RMBS	0.50
ABS	0.40
Credit Default Swaps	-0.36
ETFs	0.54
Cash & Equivalents	5.74

Top Countries (% of Total Net Assets)¹

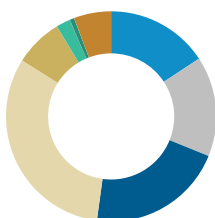
	FUND
Italy	12.66
France	10.35
Spain	10.22
Germany	5.95
U.S.	5.89
Netherlands	4.88
Australia	4.36
United Kingdom	4.04
Belgium	2.61
Other	33.06
Cash	5.95

**Currency Allocation (% of Total Net Assets)¹**

	FUND
Euro	100.19
Norwegian Krone	0.75
Mexican New Peso	0.51
Polish Zloty New	0.50
South Africa Rand	0.43
Russian Ruble	0.10
Australian Dollar	0.02
Swiss Franc	0.01
New Zealand Dollar	0.01
Swedish Krona	-0.04
Other	-2.49

**Quality Distribution (% of Total Net Assets)^{1,3}**

	FUND
AAA	15.75
AA	15.40
A	21.03
BBB	31.76
BB	7.43
B	2.20
Not Rated	0.69
Cash	5.74



Please refer to the Prospectus for full risk disclosures, available at www.morganstanleyinvestmentfunds.com. All data as of 31.08.2020 and subject to change daily.

Share Class Z Risk and Reward Profile

Lower Risk Higher Risk



Potentially Lower Rewards

Potentially Higher Rewards

The risk and reward category shown is based on historic data.

- Historic figures are only a guide and may not be a reliable indicator of what may happen in the future.
 - As such this category may change in the future.
 - The higher the category, the greater the potential reward, but also the greater the risk of losing the investment. Category 1 does not indicate a risk free investment.
 - The fund is in this category because it invests in fixed income securities and the fund's simulated and/or realised return has experienced medium rises and falls historically.
 - The fund may be impacted by movements in the exchange rates between the fund's currency and the currencies of the fund's investments.
- This rating does not take into account other risk factors which should be considered before investing, these include:
- The value of bonds are likely to decrease if interest rates rise and vice versa.
 - The value of financial derivative instruments are highly sensitive and may result in losses in excess of the amount invested by the Sub-Fund.
 - Issuers may not be able to repay their debts, if this happens the value of your investment will decrease. This risk is higher where the fund invests in a bond with a lower credit rating.
 - The fund relies on other parties to fulfill certain services, investments or transactions. If these parties become insolvent, it may expose the fund to financial loss.
 - There may be an insufficient number of buyers or sellers which may affect the funds ability to buy or sell securities.
 - Investment in Fixed Income Securities via the China Interbank Bond Market may also entail additional risks, such as counterparty and liquidity risk.
 - Past performance is not a reliable indicator of future results. Returns may increase or decrease as a result of currency fluctuations. The value of investments and the income from them can go down as well as up and investors may lose all or a substantial portion of his or her investment.
 - The value of the investments and the income from them will vary and there can be no assurance that the Fund will achieve its investment objectives.
 - Investments may be in a variety of currencies and therefore changes in rates of exchange between currencies may cause the value of investments to decrease or increase. Furthermore, the value of investments may be adversely affected by fluctuations in exchange rates between the investor's reference currency and the base currency of the investments.

¹May not sum to 100% due to the exclusion of other assets and liabilities.

²For additional information regarding sector classification/definitions please visit www.msci.com/gics and the glossary at www.morganstanley.com/im.

³Quality distribution data for securities is sourced from Fitch, Moody's and S&P. Where the credit ratings for individual securities differ between the three ratings agencies, the 'highest' rating is applied. The rating of credit default swaps is based on the 'highest' rating of the underlying reference bond. 'Cash' includes investments in short term instruments, including investments in Morgan Stanley liquidity funds.

DEFINITIONS

Alpha (Jensen's) is a risk-adjusted performance measure that represents the average return on a portfolio or investment above or below that predicted by the capital asset pricing model (CAPM) given the portfolio's or investment's beta and the average market return. Prior to 6/30/2018 Alpha was calculated as the excess return of the fund versus benchmark. **Average yield to maturity** measures the annual return on interest-bearing securities. In this it is assumed that they will be held to maturity. This metric includes both the coupon payments received during the term of the security and the repayment of the capital on maturity. **Beta** is a measure of the relative volatility of a fund to the market's upward or downward movements. A beta greater than 1.0 identifies an issue or fund that will move more than the market, while a beta less than 1.0 identifies an issue or fund that will move less than the market. The Beta of the Market is always equal to 1. **Bloomberg** stands for 'Bloomberg Global Identifier (BBGID)'. This is a unique 12 digit alphanumeric code designed to enable the identification of securities, such as the Morgan Stanley Investment Funds sub-funds at share class level, on a Bloomberg Terminal. The Bloomberg Terminal, a system provided by Bloomberg L.P., enables analysts to access and analyse real-time financial market data. Each Bloomberg code starts with the same BBG prefix, followed by nine further characters that we list here in this guide for each share class of each fund. **Cash & Equivalents** are defined as the value of assets that can be converted into cash immediately. These include commercial paper, open FX transactions, Treasury bills and other short-term instruments. Such instruments are considered cash equivalents because they are deemed liquid and not subject to significant risk of changes in values. **Duration** is a measure of the sensitivity of the price (the value of principal) of a fixed-income investment to a change in interest rates. Duration is expressed as a number of years. Rising interest rates mean falling bond prices, while declining interest rates mean rising bond prices. **Excess Return** or value added (positive or negative) is the portfolio's return relative to the return of the benchmark. **Information ratio** is the portfolio's alpha or excess return per unit of risk, as measured by tracking error, versus the portfolio's benchmark. **ISIN** is the international securities identification number (ISIN), a 12 digit code consisting of numbers and letters that distinctly identifies securities. **NAV** is the Net Asset Value per share of the Fund (NAV), which represents the value of the assets of a fund less its liabilities. **Number of holdings** provided are a typical range, not a maximum number. The portfolio may exceed this from time to time due to market conditions and outstanding trades. **R squared** measures how well an investment's returns correlate to an index. An R squared of 1.00 means the portfolio performance is 100% correlated to the index's, whereas a low r-squared means that the portfolio performance is less correlated to the index's. **Sharpe ratio** is a risk-adjusted measure calculated as the ratio of excess return to standard deviation. The Sharpe ratio determines reward per unit of risk. The higher the Sharpe ratio, the better the historical risk-adjusted performance. **Tracking error** is the standard deviation of the difference between the returns of an investment and its benchmark. **Volatility (Standard deviation)** measures how widely individual performance returns, within a performance series, are dispersed from the average or mean value.

INDEX INFORMATION

The **Bloomberg Barclays Euro Aggregate Bond Index** is a benchmark that measures the investment grade, euro-denominated, fixed-rate bond market, including treasuries, government-related, corporate and securitized issues. Inclusion is based on currency denomination of a bond and not country of risk of the issuer.

MSCI Euro Debt Index is a broad-based benchmark for the sovereign and credit bond markets. It includes fixed rate debt denominated in the euro, or the various European Economic and Monetary Union (EMU) currencies, and rates as investment grade.

DISTRIBUTION

This communication is only intended for and will only be distributed to persons resident in jurisdictions where such distribution or availability would not be contrary to local laws or regulations. In particular, the Shares are not for distribution to US persons.

Ireland: Morgan Stanley Investment Management (Ireland) Limited. Registered Office: The Observatory, 7-11 Sir John Rogerson's Quay, Dublin 2, Ireland. Registered in Ireland under company number 616662. Regulated by the Central Bank of Ireland. **United Kingdom:** Morgan Stanley Investment Management Limited is authorised and regulated by the Financial Conduct Authority. Registered in England. Registered No. 1981121. Registered Office: 25 Cabot Square, Canary Wharf, London E14 4QA. **Dubai:** Morgan Stanley Investment Management Limited (Representative Office, Unit Precinct 3-7th Floor: Unit 701 and 702, Level 7, Gate Precinct Building 3, Dubai International Financial Centre, Dubai, 506501, United Arab Emirates. Telephone: +97 (0)14 709 7158). **Italy:** Morgan Stanley Investment Management Limited, Milan Branch (Sede Secondaria di Milano) is a branch of Morgan Stanley Investment Management Limited, a company

registered in the UK, authorised and regulated by the Financial Conduct Authority (FCA), and whose registered office is at 25 Cabot Square, Canary Wharf, London, E14 4QA. Morgan Stanley Investment Management Limited Milan Branch (Sede Secondaria di Milano) with seat in Palazzo Serbelloni Corso Venezia, 16 20121 Milano, Italy, is registered in Italy with company number and VAT number 08829360968. **The Netherlands:** Morgan Stanley Investment Management, Rembrandt Tower, 11th Floor Amstelplein 1 1096HA, Netherlands. Telephone: 31 2-0462-1300. Morgan Stanley Investment Management is a branch office of Morgan Stanley Investment Management Limited. Morgan Stanley Investment Management Limited is authorised and regulated by the Financial Conduct Authority in the United Kingdom. **Switzerland:** Morgan Stanley & Co. International plc, London, Zurich Branch Authorised and regulated by the Eidgenössische Finanzmarktaufsicht ("FINMA"). Registered with the Register of Commerce Zurich CHE-115415.770. Registered Office: Beethovenstrasse 33, 8002 Zurich, Switzerland, Telephone +41 (0) 44 588 1000. Facsimile Fax: +41(0) 44 588 1074.

Australia: This publication is disseminated in Australia by Morgan Stanley Investment Management (Australia) Pty Limited ACN: 122040037, AFSL No. 314182, which accepts responsibility for its contents. This publication, and any access to it, is intended only for 'wholesale clients' within the meaning of the Australian Corporations Act. **Hong Kong:** This document has been issued by Morgan Stanley Asia Limited for use in Hong Kong and shall only be made available to "professional investors" as defined under the Securities and Futures Ordinance of Hong Kong (Cap 571). The contents of this document have not been reviewed nor approved by any regulatory authority including the Securities and Futures Commission in Hong Kong. Accordingly, save where an exemption is available under the relevant law, this document shall not be issued, circulated, distributed, directed at, or made available to, the public in Hong Kong. **Singapore:** This publication should not be considered to be the subject of an invitation for subscription or purchase, whether directly or indirectly, to the public or any member of the public in Singapore other than (i) to an institutional investor under section 304 of the Securities and Futures Act, Chapter 289 of Singapore ("SFA"), (ii) to a "relevant person" (which includes an accredited investor) pursuant to section 305 of the SFA, and such distribution is in accordance with the conditions specified in section 305 of the SFA; or (iii) otherwise pursuant to, and in accordance with the conditions of, any other applicable provision of the SFA. In particular, for investment funds that are not authorized or recognized by the MAS, units in such funds are not allowed to be offered to the retail public; any written material issued to persons as aforementioned in connection with an offer is not a prospectus as defined in the SFA and, accordingly, statutory liability under the SFA in relation to the content of prospectuses does not apply, and investors should consider carefully whether the investment is suitable for them. This publication has not been reviewed by the Monetary Authority of Singapore.

IMPORTANT INFORMATION

EMEA: This marketing communication has been issued by Morgan Stanley Investment Management Limited ("MSIM"). Authorised and regulated by the Financial Conduct Authority. Registered in England No. 1981121. Registered Office: 25 Cabot Square, Canary Wharf, London E14 4QA.

This document contains information relating to the sub-fund ("Fund") of Morgan Stanley Investment Funds, a Luxembourg domiciled Société d'Investissement à Capital Variable. Morgan Stanley Investment Funds (the "Company") is registered in the Grand Duchy of Luxembourg as an undertaking for collective investment pursuant to Part 1 of the Law of 17th December 2010, as amended. The Company is an Undertaking for Collective Investment in Transferable Securities ("UCITS").

Applications for shares in the Fund should not be made without first consulting the current Prospectus, Key Investor Information Document ("KIID"), Annual Report and Semi-Annual Report ("Offering Documents"), or other documents available in your local jurisdiction which is available free of charge from the Registered Office: European Bank and Business Centre, 6B route de Trèves, L-2633 Senningerberg, R.C.S. Luxembourg B 29 192. In addition, all Italian investors should refer to the 'Extended Application Form', and all Hong Kong investors should refer to the 'Additional Information for Hong Kong Investors' section, outlined within the Prospectus. Copies of the Prospectus, KIID, the Articles of Incorporation and the annual and semi-annual reports, in German, and further information can be obtained free of charge from the representative in Switzerland. The representative in Switzerland is Carnegie Fund Services S.A., 11, rue du Général-Dufour, 1204 Geneva. The paying agent in Switzerland is Banque Cantonale de Genève, 17, quai de l'île, 1204 Geneva. The document has been prepared solely for informational purposes and does not constitute an offer or a recommendation to buy or sell any particular security or to adopt any specific investment strategy.

Any index referred to herein is the intellectual property (including registered trademarks) of the applicable licensor. Any product based on an index is in no way sponsored, endorsed, sold or promoted by the applicable licensor and it shall not have any liability with respect thereto.

All investments involve risks, including the possible loss of principal. The material contained herein has not been based on a consideration of any individual client circumstances and is not investment advice, nor should it be construed in any way as tax, accounting, legal or regulatory advice. To that end, investors should seek independent legal and financial advice, including advice as to tax consequences, before making any investment decision.

The information contained in this communication is not a research recommendation or 'investment research' and is classified as a 'Marketing Communication' in accordance with the applicable European or Swiss regulation. This means that this marketing communication (a) has not been prepared in accordance with legal requirements designed to promote the independence of investment research (b) is not subject to any prohibition on dealing ahead of the dissemination of investment research.

MSIM has not authorised financial intermediaries to use and to distribute this document, unless such use and distribution is made in accordance with applicable law and regulation. MSIM shall not be liable for, and accepts no liability for, the use or misuse of this document by any such financial intermediary. If you are a distributor of the Morgan Stanley Investment Funds, some or all of the funds or shares in individual funds may be available for distribution. Please refer to your sub-distribution agreement for these details before forwarding fund information to your clients.

The whole or any part of this work may not be reproduced, copied or transmitted or any of its contents disclosed to third parties without MSIM's express written consent.

All information contained herein is proprietary and is protected under copyright law.

This document may be translated into other languages. Where such a translation is made this English version remains definitive. If there are any discrepancies between the English version and any version of this document in another language, the English version shall prevail.

***MORNINGSTAR**

The Morningstar Rating™ for funds, or "star rating", is calculated for

managed products (including mutual funds, variable annuity and variable life subaccounts, exchange-traded funds, closed-end funds, and separate accounts) with at least a three-year history. Exchange-traded funds and open-ended mutual funds are considered a single population for comparative purposes. It is calculated based on a Morningstar Risk-Adjusted Return measure that accounts for variation in a managed product's monthly excess performance, placing more emphasis on downward variations and rewarding consistent performance. The top 10% of products in each product category receive 5 stars, the next 22.5% receive 4 stars, the next 35% receive 3 stars, the next 22.5% receive 2 stars, and the bottom 10% receive 1 star. The Overall Morningstar Rating for a managed product is derived from a weighted average of the performance figures associated with its three-, five-, and 10-year (if applicable) Morningstar Rating metrics. The weights are: 100% three-year rating for 36-59 months of total returns, 60% five-year rating/40% three-year rating for 60-119 months of total returns, and 50% 10-year rating/30% five-year rating/20% three-year rating for 120 or more months of total returns. While the 10-year overall star rating formula seems to give the most weight to the 10-year period, the most recent three-year period actually has the greatest impact because it is included in all three rating periods. Ratings do not take into account sales loads.

The **Europe/Asia and South Africa category (EAA)** includes funds domiciled in European markets, major cross-border Asian markets where material numbers of European UCITS funds are available (principally Hong Kong, Singapore and Taiwan), South Africa, and selected other Asian and African markets where Morningstar believes it is of benefit to investors for the funds to be included in the EAA classification system.

© 2020 Morningstar. All Rights Reserved. The information contained herein: (1) is proprietary to Morningstar and/or its content providers; (2) may not be copied or distributed; and (3) is not warranted to be accurate, complete or timely. Neither Morningstar nor its content providers are responsible for any damages or losses arising from any use of this information. **Past performance is no guarantee of future results.**

July 2020

INFORMATION MEMORANDUM

Morgan Stanley Investment Funds (the "Company")

Société d'investissement à Capital Variable Luxembourg

IMPORTANT

This Singapore information memorandum is authorised for distribution only when accompanied by the Luxembourg prospectus for the Company, as amended or modified from time to time (the "**Prospectus**"). Please read this document and the Prospectus for full information on the Funds (as defined below). Capitalised terms used herein which are not defined shall have the meanings attributed to them in the Prospectus.

The Funds are not authorised or recognised by the Monetary Authority of Singapore ("**MAS**") and shares in the Funds ("**Shares**") are not allowed to be offered to the retail public. Moreover, this Information Memorandum which relates to the offer of Shares in the Funds is not a prospectus as defined in the Securities and Futures Act, Chapter 289 of Singapore, as amended or modified from time to time (the "**SFA**"), and accordingly, statutory liability under the SFA in relation to the content of prospectuses would not apply. You should consider carefully whether the investment is suitable for you.

The Shares are classified as capital markets products other than prescribed capital markets products (as defined in the Securities and Futures (Capital Markets Products) Regulations 2018) and Specified Investment Products (as defined in MAS Notice SFA 04-N12: Notice on the Sale of Investment Products and MAS Notice FAA-N16: Notice on Recommendations on Investment Products).

This Information Memorandum has not been registered as a prospectus by the MAS, and the offer of the Shares is made pursuant to the exemptions under Sections 304 and 305 of the SFA. Accordingly, the Shares may not be offered or sold, nor may the Shares be the subject of an invitation for subscription or purchase, nor may this Information Memorandum or any other document or material in connection with the offer or sale, or invitation for subscription or purchase of the Shares be circulated or distributed, whether directly or indirectly, to any person in Singapore other than under exemptions provided in the SFA for offers made (a) to an institutional investor (as defined in Section 4A of the SFA) pursuant to Section 304 of the SFA, (b) to a relevant person (as defined in Section 305(5) of the SFA), or any person pursuant to an offer referred to in Section 305(2) of the SFA, and in accordance with the conditions specified in Section 305 of the SFA, or (c) otherwise pursuant to, and in accordance with, the conditions of any other applicable provision of the SFA. First sales of the Shares acquired pursuant to Section 304 of the SFA are subject to the requirements under Section 304A of the SFA.

Where the Shares are acquired by persons who are relevant persons specified in Section 305A of the SFA, namely:

- (a) a corporation (which is not an accredited investor (as defined in Section 4A of the SFA)) the sole business of which is to hold investments and the entire share capital of which is owned by one or more individuals, each of whom is an accredited investor; or
- (b) a trust (where the trustee is not an accredited investor) whose sole purpose is to hold

investments and each beneficiary of the trust is an individual who is an accredited investor,

the securities (as defined in Section 2(1) of the SFA) of that corporation or the beneficiaries' rights and interest (howsoever described) in that trust shall not be transferred within six months after that corporation or that trust has acquired the Shares pursuant to an offer made under Section 305 of the SFA except:

- (1) to an institutional investor or to a relevant person as defined in Section 305(5) of the SFA, or which arises from an offer referred to in Section 275(1A) of the SFA (in the case of that corporation) or Section 305A(3)(i)(B) of the SFA (in the case of that trust);
- (2) where no consideration is or will be given for the transfer;
- (3) where the transfer is by operation of law;
- (4) as specified in Section 305A(5) of the SFA; or
- (5) as specified in Regulation 36A of the Securities and Futures (Offers of Investments) (Collective Investment Schemes) Regulations 2005 of Singapore.

Offer of Funds in Singapore

For the purposes of the offer in Singapore to (i) to an institutional investor (as defined in Section 4A of the SFA) pursuant to Section 304 of the SFA, (ii) to a relevant person (as defined in Section 305(5) of the SFA), or any person pursuant to an offer referred to in Section 305(2) of the SFA, and in accordance with the conditions specified in Section 305 of the SFA, only the following Funds shall be available:

Equity Funds

- Morgan Stanley Investment Funds Asia Opportunity Fund (Reference Currency: USD) (the "**Asia Opportunity Fund**")
- Morgan Stanley Investment Funds Asian Equity Fund (Reference Currency: USD) (the "**Asian Equity Fund**")
- Morgan Stanley Investment Funds Asian Property Fund (Reference Currency: USD) (the "**Asian Property Fund**")
- Morgan Stanley Investment Funds China A-shares Fund (Reference Currency: USD) (the "**China A-shares Fund**")
- Morgan Stanley Investment Funds China Equity Fund (Reference Currency: USD) (the "**China Equity Fund**")
- Morgan Stanley Investment Funds Emerging Europe, Middle East and Africa Equity Fund (Reference Currency: Euro) (the "**Emerging Europe, Middle East and Africa Equity Fund**")

- Morgan Stanley Investment Funds Emerging Leaders Equity Fund (Reference Currency: USD) (the "**Emerging Leaders Equity Fund**")
- Morgan Stanley Investment Funds Emerging Markets Equity Fund (Reference Currency: USD) (the "**Emerging Markets Equity Fund**")
- Morgan Stanley Investment Funds Europe Opportunity Fund (Reference Currency: Euro) (the "**Europe Opportunity Fund**")
- Morgan Stanley Investment Funds European Property Fund (Reference Currency: Euro) (the "**European Property Fund**")
- Morgan Stanley Investment Funds Emerging Markets Small Cap Equity Fund (Reference Currency: USD) (the "**Emerging Markets Small Cap Equity Fund** ")
- Morgan Stanley Investment Funds Global Advantage Fund (Reference Currency: USD) (the "**Global Advantage Fund**")
- Morgan Stanley Investment Funds Global Brands Fund (Reference Currency: USD) (the "**Global Brands Fund**")
- Morgan Stanley Investment Funds Global Brands Equity Income Fund (Reference Currency: USD) (the "**Global Brands Equity Income Fund**")
- Morgan Stanley Investment Funds Global Counterpoint Fund (Reference Currency: USD) (the "**Counterpoint Global Fund**")¹
- Morgan Stanley Investment Funds Global Endurance Fund (Reference Currency: USD) (the "**Global Endurance Fund**")
- Morgan Stanley Investment Funds Global Infrastructure Fund (Reference Currency: USD) (the "**Global Infrastructure Fund**")
- Morgan Stanley Investment Funds Global Infrastructure Unconstrained Fund (Reference Currency: USD) (the "**Global Infrastructure Unconstrained Fund**")
- Morgan Stanley Investment Funds Global Opportunity Fund (Reference Currency: USD) (the "**Global Opportunity Fund**")
- Morgan Stanley Investment Funds Global Permanence Fund (Reference Currency: USD) (the "**Global Permanence Fund**")
- Morgan Stanley Investment Funds Global Property Fund (Reference Currency: USD) (the "**Global Property Fund**")
- Morgan Stanley Investment Funds Global Property Unconstrained Fund (Reference Currency: USD) (the "**Global Property Unconstrained Fund**")

¹ Former "Global Counterpoint Fund"

- Morgan Stanley Investment Funds Global Sustain Fund (Reference Currency: USD) (the "**Global Sustain Fund**")
- Morgan Stanley Investment Funds Global Quality Fund (Reference Currency: USD) (the "**Global Quality Fund**")
- Morgan Stanley Investment Funds Indian Equity Fund (Reference Currency: USD) (the "**Indian Equity Fund**")
- Morgan Stanley Investment Funds International Equity (ex US) Fund, (Reference Currency: USD) (the "**International Equity (ex US) Fund**")
- Morgan Stanley Investment Funds Japanese Equity Fund (Reference Currency: Yen) (the "**Japanese Equity Fund**")
- Morgan Stanley Investment Funds Latin American Equity Fund (Reference Currency: USD) (the "**Latin American Equity Fund**")
- Morgan Stanley Investment Funds US Advantage Fund (Reference Currency: USD) (the "**US Advantage Fund**")
- Morgan Stanley Investment Funds US Growth Fund (Reference Currency: USD) (the "**US Growth Fund**")
- Morgan Stanley Investment Funds US Insight Fund, (Reference Currency: USD) (the "**US Insight Fund**")
- Morgan Stanley Investment Funds US Property Fund (Reference Currency: USD) (the "**US Property Fund**")

Bond Funds

- Morgan Stanley Investment Funds European Fixed Income Opportunities Fund (Reference Currency: EUR) (the "**European Fixed Income Opportunities Fund**")²
- Morgan Stanley Investment Funds Emerging Markets Corporate Debt Fund (Reference Currency: USD) (the "**Emerging Markets Corporate Debt Fund**")
- Morgan Stanley Investment Funds Emerging Markets Debt Fund (Reference Currency: USD) (the "**Emerging Markets Debt Fund**")
- Morgan Stanley Investment Funds Emerging Markets Domestic Debt Fund (Reference Currency: USD) (the "**Emerging Markets Domestic Debt Fund**")
- Morgan Stanley Investment Funds Emerging Markets Fixed Income Opportunities Fund (Reference Currency: USD) (the "**Emerging Markets Fixed Income Opportunities Fund**")

² Former Absolute Return Fixed Income Fund

- Morgan Stanley Investment Funds Euro Bond Fund (Reference Currency: Euro) (the "**Euro Bond Fund**")
- Morgan Stanley Investment Funds Euro Corporate Bond Fund (Reference Currency: Euro) (the "**Euro Corporate Bond Fund**")
- Morgan Stanley Investment Funds Euro Corporate Bond – Duration Hedged Fund (Reference Currency: Euro) (the "**Euro Corporate Bond – Duration Hedged Fund**")
- Morgan Stanley Investment Funds Euro Strategic Bond Fund (Reference Currency: Euro) (the "**Euro Strategic Bond Fund**")
- Morgan Stanley Investment Funds European High Yield Bond Fund (Reference Currency: Euro) (the "**European High Yield Bond Fund**")³
- Morgan Stanley Investment Funds Global Bond Fund (Reference Currency: USD) (the "**Global Bond Fund**")
- Morgan Stanley Investment Funds Global Convertible Bond Fund (Reference Currency: USD) (the "**Global Convertible Bond Fund**")
- Morgan Stanley Investment Funds Global Credit Fund (Reference Currency: USD) (the "**Global Credit Fund**")
- Morgan Stanley Investment Funds Global Fixed Income Opportunities Fund (Reference Currency: USD) (the "**Global Fixed Income Opportunities Fund**")
- Morgan Stanley Investment Funds Global High Yield Bond Fund (Reference Currency: USD) (the "**Global High Yield Bond Fund**")
- Morgan Stanley Investment Funds Global Asset Backed Securities Fund (Reference Currency: USD) (the "**Global Asset Backed Securities Fund**")
- Morgan Stanley Investment Funds Short Maturity Euro Bond Fund (Reference Currency: Euro) (the "**Short Maturity Euro Bond Fund**")
- Morgan Stanley Investment Funds US Dollar Corporate Bond Fund, (Reference Currency: USD) (the "**US Dollar Corporate Bond Fund**")
- Morgan Stanley Investment Funds US Dollar High Yield Bond Fund, (Reference Currency: USD) (the "**US Dollar High Yield Bond Fund**")
- Morgan Stanley Investment Funds US Dollar Short Duration Bond Fund, (Reference Currency: USD) (the "**US Dollar Short Duration Bond Fund**")
- Morgan Stanley Investment Funds US Dollar Short Duration High Yield Bond Fund, (Reference Currency: USD) (the "**US Dollar Short Duration High Yield Bond Fund**")

³ Former European Currencies High Yield Bond Fund

Asset Allocation Funds

- Morgan Stanley Investment Funds Global Balanced Defensive Fund, (Reference Currency: Euro) (the “**Global Balanced Defensive Fund**”)
- Morgan Stanley Investment Funds Global Balanced Fund, (Reference Currency: Euro) (the “**Global Balanced Fund**”)
- Morgan Stanley Investment Funds Global Balanced Risk Control Fund of Funds, (Reference Currency: Euro) (the “**Global Balanced Risk Control Fund of Funds**”)
- Morgan Stanley Investment Funds Global Balanced Income Fund (Reference Currency: Euro) (the “**Global Balanced Income Fund**”)
- Morgan Stanley Investment Funds Global Multi-Asset Income Fund (Reference Currency: Euro) (the “**Global Multi-Asset Income Fund**”)
- Morgan Stanley Investment Funds Global Multi-Asset Opportunities Fund, (Reference Currency: Euro) (the “**Global Multi-Asset Opportunities Fund**”)
- Morgan Stanley Investment Funds Multi-Asset Risk Control Fund (Reference Currency: USD) (the “**Multi-Asset Risk Control Fund**”)
- Morgan Stanley Investment Funds Real Assets Fund (Reference Currency: USD) (the “**Real Assets Fund**”)

Alternative Investment Funds

- Morgan Stanley Investment Funds Liquid Alpha Capture Fund (Reference Currency: USD) (the “**Liquid Alpha Capture Fund**”)

The Singapore information memorandum relates to the aforesaid Funds. Investors may invest in the aforesaid Funds by subscribing for Shares in the share capital of the Company.

Investment Objectives and Policies

Please refer to Section 1.2 of the Prospectus.

Risks Factors

Please refer to Section 1.5 of the Prospectus.

Accounts

Please refer to Section 3.1 of the Prospectus under the heading “**Annual and Semi-Annual Reports**”.

Regulatory Information

1. Company

Name : Morgan Stanley Investment Funds

Place of incorporation : Please refer to Section 3.1 of the Prospectus.
Registered office : European Bank and Business Centre, 6B route de Trèves,
L-2633 Senningerberg, Grand Duchy of Luxembourg

Supervisory authority : Commission de Surveillance du Secteur Financier
Address : 283, route d'Arlon, L-1150 Luxembourg, Grand Duchy of
Luxembourg
Tel : (352)-262511
Fax : (352)-2625-12601
Legislation under which the : See page 1 of the Prospectus.
Company is regulated

2. Custodian

Name : J.P. Morgan Bank Luxembourg S.A.
Place of incorporation : Please refer to Section 3.1 of the Prospectus.

Supervisory authority : Commission de Surveillance du Secteur Financier
Address : 283, route d'Arlon, L-1150 Luxembourg, Grand Duchy of
Luxembourg
Tel : (352)-262511
Fax : (352)-2625-12601

3. Management Company

Name : MSIM Fund Management (Ireland) Limited
Place of incorporation : Please refer to Section 3.1 of the Prospectus.

Supervisory authority : Central Bank of Ireland
Address : N Wall Quay, North Dock, Dublin, D01 F7X3, Ireland
Tel : +353 1 224 6000
Fax : +353 (0)1 671 5550

4. Investment Advisers

Investment Adviser for all : Morgan Stanley Investment Management Limited
Funds
Place of incorporation : Please refer to Section 3.1 of the Prospectus.

Supervisory authority : Financial Conduct Authority
Address : 12 Endeavour Square, London, E20 1JN
Tel : (44)-20-7066-1000

Redemption of Shares

Please refer to Section 2.3 of the Prospectus.

Charges and Expenses

Please refer to Section 2.5 of the Prospectus.

Past Performance

Past performance figures may be obtained in the Annual and Semi-Annual Reports of the Company at www.morganstanleyinvestmentfunds.com.

Side Letters

The Company does not enter directly into side letters with investors.

Liquidity Risk

The Company and the Management Company have established a liquidity risk process to assess and monitor the liquidity risk profile of the relevant Fund on an on-going basis. A summary of the liquidity management tools that may be implemented by the Management Company and/or the Company is set out below. Such liquidity management tools may be implemented in exceptional circumstances and in the best interest of the relevant Fund and its Shareholders and will have the corresponding effect on investors described below. Please refer to Sections 2.3 and 2.4 of the Prospectus for further information on these liquidity management tools.

Redemption fee and conversion fee

A redemption fee or conversion fee of up to 2% of an individual redemption or conversion (as the case may be) may be applied where the Management Company, in its discretion, determines that the shareholder has engaged in trading practices which adversely affect the interests of the Company's shareholders or where it is otherwise appropriate to protect the interest of the Company. Such redemption fee and conversion fee will be retained for the benefit of continuing Shareholders of the relevant Fund.

Suspension of redemption

The Company shall suspend the redemption of Shares of the Company during any period when the calculation of the Net Asset Value per share of the relevant Class is suspended under circumstances set out in section 2.7 of the Prospectus headed "Net Asset Value Determination". Shareholders will not be able to redeem Shares in the affected Fund(s) during the period when the calculation of the Net Asset Value is suspended.

Gating

Shareholders may not be able to redeem or convert their Shares where application(s) for redemption or conversion in respect of any one Dealing Day is more than 10% of the Net Asset Value of any one Fund. In the event that such 10% threshold in respect of a Dealing Day is exceeded, the Company may scale down each application with respect to such Dealing Day pro rata so that not more than 10% of the Net Asset Value of the relevant Fund be redeemed or converted on such Dealing Day.

Alternatively, the Company may ask such Shareholder(s) affected by the abovementioned gating procedure to accept payment in whole or in part by an in-kind distribution of securities in lieu of cash. No Shareholder can be required to accept an in-kind distribution against their will, and where a Shareholder refuses such in-kind payment, the redemption proceeds will be paid in the Reference Currency of the Fund or, if applicable, in the currency which the Currency Hedged Share Class is denominated from which the Shareholder is redeeming.

Anti-dilution pricing measure

The Management Company may adjust the Net Asset Value of a Fund (“**Swing Pricing**”) to reflect the estimated dealing spreads, costs and charges to be incurred by the Fund in liquidating or purchasing investments (“**Swing Factor**”) to satisfy the net transactions received in respect of a particular Dealing Day. Under normal market circumstances, the Swing Factor shall not exceed 2% of the Net Asset Value of the relevant Fund on the relevant Dealing Day. When net redemptions in a Fund exceed a threshold determined by the Management Company on a given Dealing Day, the Net Asset Value of the Fund may be adjusted downwards by the Swing Factor. If the Net Asset Value of the Fund is adjusted downwards, the redemption proceeds paid to affected Shareholders would likewise be adjusted in a manner proportionate to the then applicable Swing Factor.

Restrictions on conversion

The Company may refuse to accept a conversion application if it is detrimental to the interests of the Company or the Shareholders, taking into account the monetary amount or number of Shares to be converted, market conditions or any other circumstances (e.g., short-term trading).