

Morgan Stanley Investment Funds

## Emerging Markets Corporate Debt Fund - AH (EUR) Shares

(Accumulating NAV Currency Hedged Share Class)

### Investment Objective

To generate income and the long term growth of your investment.

### Investment Approach

Seeks to maximise total return, measured in U.S. dollars, primarily through investments across the credit spectrum of debt securities of corporate issuers, together with investing in debt securities of government and government related issuers located in emerging markets. The Fund intends to invest its assets in emerging market corporate debt securities that provide a high level of current income, while at the same time holding the potential for capital appreciation.

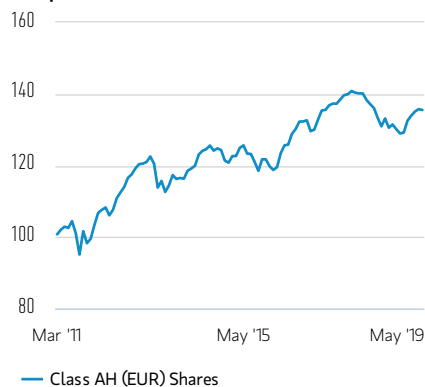
### Investment Team

|                                     | JOINED FIRM | YEARS OF INVESTMENT EXPERIENCE |
|-------------------------------------|-------------|--------------------------------|
| Warren Mar, Managing Director       | 2012        | 24                             |
| Eric Baurmeister, Managing Director | 1997        | 25                             |
| Sahil Tandon, Executive Director    | 2004        | 15                             |

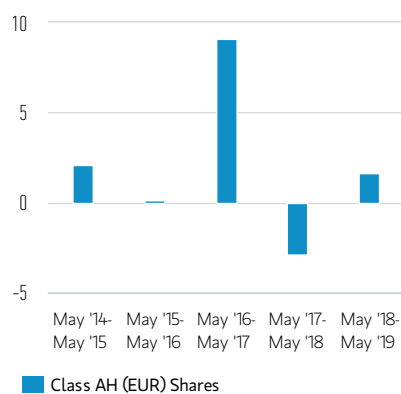
Team members may be subject to change at any time without notice.

### Class AH (EUR) Shares (% net of fees) in EUR

#### Performance of 100 EUR Invested Since Inception (Cash Value)



#### 12 Month Performance Periods to Latest Month End (%)



### Investment Performance (% net of fees) in EUR

|                       | Cumulative (%) |      |          | Annualised (% p.a.) |      |       |           |      |
|-----------------------|----------------|------|----------|---------------------|------|-------|-----------|------|
|                       | 1 M            | 3 M  | YTD 1 YR | 3 YR                | 5 YR | 10 YR | INCEPTION |      |
| Class AH (EUR) Shares | -0.18          | 1.19 | 4.89     | 1.62                | 2.50 | 1.94  | --        | 3.76 |

### Calendar Year Returns (%)

|                       | 2018  | 2017 | 2016 | 2015  | 2014 | 2013  | 2012  |
|-----------------------|-------|------|------|-------|------|-------|-------|
| Class AH (EUR) Shares | -7.82 | 7.78 | 8.55 | -1.29 | 4.15 | -2.25 | 19.77 |

Past performance is not a reliable indicator of future results. Returns may increase or decrease as a result of currency fluctuations. All performance data is calculated NAV to NAV, net of fees, and does not take account of commissions and costs incurred on the issue and redemption of units. The sources for all performance and Index data is Morgan Stanley Investment Management.

### Share Class

### CLASS AH (EUR)

|                 |               |
|-----------------|---------------|
| Currency        | Euro          |
| ISIN            | LU0603408468  |
| Bloomberg       | MSEMAH LX     |
| Inception Date  | 07 March 2011 |
| Net Asset Value | € 33.88       |

### Fund Facts

|               |   |
|---------------|---|
| Launch date   | 07 March 2011   |
| Base currency | U.S. dollars  |
| Index         | JPM Corporate Emerging Markets Bond Index-Broad Diversified Index |
| Total assets  | \$ 1.4 billion  |
| Structure     | Luxembourg SICAV  |

### Charges (%)

### CLASS AH (EUR)

|                        |             |
|------------------------|-------------|
| Max Entry Charge       | 4.00        |
| <b>Ongoing Charges</b> | <b>1.73</b> |
| Management Fee         | 1.45        |

Entry Charge is a maximum possible figure. In some cases you might pay less, you can find this out from your financial adviser. Ongoing Charges reflect the payments and expenses incurred during the fund's operation and are deducted from the assets of the fund over the period. It includes fees paid for investment management (Management Fee), trustee/custodian, and administration charges. For more information please see the Charges and Expenses section of the prospectus.

### Subscriptions (USD)

### CLASS AH (EUR)

|                               |   |
|-------------------------------|---|
| Minimum Initial Investment    | 0 |
| Minimum Subsequent Investment | 0 |

### Characteristics

### FUND INDEX

|                                |      |       |
|--------------------------------|------|-------|
| Interest Rate Duration (years) | 4.24 | 4.54  |
| Average yield to maturity (%)  | 6.00 | 5.38  |
| Number of holdings             | 229  | 1,441 |

**Top 10 Issuers (% of Total Net Assets)<sup>1</sup>**

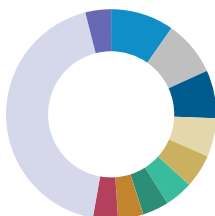
|  | FUND         |
|--|--------------|
| Petrobras Global Finance Bv              | 1.70         |
| Teva Pharmaceutical Finance Neth         | 1.53         |
| Abu Dhabi National Energy Co.            | 1.13         |
| United Bank For Africa plc               | 0.99         |
| Parkway Pantai Ltd                       | 0.99         |
| Hta Group Ltd                            | 0.97         |
| Agricola Senior Trust                    | 0.97         |
| Hunt Oil Company of Peru Llc (Lima Branc | 0.96         |
| Smc Global Power Holdings Corp           | 0.96         |
| Gmr Hyderabad International Airport Ltd  | 0.95         |
| <b>Total</b>                             | <b>11.15</b> |

**Asset Breakdown (% of Total Net Assets)<sup>2</sup>**

|                        | PORTFOLIO    |
|------------------------|--------------|
| <b>Quasi-Sovereign</b> | <b>2.99</b>  |
| <b>Corporates</b>      | <b>93.06</b> |
| Industrial             | 8.02         |
| Financials             | 28.38        |
| Oil & Gas              | 11.74        |
| Consumer               | 8.83         |
| Diversified            | 1.16         |
| TMT                    | 6.06         |
| Infrastructure         | 3.49         |
| Metals & Mining        | 4.94         |
| Pulp & Paper           | 0.46         |
| Transport              | 1.46         |
| Real Estate            | 8.61         |
| Utilities              | 9.49         |
| <b>Cash</b>            | <b>3.94</b>  |

**Geographic Allocation (% of Total Net Assets)<sup>2</sup>**

|                      | FUND          |
|----------------------|---------------|
| China                | 9.74          |
| Brazil               | 8.48          |
| United Arab Emirates | 7.38          |
| India                | 5.94          |
| Mexico               | 5.15          |
| Indonesia            | 4.31          |
| Colombia             | 4.07          |
| Nigeria              | 3.88          |
| Turkey               | 3.86          |
| Other                | 43.25         |
| Cash & equivalents   | 3.95          |
| <b>Total</b>         | <b>100.00</b> |

**Share Class AH (EUR) Risk and Reward Profile**

Lower Risk Higher Risk



Potentially Lower Rewards

Potentially Higher Rewards

The risk and reward category shown is based on historic data.

- Historic figures are only a guide and may not be a reliable indicator of what may happen in the future.
- As such this category may change in the future.
- The higher the category, the greater the potential reward, but also the greater the risk of losing the investment. Category 1 does not indicate a risk free investment.
- The fund is in this category because it invests in fixed income securities from emerging markets and the fund's simulated and/or realised return has experienced medium rises and falls historically.
- The fund may be impacted by movements in the exchange rates between the fund's currency and the currencies of the fund's investments.

This rating does not take into account other risk factors which should be considered before investing, these include:

- The value of bonds are likely to decrease if interest rates rise and vice versa.
- The value of financial derivative instruments are highly sensitive and may result in losses in excess of the amount invested by the Sub-Fund.
- Issuers may not be able to repay their debts, if this happens the value of your investment will decrease. This risk is higher where the fund invests in a bond with a lower credit rating.
- The fund relies on other parties to fulfill certain services, investments or transactions. If these parties become insolvent, it may expose the fund to financial loss.
- There may be an insufficient number of buyers or sellers which may affect the funds ability to buy or sell securities.
- Investment in Fixed Income Securities via the China Interbank Bond Market may also entail additional risks, such as counterparty and liquidity risk.
- There are increased risks of investing in emerging markets as political, legal and operational systems may be less developed than in developed markets.
- In order to achieve the currency hedging, this share class relies on other parties to fulfil certain contractual obligations, as these parties may fail to do so there is a higher risk to your investment.
- Past performance is not a reliable indicator of future results. Returns may increase or decrease as a result of currency fluctuations. The value of investments and the income from them can go down as well as up and investors may lose all or a substantial portion of his or her investment.
- The value of the investments and the income from them will vary and there can be no assurance that the Fund will achieve its investment objectives.
- Investments may be in a variety of currencies and therefore changes in rates of exchange between currencies may cause the value of investments to decrease or increase. Furthermore, the value of investments may be adversely affected by fluctuations in exchange rates between the investor's reference currency and the base currency of the investments.

**Additional A Share Classes**

|           | CURRENCY | LAUNCH     | ISIN         | BLOOMBERG  |
|-----------|----------|------------|--------------|------------|
| A         | USD      | 07.03.2011 | LU0603408039 | MSEMCDA LX |
| AHX (EUR) | EUR      | 03.11.2011 | LU0691070527 | MSEMAHX LX |
| AR        | USD      | 11.10.2017 | LU1697575261 | MSEMCAR LX |
| AX        | USD      | 03.11.2011 | LU0691070444 | MSEMCAX LX |

<sup>1</sup>These securities and percentage allocations are only for illustrative purposes and do not constitute, and should not be construed as, investment advice or recommendations with respect to the securities or investments mentioned.

<sup>2</sup>May not sum to 100% due to rounding.

Please refer to the Prospectus for full risk disclosures, available at [www.morganstanleyinvestmentfunds.com](http://www.morganstanleyinvestmentfunds.com). All data as of 31.05.2019 and subject to change daily.

**DEFINITIONS**

**Average yield to maturity** measures the annual return on interest-bearing securities. In this it is assumed that they will be held to maturity. This metric includes both the coupon payments received during the term of the security and the repayment of the capital on maturity. **Bloomberg** stands for 'Bloomberg Global Identifier (BBGID)'. This is a unique 12 digit alphanumerical code designed to enable the identification of securities, such as the Morgan Stanley Investment Funds sub-funds at share class level, on a Bloomberg Terminal. The Bloomberg Terminal, a system provided by Bloomberg L.P., enables analysts to access and analyse real-time financial market data. Each Bloomberg code starts with the same BBG prefix, followed by nine further characters that we list here in this guide for each share class of each fund. **Cash & Equivalents** are defined as the value of assets that can be converted into cash immediately. These include commercial paper, open FX transactions, Treasury bills and other

short-term instruments. Such instruments are considered cash equivalents because they are deemed liquid and not subject to significant risk of changes in values. **Interest Rate Duration** is a measure of the sensitivity of the price (the value of principal) of a fixed-income investment to a change in interest rates. Duration is expressed as a number of years. **ISIN** is the international securities identification number (ISIN), a 12 digit code consisting of numbers and letters that distinctly identifies securities. **NAV** is the Net Asset Value per share of the Fund (NAV), which represents the value of the assets of a fund less its liabilities. **Number of holdings** provided are a typical range, not a maximum number. The portfolio may exceed this from time to time due to market conditions and outstanding trades.

**INDEX INFORMATION**

**JP Morgan CEMBI Broad Diversified Index** a global, liquid corporate emerging-markets benchmark that tracks U.S.-denominated corporate

bonds issued by emerging-markets entities.

## DISTRIBUTION

This communication is only intended for and will only be distributed to persons resident in jurisdictions where such distribution or availability would not be contrary to local laws or regulations. In particular, the Shares are not for distribution to US persons.

**Ireland:** Morgan Stanley Investment Management (Ireland) Limited. Registered Office: The Observatory, 7-11 Sir John Rogerson's, Quay, Dublin 2, Ireland. Registered in Ireland under company number 616662. Regulated by the Central Bank of Ireland. **United Kingdom:** Morgan Stanley Investment Management Limited is authorised and regulated by the Financial Conduct Authority. Registered in England. Registered No. 1981121. Registered Office: 25 Cabot Square, Canary Wharf, London E14 4QA. **Dubai:** Morgan Stanley Investment Management Limited (Representative Office, Unit Precinct 3-7th Floor-Unit 701 and 702, Level 7, Gate Precinct Building 3, Dubai International Financial Centre, Dubai, 506501, United Arab Emirates. Telephone: +97 (0)14 709 7158). **Germany:** Morgan Stanley Investment Management Limited Niederlassung Deutschland 4th Floor Jungthofstrasse 18-26, 60311 Frankfurt am Main, Germany (Gattung: Zweigniederlassung (FDI) gem. § 53b KWG). **Italy:** Morgan Stanley Investment Management Limited, Milan Branch (Sede Secondaria di Milano) is a branch of Morgan Stanley Investment Management Limited, a company registered in the UK, authorised and regulated by the Financial Conduct Authority (FCA), and whose registered office is at 25 Cabot Square, Canary Wharf, London, E14 4QA. Morgan Stanley Investment Management Limited Milan Branch (Sede Secondaria di Milano) with seat in Palazzo Serbelloni Corso Venezia, 16 20121 Milano, Italy, is registered in Italy with company number and VAT number 08829360968. **The Netherlands:** Morgan Stanley Investment Management, Rembrandt Tower, 11th Floor Amstelplein 1 1096HA, Netherlands. Telephone: 31 2-0462-1300. Morgan Stanley Investment Management is a branch office of Morgan Stanley Investment Management Limited. Morgan Stanley Investment Management Limited is authorised and regulated by the Financial Conduct Authority in the United Kingdom. **Switzerland:** Morgan Stanley & Co. International plc, London, Zurich Branch Authorised and regulated by the Eidgenössische Finanzmarktaufsicht ("FINMA"). Registered with the Register of Commerce Zurich CHE-115415.770. Registered Office: Beethovenstrasse 33, 8002 Zurich, Switzerland, Telephone +41 (0) 44 588 1000. Facsimile Fax: +41(0) 44 588 1074.

**Australia:** This publication is disseminated in Australia by Morgan Stanley Investment Management (Australia) Pty Limited ACN: 122040037, AFSL No. 314182, which accepts responsibility for its contents. This publication, and any access to it, is intended only for "wholesale clients" within the meaning of the Australian Corporations Act. **Hong Kong:** This document has been issued by Morgan Stanley Asia Limited for use in Hong Kong and shall only be made available to "professional investors" as defined under the Securities and Futures Ordinance of Hong Kong (Cap 571). The contents of this document have not been reviewed nor approved by any regulatory authority including the Securities and Futures Commission in Hong Kong. Accordingly, save where an exemption is available under the relevant law, this document shall not be issued, circulated, distributed, directed at, or made available to, the public in Hong Kong. **Singapore:** This document should not be considered to be the subject of an invitation for subscription or purchase, whether directly or indirectly, to the public or any member of the public in Singapore other than (i) to an institutional investor under section 304 of the Securities and Futures Act, Chapter 289 of Singapore ("SFA"), (ii) to a "relevant person" (which includes an accredited investor) pursuant to section 305 of the SFA, and such distribution is in accordance with the conditions specified in section 305 of the SFA; or (iii) otherwise pursuant to, and in accordance with the conditions of, any other applicable provision of the SFA. In particular, for investment funds that are not authorized or recognized by the MAS, units in such funds are not allowed to be offered to the retail public; any written material issued to persons as aforementioned in connection with an offer is not a prospectus as defined in the SFA and, accordingly, statutory liability under the SFA in relation to the content of prospectuses does not apply, and investors should consider carefully whether the investment is suitable for them. This material has not been reviewed by the Monetary Authority of Singapore.

## IMPORTANT INFORMATION

**EMEA: This marketing communication has been issued by Morgan Stanley Investment Management (Ireland) Limited. Registered Office: The Observatory, 7-11 Sir John Rogerson's, Quay, Dublin 2, Ireland. Registered in Ireland under company number 616662. Authorised and regulated by Central Bank of Ireland. ("MSIM Ireland").**

This document contains information relating to the sub-fund ("Fund") of Morgan Stanley Investment Funds, a Luxembourg domiciled Société d'Investissement à Capital Variable. Morgan Stanley Investment Funds (the "Company") is registered in the Grand Duchy of Luxembourg as an undertaking for collective investment pursuant to Part 1 of the Law of 17th December 2010, as amended. The Company is an Undertaking for Collective Investment in Transferable Securities ("UCITS").

Applications for shares in the Fund should not be made without first consulting the current Prospectus, Key Investor Information Document ("KIID"), Annual Report and Semi-Annual Report ("Offering Documents"), or other documents available in your local jurisdiction which is available free of charge from the Registered Office: European Bank and Business Centre, 6B route de Trèves, L-2633 Senningerberg, R.C.S. Luxemburg B 29 192. In addition, all Italian investors should refer to the 'Extended Application Form', and all Hong Kong investors should refer to the 'Additional Information for Hong Kong Investors' section, outlined within the Prospectus. Copies of the Prospectus, KIID, the Articles of Incorporation and the annual and semi-annual reports, in German, and further information can be obtained free of charge from the representative in Switzerland. The representative in Switzerland is Carnegie Fund Services S.A., 11, rue du Général-Dufour, 1204 Geneva. The paying agent in Switzerland is Banque Cantonale de Genève, 17, quai de l'Île, 1204 Geneva. The document has been prepared solely for informational purposes and does not constitute an offer or a recommendation to buy or sell any particular security or to adopt any specific investment strategy.

Any index referred to herein is the intellectual property (including registered trademarks) of the applicable licensor. Any product based on an index is in no way sponsored, endorsed, sold or promoted by the applicable licensor and it shall not have any liability with respect thereto.

All investments involve risks, including the possible loss of principal. The material contained herein has not been based on a consideration of any individual client circumstances and is not investment advice, nor should it be construed in any way as tax, accounting, legal or regulatory advice. To that end, investors should seek independent legal and financial advice, including advice as to tax consequences, before making any investment decision.

**The information contained in this communication is not a research recommendation or 'investment research' and is classified as a 'Marketing Communication' in accordance with the applicable European or Swiss regulation. This means that this marketing communication (a) has not been prepared in accordance with legal requirements designed to promote the independence of investment research (b) is not subject to any prohibition on dealing ahead of the dissemination of investment research.**

MSIM Ireland has not authorised financial intermediaries to use and to distribute this document, unless such use and distribution is made in accordance with applicable law and regulation. MSIM Ireland shall not be liable for, and accepts no liability for, the use or misuse of this document by any such financial intermediary. If you are a distributor of the Morgan Stanley Investment Funds, some or all of the funds or shares in individual funds may be available for distribution. Please refer to your sub-distribution agreement for these details before forwarding fund information to your clients.

The whole or any part of this work may not be reproduced, copied or transmitted or any of its contents disclosed to third parties without MSIM Ireland's express written consent.

All information contained herein is proprietary and is protected under copyright law.

This document may be translated into other languages. Where such a translation is made this English version remains definitive. If there are any discrepancies between the English version and any version of this document in another language, the English version shall prevail.