

Morgan Stanley Investment Funds

Asia Opportunity Fund

(Accumulation Share Class)

Investment Objective

Long term growth of your investment.

Investment Approach

The Fund seeks long-term capital appreciation by investing in high quality established and emerging companies located in Asia (excluding Japan) that the investment team believes are undervalued at the time of purchase. To achieve its objective, the investment team typically favors companies it believes have sustainable competitive advantages that can be monetized through growth. The investment process integrates analysis of sustainability with respect to disruptive change, financial strength, environmental and social externalities and governance (also referred to as ESG).

Investment Team

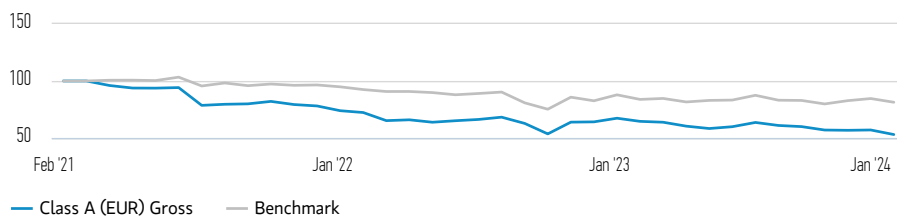
	JOINED FIRM	YEARS OF INDUSTRY EXPERIENCE
Kristian Heugh, Head of Global Opportunity Team	2001	23
Anil Agarwal, Managing Director	2001	23
Alastair Pang, Managing Director	2016	16
Jeremy Wu, Managing Director	2019	13

Team members may be subject to change at any time without notice. Effective 28 April 2023, Jeremy Wu was added as portfolio manager on the Fund.

Class A (EUR) Shares (% net of fees) vs. Index in EUR

Performance of 100 EUR Invested Since Inception (Cash Value)

Past performance is not a reliable indicator of future results.

Investment Performance (% net of fees) in EUR[†]

	Cumulative (%)				Annualised (% p.a.)			
	1 M	3 M	YTD	1 YR	3 YR	5 YR	10 YR	INCEPTION
Class A (EUR) Gross	-7.02	-6.95	-7.02	-21.27	--	--	--	-19.49
Benchmark	-3.85	1.85	-3.85	-7.42	--	--	--	-6.81

12 Month Performance Periods to Latest Month End (%)

	JAN'23	JAN'22	JAN'21	JAN'20	JAN'19	JAN'18	JAN'17	JAN'16	JAN'15	JAN'14
	-JAN'24	-JAN'23	-JAN'22	-JAN'21	-JAN'20	-JAN'19	-JAN'18	-JAN'17	-JAN'16	-JAN'15
Class A (EUR) Gross	-21.27	-8.93	--	--	--	--	--	--	--	--
Class A (EUR) Net	--	-14.17	--	--	--	--	--	--	--	--
Benchmark	-7.42	-7.40	--	--	--	--	--	--	--	--

All performance data is calculated NAV to NAV. The sources for all performance and Index data is Morgan Stanley Investment Management.

Gross figure shown assumes reinvestment of all distributions and deduction of fund level costs, but does not reflect the deduction of any sales charge applicable at investor level.

Net figure shown assumes reinvestment of all distributions and deduction of fund level costs, which include the deduction of the Management, trustee/custodian and administration charges and the maximum sales charge applicable at investor level that may be taken out of your money before it is invested. Please see the Fund's current prospectus and the share class' Key Investor Information Document for complete details on fees and sales charges.

[†] Example: An investor wishes to purchase shares of USD 100. At the maximum sales charge of 5.75% the investor has to expend USD 106.10. The sales charge is only incurred upon subscription.

The value of the investments and the income from them can go down as well as up and an investor may not get back the amount invested.

GLOBAL OPPORTUNITY TEAM

Share Class	CLASS A (EUR)
Currency	Euro
ISIN	LU2295319219
Bloomberg	MOFAOAE LX
Inception date	26 February 2021
Net asset value	€ 13.25

Fund Facts

Launch date	31 March 2016
Base currency	U.S. dollars
Benchmark	MSCI All Country Asia Ex Japan Net Index
Total net assets	\$ 3.3 billion
Structure	Luxembourg SICAV
SFDR Classification ^A	Article 8

Charges (%)	CLASS A (EUR)
Max Entry Charge	5.75
Ongoing Charges	1.89
Management Fee	1.60

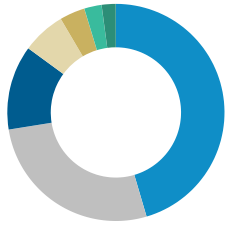
Entry Charge is a maximum possible figure. In some cases you might pay less, you can find this out from your financial adviser. Ongoing Charges reflect the payments and expenses incurred during the fund's operation and are deducted from the assets of the fund over the period. It includes fees paid for investment management (Management Fee), trustee/custodian, and administration charges. For more information please see the Charges and Expenses section of the prospectus.

Subscriptions (USD)	CLASS A (EUR)
Minimum initial investment	0
Minimum subsequent Investment	0

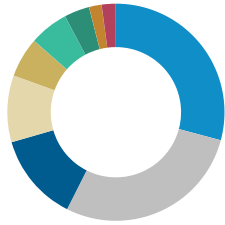
Characteristics	FUND INDEX	
Active share (%)	83.80	--
Return on invested capital - NTM (%) [*]	14.358	20.40
Sales growth 3 year forward CAGR [#]	14.95	8.24
Net cash to equity (%)	24	-15
Weighted average market capitalization (\$B)	88.40	116.03
Number of holdings	31	1,248

[#] Source: FactSet Research Systems Inc.

^{*} Next Twelve Months consensus estimates.

Top Countries (% of Total Net Assets)¹

	FUND	INDEX
China	45.57	29.17
India	27.09	21.08
South Korea	12.63	14.36
Taiwan	6.47	19.48
Singapore	3.79	3.73
Hong Kong	2.60	5.53
Cash	2.11	--

Sector Allocation (% of Total Net Assets)^{1,2}

	FUND	INDEX
Consumer Discretionary	29.25	13.27
Financials	28.31	21.05
Consumer Staples	13.17	4.66
Communication Services	9.96	9.08
Information Technology	5.96	25.88
Real Estate	5.82	2.98
Industrials	3.79	7.56
Health Care	1.88	3.76
Cash	2.11	--

Top Holdings (% of Total Net Assets)³

	FUND	INDEX
HDFC Bank Ltd	7.61	0.86
ICICI Bank Ltd	6.35	1.12
Trip.com Group Ltd	5.93	0.34
Coupang Inc	5.48	--
Kweichow Moutai Co. Ltd	5.27	0.29
Taiwan Semiconductor Mfg Co. Ltd	4.72	8.60
KE Holdings Inc	4.40	0.16
Tencent Holdings Ltd	4.17	4.02
Titan Co. Ltd	4.11	0.28
Axis Bank Ltd	4.05	0.51
Total	52.09	--

¹ This Fund is classified as an Article 8 product under the Sustainable Finance Disclosure Regulation. Article 8 products are those which promote environmental or social characteristics and which integrate sustainability into the investment process in a binding manner.

² Forecasts and/or estimates provided herein are subject to change and may not actually come to pass. These conclusions are speculative in nature, and are not intended to predict the future performance of any specific strategy or product the Firm offers. Future results may differ significantly depending on factors such as changes in securities or financial markets or general economic conditions.

³ May not sum to 100% due to the exclusion of other assets and liabilities.

² For additional information regarding sector classification/definitions please visit www.msci.com/gics and the glossary at www.morganstanley.com/im.

³ These securities and percentage allocations are only for illustrative purposes and do not constitute, and should not be construed as, investment advice or recommendations with respect to the securities or investments mentioned.

Please refer to the Prospectus for full risk disclosures, available at www.morganstanleyinvestmentfunds.com. All data as of 31.01.2024 and subject to change daily.

Applications for shares in the Fund should not be made without first consulting the current Prospectus and the Key Information Document ("KID") or Key Investor Information Document ("KIID"), which are available in English and in the official language of your local jurisdiction at www.morganstanleyinvestmentfunds.com or free of charge from the Registered Office of Morgan Stanley Investment Funds, European Bank and Business Centre, 6B route de Trèves, L-2633 Senningerberg, R.C.S. Luxembourg B 29 192.

Information in relation to sustainability aspects of the Fund and the summary of investor rights is available at the aforementioned website.

If the management company of the relevant Fund decides to terminate its arrangement for marketing that Fund in any EEA country where it is registered for sale, it will do so in accordance with the relevant UCITS rules.

DEFINITIONS

Active Share is a measure of the percentage of stock holdings in a manager's portfolio that differ from the benchmark index (based on holdings and weight of holdings). Active Share scores range from 0%-100%. A score of 100% means you are completely different from the benchmark. Active Share calculation may consolidate holdings with the same economic exposure. **Bloomberg** stands for Bloomberg Global Identifier (BBGID). This is a unique 12 digit alphanumeric code designed to enable the identification of securities, on a Bloomberg Terminal. The Bloomberg Terminal, a system provided by Bloomberg L.P., enables analysts to access and analyse real-time financial market data. Each Bloomberg code starts with the same BBG prefix, followed by nine further characters that we list here in this guide for each share class of each fund. **ISIN** is the international securities identification number (ISIN), a 12 digit code consisting of numbers and letters that distinctly identifies securities. **NAV** is the Net Asset Value per share of the Fund (NAV), which represents the value of the assets of a fund less its liabilities. **Net cash to equity** is the ratio of a company's cash on hand against the total net worth of the company. **Number of holdings** provided are a typical range, not a maximum number. The portfolio may exceed this from time to time due to market conditions and outstanding trades. **Return on**

Share Class A (EUR) Risk and Reward Profile

The risk and reward category shown is based on historic data.

- Historic figures are only a guide and may not be a reliable indicator of what may happen in the future.
- As such this category may change in the future.
- The higher the category, the greater the potential reward, but also the greater the risk of losing the investment. Category 1 does not indicate a risk free investment.
- The fund is in this category because it invests in company shares and the fund's simulated and/or realised return has experienced high rises and falls historically.
- The fund may be impacted by movements in the exchange rates between the fund's currency and the currencies of the fund's investments.

This rating does not take into account other risk factors which should be considered before investing, these include:

- The fund relies on other parties to fulfill certain services, investments or transactions. If these parties become insolvent, it may expose the fund to financial loss.
- Sustainability factors can pose risks to investments, for example: impact asset values, increased operational costs.
- There may be an insufficient number of buyers or sellers which may affect the fund's ability to buy or sell securities.
- Investments in China involves a risk of a total loss due to factors such as government action or inaction, market volatility and reliance on primary trading partners.
- Investment in China A-Shares via Shanghai-Hong Kong and Shenzhen-Hong Kong Stock Connect programs may also entail additional risks, such as risks linked to the ownership of shares.
- There are increased risks of investing in emerging markets as political, legal and operational systems may be less developed than in developed markets.
- Past performance is not a reliable indicator of future results. Returns may increase or decrease as a result of currency fluctuations. The value of investments and the income from them can go down as well as up and investors may lose all or a substantial portion of his or her investment.
- The value of the investments and the income from them will vary and there can be no assurance that the Fund will achieve its investment objectives.
- Investments may be in a variety of currencies and therefore changes in rates of exchange between currencies may cause the value of investments to decrease or increase. Furthermore, the value of investments may be adversely affected by fluctuations in exchange rates between the investor's reference currency and the base currency of the investments.

Additional A Share Classes

	CURRENCY	LAUNCH	ISIN	BLOOMBERG
A	USD	31.03.2016	LU1378878430	MSAIOPA LX
AH (EUR)	EUR	31.03.2016	LU1378879248	MSAIAHE LX

invested capital (ROIC) represents the performance ratio measuring a company's percentage return on its invested capital, excluding financial and real estate sectors. Income statement items as of next twelve months based on FactSet consensus estimates, and Balance Sheet items from latest reported fiscal year. **Sales growth 3 year forward CAGR** is the compound annual growth rate of sales from 2022 to 2025 based on FactSet consensus estimates. It is calculated by: $[\text{Sales (2025)} / \text{Sales (2022)}]^{1/3} - 1$. **Weighted average market capitalization** is an average of the market capitalization of stocks comprising a portfolio or index, adjusted by each stock's weight in the portfolio or index.

INDEX INFORMATION

The **MSCI All Country Asia Ex Japan Index** is a free float-adjusted market capitalization weighted index that is designed to measure the equity market performance of Asia, excluding Japan. The performance of the Index is listed in U.S. dollars and assumes reinvestment of net dividends. The index is unmanaged and does not include any expenses, fees or sales charges. It is not possible to directly invest in an index.

DISTRIBUTION

This material is only intended for and will be only distributed to persons resident in jurisdictions where such distribution or availability would not be contrary to local laws or regulations. It is the responsibility of any person in possession of this material and any persons wishing to make an application for Shares in pursuance to the Prospectus to inform themselves and observe all applicable laws and regulations of any relevant jurisdictions. **MSIM**, the asset management division of Morgan Stanley (NYSE: MS), and its affiliates have arrangements in place to market each other's products and services. Each MSIM affiliate is regulated as appropriate in the jurisdiction it operates. MSIM's affiliates are: Eaton Vance Management (International) Limited, Eaton Vance Advisers International Ltd, Calvert Research and Management, Eaton Vance Management, Parametric Portfolio Associates LLC, and Atlanta Capital Management LLC. In the EU, MSIM materials are issued by MSIM Fund Management (Ireland) Limited ("FMIL").

FMIL is regulated by the Central Bank of Ireland and is incorporated in Ireland as a private company limited by shares with company registration number 616661 and has its registered address at 24-26 City Quay, Dublin 2, DO2 NY19, Ireland.

Outside the EU, MSIM materials are issued by Morgan Stanley Investment Management Limited (MSIM Ltd) is authorised and regulated by the Financial Conduct Authority. Registered in England. Registered No. 1981121. Registered Office: 25 Cabot Square, Canary Wharf, London E14 4QA.

Switzerland: MSIM materials are issued by Morgan Stanley & Co. International plc, London (Zurich Branch) Authorised and regulated by the Eidgenössische Finanzmarktaufsicht ("FINMA"). Registered Office: Beethovenstrasse 33, 8002 Zurich, Switzerland. **Italy:** MSIM FMIL (Milan Branch), (Sede Secondaria di Milano) Palazzo Serbelloni Corso Venezia, 16 20121 Milano, Italy. **The Netherlands:** MSIM FMIL (Amsterdam Branch), Rembrandt Tower, 11th Floor Amstelplein 1 1096HA, Netherlands. **France:** MSIM FMIL (Paris Branch), 61 rue de Monceau 75008 Paris, France. **Spain:** MSIM FMIL (Madrid Branch), Calle Serrano 55, 28006, Madrid, Spain. **Germany:** MSIM FMIL Frankfurt Branch, Grosse Gallusstrasse 18, 60312 Frankfurt am Main, Germany (type: branch office (FDI) pursuant to Section 53b KWG).

Dubai: MSIM Ltd (Representative Office, Unit Precinct 3-7th Floor-Unit 701 and 702, Level 7, Gate Precinct Building 3, Dubai International Financial Centre, Dubai, 506501, United Arab Emirates. Telephone: +97 (0)14 709 7158).

This document is distributed in the Dubai International Financial Centre by Morgan Stanley Investment Management Limited (Representative Office), an entity regulated by the Dubai Financial Services Authority ("DFSA"). It is intended for use by professional clients and market counterparties only. This document is not intended for distribution to retail clients, and retail clients should not act upon the information contained in this document.

This document relates to a financial product which is not subject to any form of regulation or approval by the DFSA. The DFSA has no responsibility for reviewing or verifying any documents in connection with this financial product. Accordingly, the DFSA has not approved this document or any other associated documents nor taken any steps to verify the information set out in this document, and has no responsibility for it. The financial product to which this document relates may be illiquid and/or subject to restrictions on its resale or transfer. Prospective purchasers should conduct their own due diligence on the financial product. If you do not understand the contents of this document, you should consult an authorized financial adviser.

Hong Kong: This material is disseminated by Morgan Stanley Asia Limited for use in Hong Kong and shall only be made available to "professional investors" as defined under the Securities and Futures Ordinance of Hong Kong (Cap 571). The contents of this material have not been reviewed nor approved by any regulatory authority including the Securities and Futures Commission in Hong Kong. Accordingly, save where an exemption is available under the relevant law, this material shall not be issued, circulated, distributed, directed at, or made available to, the public in Hong Kong. **Singapore:** This material should not be considered to be the subject of an invitation for subscription or purchase, whether directly or indirectly, to the public or any member of the public in Singapore other than (i) to an institutional investor under section 304 of the Securities and Futures Act, Chapter 289 of Singapore ("SFA"); or (ii) otherwise pursuant to, and in accordance with the conditions of, any other applicable provision of the SFA. In particular, for investment funds that are not authorized or recognized by the MAS, units in such funds are not allowed to be offered to the retail public; any written material issued to persons as aforementioned in connection with an offer is not a prospectus as defined in the SFA and, accordingly, statutory liability under the SFA in relation to the content of prospectuses does not apply, and investors should consider carefully whether the investment is suitable for them. **Australia:** This material is provided by Morgan Stanley Investment Management (Australia) Pty Ltd ABN 22122040037, AFSL No. 314182 and its affiliates and does not constitute an offer of interests. Morgan Stanley Investment Management (Australia) Pty Limited arranges for MSIM affiliates to provide financial services to Australian wholesale clients. Interests will only be offered in circumstances under which no disclosure is required under the Corporations Act 2001 (Cth) (the "Corporations Act"). Any offer of interests will not purport to be an offer of interests in circumstances under which disclosure is required under the Corporations Act and will only be made to persons who qualify as a "wholesale client" (as defined in the Corporations Act). This material will not be lodged with the Australian Securities and Investments Commission.

IMPORTANT INFORMATION

EMEA: This marketing communication has been issued by MSIM Fund Management (Ireland) Limited ("FMIL"). MSIM FMIL is regulated by the Central Bank of Ireland and is incorporated in Ireland as a private company limited by shares with company registration

number 616661 and has its registered address at 24-26 City Quay, Dublin 2, DO2 NY19, Ireland.

This material contains information relating to the sub-funds of Morgan Stanley Investment Funds, a Luxembourg domiciled Société d'Investissement à Capital Variable. Morgan Stanley Investment Funds (the "Company") is registered in the Grand Duchy of Luxembourg as an undertaking for collective investment pursuant to Part 1 of the Law of 17th December 2010, as amended. The Company is an Undertaking for Collective Investment in Transferable Securities ("UCITS").

Applications for shares in the sub-funds should not be made without first consulting the current Prospectus, Key Information Document ("KID") or Key Investor Information Document ("KIID"), Annual Report and Semi-Annual Report ("Offering Documents"), or other documents available in your local jurisdiction which is available free of charge from the Registered Office European Bank and Business Centre, 6B route de Trèves, L-2633 Senningerberg, R.C.S. Luxembourg B 29 192. In addition, all Italian investors should refer to the 'Extended Application Form', and all Hong Kong investors should refer to the 'Additional Information for Hong Kong Investors' section, outlined within the Prospectus. Copies of the Prospectus, KID or KIID, the Articles of Incorporation and the annual and semi-annual reports, in German, and further information can be obtained free of charge from the representative in Switzerland. The representative in Switzerland is Carnegie Fund Services S.A., 11, rue du Général-Dufour, 1204 Geneva. The paying agent in Switzerland is Banque Cantonale de Genève, 17, quai de l'Île, 1204 Geneva. The material has been prepared solely for informational purposes and does not constitute an offer or a recommendation to buy or sell any particular security or to adopt any specific investment strategy. Investors should be aware that a diversified strategy does not protect against a loss in a particular market.

Any index referred to herein is the intellectual property (including registered trademarks) of the applicable licensor. Any product based on an index is in no way sponsored, endorsed, sold or promoted by the applicable licensor and it shall not have any liability with respect thereto. The Fund is actively managed, and the management of the fund is not constrained by the composition of the Benchmark. All investments involve risks, including the possible loss of principal. The material contained herein has not been based on a consideration of any individual client circumstances and is not investment advice, nor should it be construed in any way as tax, accounting, legal or regulatory advice. To that end, investors should seek independent legal and financial advice, including advice as to tax consequences, before making any investment decision. The use of leverage increases risks, such that a relatively small movement in the value of an investment may result in a disproportionately large movement, unfavourable as well as favourable, in the value of that investment and, in turn, the value of the Fund. Investment in the Fund concerns the acquisition of units or shares in a fund, and not in a given underlying asset such as building or shares of a company, as these are only the underlying assets owned.

The information contained in this communication is not a research recommendation or 'investment research' and is classified as a 'Marketing Communication' in accordance with the applicable European or Swiss regulation. This means that this marketing communication (a) has not been prepared in accordance with legal requirements designed to promote the independence of investment research (b) is not subject to any prohibition on dealing ahead of the dissemination of investment research.

MSIM has not authorised financial intermediaries to use and to distribute this material, unless such use and distribution is made in accordance with applicable law and regulation. MSIM shall not be liable for, and accepts no liability for, the use or misuse of this material by any such financial intermediary. If you are a distributor of the Morgan Stanley Investment Funds, some or all of the funds or shares in individual funds may be available for distribution. Please refer to your sub-distribution agreement for these details before forwarding fund information to your clients.

The whole or any part of this material may not be directly or indirectly reproduced, copied, modified, used to create a derivative work, performed, displayed, published, posted, licensed, framed, distributed or transmitted or any of its contents disclosed to third parties without the Firm's express written consent. This material may not be linked to unless such hyperlink is for personal and non-commercial use. All information contained herein is proprietary and is protected under copyright and other applicable law.

This material may be translated into other languages. Where such a translation is made this English version remains definitive. If there are any discrepancies between the English version and any version of this material in another language, the English version shall prevail.