

Morgan Stanley Funds (UK)

Global Sustain Fund - F Accumulation Shares

Investment Objective

The Fund aims to grow your investment over 5 to 10 years.

Investment Approach

The investment team believes that the best way to compound wealth is by owning very high-quality companies with sustainable high returns over the long term. Social and environmental risks that are material to the sustainability of returns are more important than ever given political and social change. Leading the way on such issues can be a positive force for corporate success if it drives consumer and/or employee engagement. The higher the quality of a company, the more important the governance, as management has more degrees of freedom to mismanage the business. The team believes that investing with a conscience is fully compatible with generating attractive long-term returns. The Fund will not knowingly invest in any company whose core business activity¹ involves tobacco, alcohol, adult entertainment, gambling, gas and electric utilities, bulk commodities including fossil fuels, civilian firearms and weapons.

Investment Team

	JOINED FIRM	YEARS OF INVESTMENT EXPERIENCE
William Lock, Head of International Equity Team	1994	29
Bruno Paulson, Managing Director	2009	27
Nic Sochovsky, Managing Director	2015	23
Marcus Watson, Executive Director	2008	13
Alex Gabriele, Executive Director	2012	12
Nathan Wong, Executive Director	2017	21
Richard Perrott, Executive Director	2015	15
Vladimir A. Demine, Head of ESG Research	2009	19
Isabelle Mast, Executive Director	2021	16

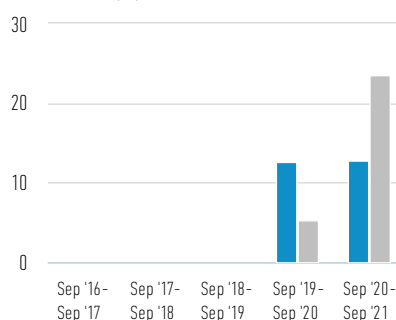
Team members may be subject to change at any time without notice. The investment team currently has 13 members; information on additional team members can be found on msim.com.

Class F ACC shares (% net of fees) vs. Index in GBP

Performance of 100 GBP Invested Since Inception (Cash Value)



12 Month Performance Periods to Latest Month End (%)



— Class F ACC Shares
— MSCI World Net Index

■ Class F ACC Shares
■ MSCI World Net Index

Investment Performance (% net of fees) in GBP

	Cumulative (%)				Annualised (% p.a.)			
	1 M	3 M	YTD	1 YR	3 YR	5 YR	10 YR	INCEPTION
Class F ACC Shares	-1.09	3.69	12.05	12.75	--	--	--	12.70
MSCI World Net Index	-2.17	2.45	14.60	23.51	--	--	--	14.06

Calendar Year Returns (%)

	2020	2019	2018	2017	2016	2015	2014
Class F ACC Shares	12.58	--	--	--	--	--	--
MSCI World Net Index	12.32	--	--	--	--	--	--

Past performance is not a reliable indicator of future results. Returns may increase or decrease as a result of currency fluctuations. All performance data is calculated NAV to NAV, net of fees, and does not take account of commissions and costs incurred on the issue and redemption of units. The sources for all performance and Index data is Morgan Stanley Investment Management.

Share Class

Share Class	CLASS F ACC
Currency	Sterling
ISIN	GB00BJNQ0W90
Bloomberg	MOUGSFA LN
Inception date	23 September 2019
Net asset value	£ 12.73

Fund Facts

Launch date	23 September 2019
Base currency	Sterling
Index	MSCI World Net Index
Total net assets	£ 72.04 million
Structure	UK OEIC

Charges (%)

Charges (%)	CLASS F ACC
Max Entry Charge	0.00
Ongoing Charges	0.65
Management Fee	0.50

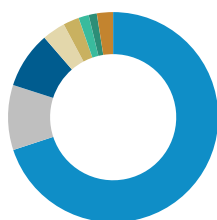
Entry Charge is a maximum possible figure. In some cases you might pay less, you can find this out from your financial adviser. Ongoing Charges reflect the payments and expenses incurred during the fund's operation and are deducted from the assets of the fund over the period. It includes fees paid for investment management (Management Fee), trustee/custodian, and administration charges. For more information please see the Charges and Expenses section of the prospectus.

Subscriptions (GBP)

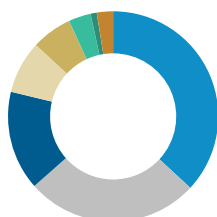
Subscriptions (GBP)	CLASS F ACC
Minimum initial investment	150,000,000
Minimum subsequent investment	0

Characteristics

Characteristics	FUND	INDEX
Active share (%)	50.91	--
Number of holdings	42	1,561
Free cash flow yield (Next 12 Months) (%)	3.97	4.52
Price/earnings (Next 12 months)	23.71	18.61
Dividend Yield (Next 12 Months) (%)	1.37	1.94

Top Countries (% of Total Net Assets)

	FUND	INDEX
United States	69.92	67.66
Germany	10.00	2.65
United Kingdom	8.70	4.18
Canada	3.56	3.24
Taiwan	2.45	--
Hong Kong	1.58	0.86
France	1.25	3.26
Cash	2.49	--

Sector Allocation (% of Total Net Assets)

	FUND	INDEX
Information Technology	36.89	22.53
Health Care	26.56	12.61
Consumer Staples	15.28	6.89
Financials	8.09	13.69
Industrials	6.25	10.31
Communication Services	3.41	9.13
Consumer Discretionary	0.97	12.13
Cash	2.49	--

Top Holdings (% of Total Net Assets)

	FUND	INDEX
Microsoft Corp	7.39	3.48
Visa Inc	5.22	0.65
Sap Se	5.02	0.24
Reckitt Benckiser Group plc	4.96	0.10
Accenture plc	4.63	0.35
Baxter International Inc	4.22	0.07
Becton Dickinson and Co.	4.19	0.12
Danaher Corp	4.03	0.34
Thermo Fisher Scientific Inc	3.86	0.39
Henkel AG & Co. Kga	3.80	0.05
Total	47.32	--

² May not sum to 100% due to the exclusion of other assets and liabilities.

³ For additional information regarding sector classification/definitions please visit www.msci.com/gics and the glossary at www.morganstanley.com/im.

⁴ These securities and percentage allocations are only for illustrative purposes and do not constitute, and should not be construed as, investment advice or recommendations with respect to the securities or investments mentioned.

Please refer to the Prospectus for full risk disclosures. All data as of 30.09.2021 and subject to change daily.

Share Class F ACC Risk and Reward Profile

Potentially Lower Rewards

Potentially Higher Rewards

The risk and reward category shown is based on historic data.

- Historic figures are only a guide and may not be a reliable indicator of what may happen in the future.
- As such this category may change in the future.
- The higher the category, the greater the potential reward, but also the greater the risk of losing the investment. Category 1 does not indicate a risk free investment.
- The fund is in this category because it invests in company shares, and the fund's simulated and/or realised return has experienced high rises and falls historically.
- The fund may be impacted by movements in the exchange rates between the fund's currency and the currencies of the fund's investments.

This rating does not take into account other risk factors which should be considered before investing, these include:

- The fund relies on other parties to fulfill certain services, investments or transactions. If these parties become insolvent, it may expose the fund to financial loss.
- There may be an insufficient number of buyers or sellers which may affect the fund's ability to buy or sell securities.
- Investment in China A-Shares via Shanghai-Hong Kong Stock Connect program may also entail additional risks, such as risks linked to the ownership of shares.
- Past performance is not a reliable indicator of future results. Returns may increase or decrease as a result of currency fluctuations. The value of investments and the income from them can go down as well as up and investors may lose all or a substantial portion of his or her investment.
- The value of the investments and the income from them will vary and there can be no assurance that the Fund will achieve its investment objectives.
- Investments may be in a variety of currencies and therefore changes in rates of exchange between currencies may cause the value of investments to decrease or increase. Furthermore, the value of investments may be adversely affected by fluctuations in exchange rates between the investor's reference currency and the base currency of the investments.

Additional F Share Classes

	CURRENCY	LAUNCH	ISIN	BLOOMBERG
F INC	GBP	23.09.2019	GBO0BJNQOX08	MOUGSFI LN

DEFINITIONS

Bloomberg stands for 'Bloomberg Global Identifier (BBGID)'. This is a unique 12 digit alphanumeric code designed to enable the identification of securities, such as the Morgan Stanley Investment Funds sub-funds at share class level, on a Bloomberg Terminal. The Bloomberg Terminal, a system provided by Bloomberg L.P., enables analysts to access and analyse real-time financial market data. Each Bloomberg code starts with the same BBG prefix, followed by nine further characters that we list here in this guide for each share class of each fund. **Cash & Equivalents** are defined as the value of assets that can be converted into cash immediately. These include commercial paper, open FX transactions, Treasury bills and other short-term instruments. Such instruments are considered cash equivalents because they are deemed liquid and not subject to significant risk of changes in values. **Dividend yield** is the ratio between how much a company pays out in dividends each year relative to its share price. **Free cash flow yield (Next 12 months)** is a financial ratio that measures a company's operating free cash flow minus its capital expenditures per share and dividing by its price per share. Free cash flow yield ratio is calculated by using the underlying securities of the fund. **ISIN** is the international securities identification number (ISIN), a 12 digit code consisting of numbers and letters that distinctly identifies securities. **NAV** is the Net Asset Value per share of the Fund (NAV), which represents the value of the assets of a fund less its liabilities. **Number of holdings** provided are a typical range, not a maximum number. The portfolio may exceed this from time to time due to market conditions and outstanding trades. **Price/earnings (P/E)** is

the price of a stock divided by its earnings per share for the past 12 months. Sometimes called the multiple, P/E gives investors an idea of how much they are paying for a company's earning power. The higher the P/E, the more investors are paying, and therefore the more earnings growth they are expecting.

INDEX INFORMATION

The **MSCI World Net Index** is a free float adjusted market capitalization weighted index that is designed to measure the global equity market performance of developed markets. The term "free float" represents the portion of shares outstanding that are deemed to be available for purchase in the public equity markets by investors. The performance of the Index is listed in U.S. dollars and assumes reinvestment of net dividends. The index is unmanaged and does not include any expenses, fees or sales charges. It is not possible to invest directly in an index.

IMPORTANT INFORMATION

This marketing communication has been issued by Morgan Stanley Investment Management Limited ("MSIM"). Authorised and regulated by the Financial Conduct Authority. Registered in England No. 1981121. Registered Office: 25 Cabot Square, Canary Wharf, London E14 4QA.

This document contains information relating to the sub-funds of Morgan Stanley Funds (UK).

Morgan Stanley Funds (UK), an investment company with variable capital incorporated in England and Wales under registered number, IC000012. The Company is an Undertaking for Collective Investment in Transferable

Securities ("UCITS"). Applications for shares in Morgan Stanley Funds (UK) should not be made without first consulting the current Prospectus, Key Investor Information Document (KIID), Annual Report and Semi-Annual Report ('Offering Documents'), or other documents available in your local jurisdiction, which are available free of charge from the Registered Office: 25 Cabot Square, Canary Wharf, London E14 4QA.

Any index referred to herein is the intellectual property (including registered trademarks) of the applicable licensor. Any product based on an index is in no way sponsored, endorsed, sold or promoted by the applicable licensor and it shall not have any liability with respect thereto.

All investments involve risks, including the possible loss of principal.

This communication has been prepared solely for information purposes and does not constitute an offer to buy or sell any particular security or adopt any specific investment strategy.

The material contained herein has not been based on a consideration of any individual client circumstances and is not investment advice, nor should it be construed in any way as tax, accounting, legal or regulatory advice. To that end, investors should seek independent legal and financial advice, including advice as to tax consequences, before making any investment decision.

The information contained in this communication is not a research recommendation or 'investment research' and is classified as a

'Marketing Communication' in accordance with the European Communities (Markets in Financial Instruments) Regulations 2007 or applicable Swiss regulation. This means that this marketing communication (a) has not been prepared in accordance with legal requirements designed to promote the independence of investment research (b) is not subject to any prohibition on dealing ahead of the dissemination of investment research.

MSIM has not authorised financial intermediaries to use and to distribute this document, unless such use and distribution is made in accordance with applicable law and regulation. MSIM shall not be liable for, and accepts no liability for, the use or misuse of this document by any such financial intermediary. If you are a distributor of the Morgan Stanley Funds (UK), some or all of the funds or shares in individual funds may be available for distribution. Please refer to your sub-distribution agreement for these details before forwarding fund information to your clients.

The whole or any part of this work may not be reproduced, copied or transmitted or any of its contents disclosed to third parties without MSIM' express written consent.

This document may be translated into other languages. Where such a translation is made this English version remains definitive. If there are any discrepancies between the English version and any version of this document in another language, the English version shall prevail.

All information contained herein is proprietary and is protected under copyright law.