

Global Equity Observer

A Value Rally Ahead? Looking in the Rear-View Mirror

ACTIVE FUNDAMENTAL EQUITY | INTERNATIONAL EQUITY TEAM | INVESTMENT INSIGHT | NOVEMBER 2020

After the extraordinary rally in growth stocks over the summer, the question we frequently hear from investors is whether the market will enter a value rally—perhaps not right now, but over the near to medium term.

We do not have strong views about the potential external triggers of such a value rally, be it government intervention, central bank policy, inflation or political change. However, we believe that earnings—or more precisely, cash flows—are ultimately the drivers of a value rally, in particular the predictability of earnings growth. The more predictable the earnings growth for the market as a whole, the more likely we experience a value rally.

Display 1 illustrates this point. The bars show consensus expectations in terms of 12 months forward EPS growth. The dark blue line shows actual EPS growth. Where the bars and the dark blue line are closely aligned, consensus was broadly right, and where they diverge, earnings have been unpredictable and disappointed expectations. The shaded vertical areas show periods of value rallies, i.e. periods where the MSCI World Value Index outperformed the MSCI World Growth Index. As you can see, value rallies have historically occurred when earnings forecasts were reliable.

This should not be much of a surprise. A value stock is one that is cheap relative to its near-term intrinsic value. The intrinsic value of a company is a function of its future free cash flows, of which earnings are an important component and hence its ability to pay dividends or re-invest in the business. During periods of predictable earnings, value stocks can be attractive as they often trade at a discount to intrinsic value due to uncertainty caused by e.g. cyclicalities, management or perceived structural issues. In such instances, the gap between price and intrinsic value can be determined fairly easily. When earnings keep disappointing,

AUTHORS




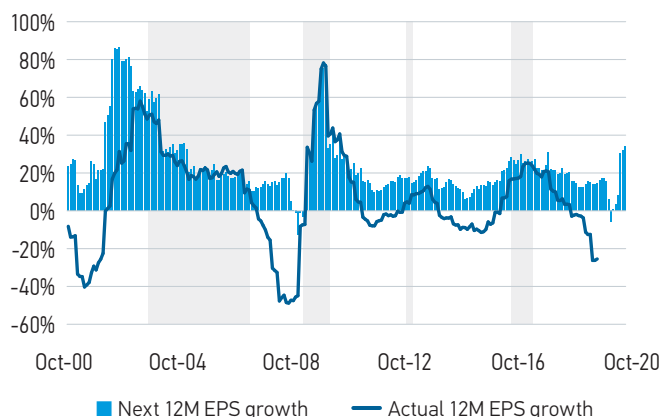
NIC SOCHOVSKY
Managing Director



DIRK HOFFMANN-BECKING
Executive Director

“The more predictable the earnings growth, the more likely a value rally”



DISPLAY 1**MSCI World EPS Forecasts versus Actuals**

Source: MSIM and FactSet, October 2020

determining the intrinsic value can become difficult for investors and the discount for uncertainty deepens.

If we look at the value rally from 2003 to July 2007, the stable “Goldilocks” environment made earnings growth predictable and value stocks outperformed. Similarly, during the 2009/10 recovery period, earnings forecasts for cyclical value stocks were reliable and so investors bought into them.

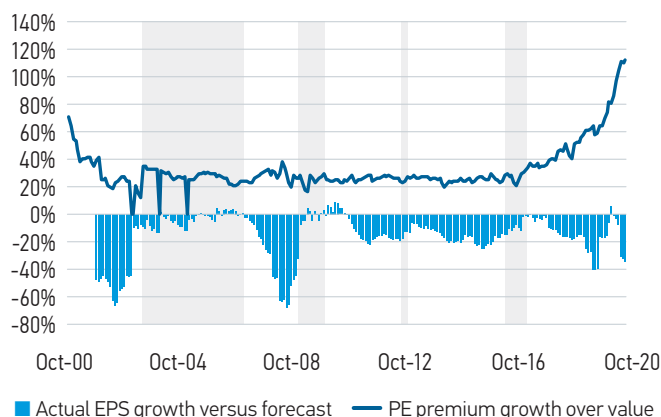
“A value rally is first and foremost an earnings phenomenon, not a valuation phenomenon”

Since 2010 we have gone through nearly 10 years of near-consistent earnings disappointments, driven not only by negative rates, but also technological disruption and political upheaval—first in the Eurozone and then in the U.S./China relationship. Apart from the very brief periods of 2012/13 and 2016 when temporary relief measures created earnings growth that matched up to forecasts, earnings have disappointed and value stocks underperformed.

What matters very little is the relative valuation of value stocks versus growth stocks. The premium in Price Earnings terms between growth stocks and value stocks was fairly stable before and going into the four main value rallies of the last 20 years. In other words, a value rally is first and foremost an earnings phenomenon, not a valuation phenomenon.

The picture emerging in 2020

During the current COVID crisis we have seen by far the largest underperformance of value versus growth of the last 20 years, even though near-term earnings disappointment is no worse than in 2018, for example. This has left us with the biggest relative valuation gap between value and growth since 2000.

DISPLAY 2**Growth Premium and EPS Disappointment**

Source: MSIM and FactSet, October 2020

“Without earnings growth becoming more predictable, there will be no value rally”

The gap suggests that the market believes that there is more earnings disappointment ahead, i.e. the consensus 35% earnings improvement for the next 12 months will simply not materialise. We do not know whether the market is right, but we are fairly confident that without earnings growth becoming more predictable, there will not be a value rally. And as we have seen in the last 10 years, predictability of earnings is not just a function of economic growth, but also a question of how well companies handle disruption, embrace new technology and—increasingly—how well they deliver on ESG matters. In other words, quite a lot of things need to go right for a value rally to happen.

Quality in a value rally

This brings us to the next question: how does a quality portfolio behave in a value rally? A quality stock as we define it has first and foremost predictable earnings growth at sustainably high returns. In a period when very few companies have predictable earnings, quality stocks tend to outperform. This is mostly on the back of stronger earnings, but also in part due to a higher scarcity premium. In a value rally, this scarcity premium goes down. However, the predictable earnings growth should not be affected. Therefore, the absolute risk to a quality portfolio lies in valuation, not in earnings. If we look at historical trends and the relative performance of our global strategies, we see that in periods of value rallies (2003–2007, 2009/10, 2012/13 and 2016), generally performance lagged in relative terms but was strong in absolute terms. More recently, we have again seen our global portfolios’ earnings profile showing predictability and resilience even in this unprecedented environment.

“Our global portfolios’ earnings profiles have shown predictability and resilience, even in this unprecedented environment”

Our main concern now is valuation. In the pandemic, companies with predictable earnings profiles have become even scarcer and their valuation premium has gone up. That is particularly true for high growth technology companies and the so-called “COVID-winners”.

We believe that there are two ways to lose money: either the earnings go away or the multiple goes away. This makes us wary of high growth/high valuation companies. As a result,

the portfolio changes we have undertaken in the last few years have mostly been driven by concerns about valuation rather than earnings growth. We have steadily shifted out of stocks with excessively high valuation into stocks with more realistic valuations. As a consequence of both stronger earnings and our approach to valuation, our global portfolios have actually de-rated versus the market. In contrast, most growth portfolios have re-rated during the pandemic.

Going forward, we have no visibility on valuations, neither absolute nor relative. Whether the portfolio outperforms in the near and medium term will partly depend on whether or not the market shifts into a world of higher overall earnings predictability. But relative performance is not our objective. We aim to buy stocks with earnings which compound predictably and sustainably high returns on operating capital, at acceptable prices. Our goal is to generate absolute, rather than relative returns over the long term.

Risk Considerations

There is no assurance that a portfolio will achieve its investment objective. Portfolios are subject to market risk, which is the possibility that the market value of securities owned by the portfolio will decline. Market values can change daily due to economic and other events (e.g. natural disasters, health crises, terrorism, conflicts and social unrest) that affect markets, countries, companies or governments. It is difficult to predict the timing, duration, and potential adverse effects (e.g. portfolio liquidity) of events. Accordingly, you can lose money investing in this strategy. Please be aware that this strategy may be subject to certain additional risks. Changes in the worldwide economy, consumer spending, competition, demographics and consumer preferences, government regulation and economic conditions may adversely affect **global franchise companies** and may negatively impact the strategy to a greater extent than if the strategy’s assets were invested in a wider variety of companies. In general, **equity securities’** values also fluctuate in response to activities specific to a company. Investments in **foreign markets** entail special risks such as currency, political, economic, and market risks. **Stocks of small-capitalisation companies** carry special risks, such as limited product lines, markets and financial resources, and greater market volatility than securities of larger, more established companies. The risks of investing in **emerging market countries** are greater than risks associated with investments in foreign developed markets. **Non-diversified portfolios** often invest in a more limited number of issuers. As such, changes in the financial condition or market value of a single issuer may cause greater volatility.

DEFINITIONS

The indexes are unmanaged and do not include any expenses, fees or sales charges. It is not possible to invest directly in an index. Any index referred to herein is the intellectual property (including registered trademarks) of the applicable licensor. Any product based on an index is in no way sponsored, endorsed, sold or promoted by the applicable licensor and it shall not have any liability with respect thereto. The **MSCI World Index** is a free float adjusted market capitalization weighted index that is designed to measure the global equity market performance of developed markets. The term “free float” represents the portion of shares outstanding that are deemed to be available for purchase in the public equity markets by investors. The performance of the Index is listed in U.S. dollars and assumes reinvestment of net dividends. The **MSCI World Health Care Index** is a capitalization weighted index that monitors the performance of health care stocks from developed market countries in North America, Europe and the Asia/Pacific Region. The index includes reinvestment of dividends, net of foreign withholding taxes.

DISTRIBUTION

This communication is only intended for and will only be distributed to persons resident in jurisdictions where such distribution or availability would not be contrary to local laws or regulations.

Ireland: Morgan Stanley Investment Management (Ireland) Limited. Registered Office: The Observatory, 7-11 Sir John Rogerson’s, Quay, Dublin 2,

Ireland. Registered in Ireland under company number 616662. Regulated by the Central Bank of Ireland. **United Kingdom:** Morgan Stanley Investment Management Limited is authorised and regulated by the Financial Conduct Authority. Registered in England. Registered No. 1981121. Registered Office: 25 Cabot Square, Canary Wharf, London E14 4QA. **Dubai:** Morgan Stanley Investment Management Limited (Representative Office, Unit Precinct 3-7th Floor-Unit 701 and 702, Level 7, Gate Precinct Building 3, Dubai International Financial Centre, Dubai, 506501, United Arab Emirates. Telephone: +97 (0)14 709 7158). **Germany:** Morgan Stanley Investment Management Limited Niederlassung Deutschland, Grosse Gallusstrasse 18, 60312 Frankfurt am Main, Germany (Gattung: Zweigniederlassung (FDI) gem. § 53b KWG). **Italy:** Morgan Stanley Investment Management Limited, Milan Branch (Sede Secondaria di Milano) is a branch of Morgan Stanley Investment Management Limited, a company registered in the UK, authorised and regulated by the Financial Conduct Authority (FCA), and whose registered office is at 25 Cabot Square, Canary Wharf, London, E14 4QA. Morgan Stanley Investment Management Limited Milan Branch (Sede Secondaria di Milano) with seat in Palazzo Serbelloni Corso Venezia, 16 20121 Milano, Italy, is registered in Italy with company number and VAT number 08829360968. **The Netherlands:** Morgan Stanley Investment Management, Rembrandt Tower, 11th Floor Amstelplein 1 1096HA, Netherlands. Telephone: 31 2-0462-1300. Morgan Stanley Investment Management is a branch office of Morgan Stanley Investment Management Limited. Morgan Stanley Investment Management Limited is authorised and regulated by the Financial

Conduct Authority in the United Kingdom. Switzerland: Morgan Stanley & Co. International plc, London, Zurich Branch Authorised and regulated by the Eidgenössische Finanzmarktaufsicht ("FINMA"). Registered with the Register of Commerce Zurich CHE-115.415.770. Registered Office: Beethovenstrasse 33, 8002 Zurich, Switzerland, Telephone +41 (0) 44 588 1000. Facsimile Fax: +41(0) 44 588 1074.

U.S.

A separately managed account may not be appropriate for all investors. Separate accounts managed according to the Strategy include a number of securities and will not necessarily track the performance of any index. Please consider the investment objectives, risks and fees of the Strategy carefully before investing. A minimum asset level is required. For important information about the investment manager, please refer to Form ADV Part 2.

Please consider the investment objectives, risks, charges and expenses of the funds carefully before investing. The prospectuses contain this and other information about the funds. To obtain a prospectus please download one at morganstanley.com/im or call 1-800-548-7786. Please read the prospectus carefully before investing.

Morgan Stanley Distribution, Inc. serves as the distributor for Morgan Stanley funds.

NOT FDIC INSURED | OFFER NO BANK GUARANTEE | MAY LOSE VALUE | NOT INSURED BY ANY FEDERAL GOVERNMENT AGENCY | NOT A DEPOSIT

Hong Kong: This document has been issued by Morgan Stanley Asia Limited for use in Hong Kong and shall only be made available to "professional investors" as defined under the Securities and Futures Ordinance of Hong Kong (Cap 571). The contents of this document have not been reviewed nor approved by any regulatory authority including the Securities and Futures Commission in Hong Kong. Accordingly, save where an exemption is available under the relevant law, this document shall not be issued, circulated, distributed, directed at, or made available to, the public in Hong Kong. **Singapore:** This document should not be considered to be the subject of an invitation for subscription or purchase, whether directly or indirectly, to the public or any member of the public in Singapore other than (i) to an institutional investor under section 304 of the Securities and Futures Act, Chapter 289 of Singapore ("SFA"); (ii) to a "relevant person" (which includes an accredited investor) pursuant to section 305 of the SFA, and such distribution is in accordance with the conditions specified in section 305 of the SFA; or (iii) otherwise pursuant to, and in accordance with the conditions of, any other applicable provision of the SFA. This publication has not been reviewed by the Monetary Authority of Singapore. **Australia:** This publication is disseminated in Australia by Morgan Stanley Investment Management (Australia) Pty Limited ACN: 122040037, AFSL No. 314182, which accept responsibility for its contents. This publication, and any access to it, is intended only for "wholesale clients" within the meaning of the Australian Corporations Act.

Japan: For professional investors, this document is circulated or distributed for informational purposes only. For those who are not professional investors, this document is provided in relation to Morgan Stanley Investment Management (Japan) Co., Ltd. ("MSIMJ")'s business with respect to discretionary investment management agreements ("IMA") and investment advisory agreements ("IAA"). This is not for the purpose of a recommendation or solicitation of transactions or offers any particular financial instruments. Under an IMA, with respect to management of assets of a client, the client prescribes basic management policies in advance and commissions MSIMJ to make all investment decisions based on an analysis of the value, etc. of the securities, and MSIMJ accepts such commission. The client shall delegate to MSIMJ the authorities necessary for making investment. MSIMJ exercises the delegated authorities based on investment decisions of MSIMJ, and the client shall not make individual instructions. All investment profits and losses belong to the clients; principal is not guaranteed. Please consider the investment objectives and nature of risks before investing. As an investment advisory fee for an IAA or an IMA,

the amount of assets subject to the contract multiplied by a certain rate (the upper limit is 2.20% per annum (including tax)) shall be incurred in proportion to the contract period. For some strategies, a contingency fee may be incurred in addition to the fee mentioned above. Indirect charges also may be incurred, such as brokerage commissions for incorporated securities. Since these charges and expenses are different depending on a contract and other factors, MSIMJ cannot present the rates, upper limits, etc. in advance. All clients should read the Documents Provided Prior to the Conclusion of a Contract carefully before executing an agreement. This document is disseminated in Japan by MSIMJ, Registered No. 410 (Director of Kanto Local Finance Bureau (Financial Instruments Firms)), Membership: the Japan Securities Dealers Association, The Investment Trusts Association, Japan, the Japan Investment Advisers Association and the Type II Financial Instruments Firms Association.

IMPORTANT INFORMATION

EMEA: This marketing communication has been issued by Morgan Stanley Investment Management Limited ("MSIM"). Authorised and regulated by the Financial Conduct Authority. Registered in England No. 1981121. Registered Office: 25 Cabot Square, Canary Wharf, London E14 4QA.

There is no guarantee that any investment strategy will work under all market conditions, and each investor should evaluate their ability to invest for the long-term, especially during periods of downturn in the market. Prior to investing, investors should carefully review the strategy's/product's relevant offering document. There are important differences in how the strategy is carried out in each of the investment vehicles.

A separately managed account may not be suitable for all investors. Separate accounts managed according to the Strategy include a number of securities and will not necessarily track the performance of any index. Please consider the investment objectives, risks and fees of the Strategy carefully before investing.

This material is a general communication, which is not impartial and has been prepared solely for informational and educational purposes and does not constitute an offer or a recommendation to buy or sell any particular security or to adopt any specific investment strategy. The information herein has not been based on a consideration of any individual investor circumstances and is not investment advice, nor should it be construed in any way as tax, accounting, legal or regulatory advice. To that end, investors should seek independent legal and financial advice, including advice as to tax consequences, before making any investment decision.

Except as otherwise indicated herein, the views and opinions expressed herein are those of the portfolio management team, are based on matters as they exist as of the date of preparation and not as of any future date, and will not be updated or otherwise revised to reflect information that subsequently becomes available or circumstances existing, or changes occurring, after the date hereof.

Forecasts and/or estimates provided herein are subject to change and may not actually come to pass. Information regarding expected market returns and market outlooks is based on the research, analysis and opinions of the authors. These conclusions are speculative in nature, may not come to pass and are not intended to predict the future performance of any specific Morgan Stanley Investment Management product.

MSIM has not authorised financial intermediaries to use and to distribute this document, unless such use and distribution is made in accordance with applicable law and regulation.

Additionally, financial intermediaries are required to satisfy themselves that the information in this document is suitable for any person to whom they provide this document in view of that person's circumstances and purpose. MSIM shall not be liable for, and accepts no liability for, the use or misuse of this document by any such financial intermediary.

The whole or any part of this work may not be reproduced, copied or transmitted or any of its contents disclosed to third parties without MSIM's express written consent.

All information contained herein is proprietary and is protected under copyright law.

Explore our site at www.morganstanley.com/im