

Tales From the Emerging World

Emerging India in a Multipolar World

EMERGING MARKETS EQUITY TEAM | MACRO INSIGHT | 2022

When the 15-nation UN security council hastily called for a vote in February to condemn Vladimir Putin's invasion of Ukraine, India joined China and Qatar to abstain. It was a difficult balancing act. Delhi didn't want to alienate Russia, an important historical friend, which supplies 46% of its military equipment,¹ without also antagonizing the U.S., its largest trading partner.² India also depends on Russia's diplomatic support at the UN for its claims over Kashmir. After all, the Soviet Union has used its veto six times at the Security Council on India's behalf.

For Delhi, though the abstention vote was an embarrassment, the clear and present dangers come from a prickly Pakistan and a muscular China. India is forging its own geopolitical path in this multipolar world and focusing on its strategic interests. That means siding both with Russia and joining Western alliances, such as the Quadrilateral Security Dialogue, alongside the United States, Australia, and Japan. From Brussels to Tokyo to Washington, governments are determined to lower their dependence on Beijing. At a time of when investability in China is being questioned, shifting geopolitical realities offer India an opportunity to shine.

Coupled with its geopolitical stance, India's economic condition is looking favorable for the rest of this decade. India has not been able to realize the kind of industrial transformation that turned countries like China and South Korea into miracle economies by building their manufacturing capabilities. Instead, India's economic growth was led by services unlike the Asian tigers. Recently there has been a change in the mindset from the Gandhian principles of small is beautiful, to actively incentivizing large scale manufacturing capacities through production linked incentive (PLI) schemes.

AUTHOR



JITANIA KANDHARI

Head of Macro and Thematic Research, Emerging Markets Equity Team





AMAY HATTANGADI

Co-Lead Portfolio Manager Emerging Markets Core Strategies

¹ Bloomberg, Haver, SIPRI.

² World Trade Organization, COMTRADE, Haver.



These schemes have attracted interest across 14 sectors including automobiles, solar panels, and advanced batteries. Buoyed by the government's PLI scheme, India now is an exporter of mobile phones. Delhi is also focusing on import substitution in manufacturing to enhance domestic capacity and reduce external dependence. As firms everywhere reconfigure supply chains to lessen their reliance on China, India has an opportunity to increase its manufacturing, helped by a \$26 billion subsidy scheme.³

Emerging sectors such as aerospace, semiconductors, and renewables should help increase youth employment. The reform measures are starting to pay off. The "Make in India" initiative encourages both foreign and domestic investment in the manufacturing sector; "Smart Cities" aims to eradicate urban squalor and "Digital India" targets an overhaul of government services with electronic identity, digital payments, and bank accounts. Additionally, the government has launched its Open Network for Digital Commerce (ONDC) in an attempt to deepen e-commerce penetration and foster innovation by start-ups with a special focus on small merchants and rural consumers. Each of these are enhancements in efforts to improve the country's infrastructure. India has backed the "tech stack" and direct welfare and persevered with the painful task of shrinking the informal economy. Financial reforms have made it easier to float young firms and bankrupt bad ones.

In contrast, China continues to focus on transitioning its economy away from investment to consumption. China's economy is slowing

down, faced with a shrinking workforce, industrial overcapacity, a floundering property market, a mountain of debt and renewed COVID lockdowns. A serious downturn in the property market, a key engine of GDP growth, has eroded confidence in the economy. Real estate lies at the heart of an investment cycle. While investment to GDP ratio in India hovers at 30%, China's has peaked at 45% and a big share of that is real estate investment. The real estate sector accounts for around 29% of GDP in China, more than double the ratio in India, according to IMF economist Yuanchen Yang.⁵ Excessive supply is dragging down China's heavily indebted property sector. The working-age population in China is now shrinking,⁶ which will further erode the demand for housing over the coming years hurting future growth.

The reverse holds in India. After being in doldrums for the past 3 years, India's real estate sector is set to recover. As more of India's population heads to the cities, demand for housing increases. India's young work force stands to benefit from affordability at almost unprecedented levels in terms of mortgage payments relative to income growth, that has declined to 28% in Q1 2022 from 53% in 2012.⁷ House prices are 3.2 times average income in India compared to 6.7 times in China.⁸ In fact, the five biggest cities in the world, with the lowest rental yields, are all in China, making it one of the most expensive countries in the world.

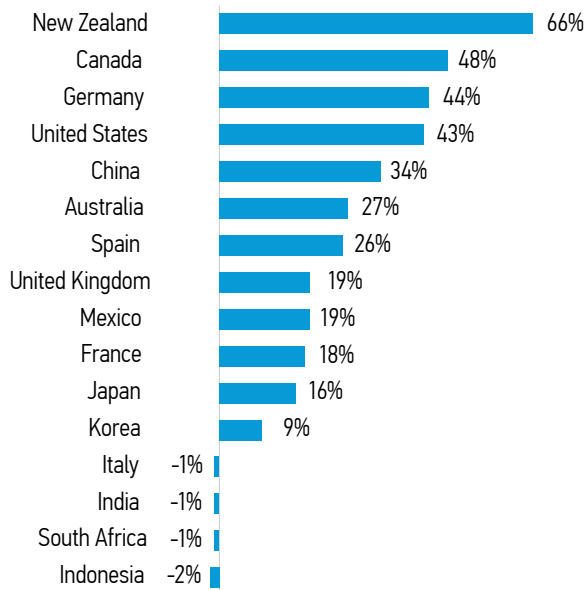
Residential inventory levels have declined to a nine-year low of 24 months of sales for the top seven cities in India.⁹ Nominal wage growth of around 8% should fuel demand just at a time when supply has declined.¹⁰

China's economy is also more levered, with total debt to GDP at 300%.¹¹ Chinese property developers have excessively high debt levels. Goldman Sachs expects a third of China's property firms to default this year and a massive chunk of onshore and offshore bonds are maturing by the end of 2022.¹² Two of the largest have already defaulted on their offshore bond repayments.

DISPLAY 1

India Missed the Global Real Estate Party

Real House Price Appreciation: 2015–3Q21



Source: OECD as of 3Q21.

³ Reuters, Bloomberg.

⁴ MSIM, Bloomberg, FactSet, Haver.

⁵ VoxChina, Haver.

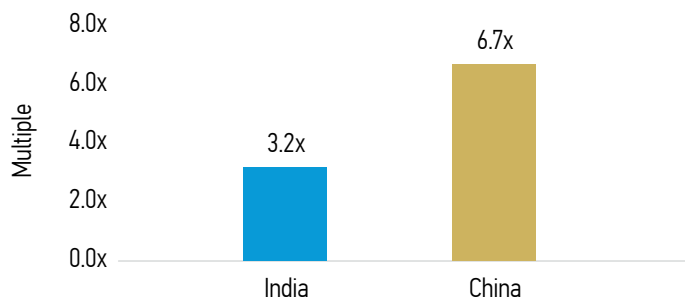
⁶ BCA Research, Rhodium Group.

⁷ HDFC, SBI, Jefferies. Note, data for Q1 2022 represented by fiscal year ended March 31, 2022.

DISPLAY 2

India Beats China on Housing Affordability

Home Price to Income Multiple



Source: MSIM, JPM, NBS, HDFC.

⁸ MSIM, J.P. Morgan, NBS, HDFC.

⁹ Reserve Bank of India, Bloomberg.

¹⁰ World Bank Data, Reserve Bank of India.

¹¹ Bank of International Settlements, Haver.

¹² Bloomberg.

Corporate bonds of property developers are trading at less than 50 cents to the dollar.¹³ Household debt has risen from almost nothing in 2007 to 62% of GDP today, mainly on account of rising mortgage debt.¹⁴ China's households are refusing to pay mortgages in 50 cities.¹⁵

Chinese property firms are facing debt deflation, falling asset prices with high debt burden, whereas property markets in India have healthy debt ratios and in our view, a high probability of increasing asset prices. India's real estate sector has been cleansed of weak players. Developers have been prudent with their finances and have cut their balance sheet debt by half over the last 3 years.¹⁶ As Indian developers are not allowed by the Reserve Bank of India (RBI) to take loans from abroad, there are no dollar-denominated borrowings in the sector. The banking sector today stands much healthier with steadily improving nonperforming loan (NPL) ratios and no asset quality concerns as such.¹⁷ According to the RBI, businesses have seen a steady net profit-to-sales growth over the past year and are sitting on piles of cash.

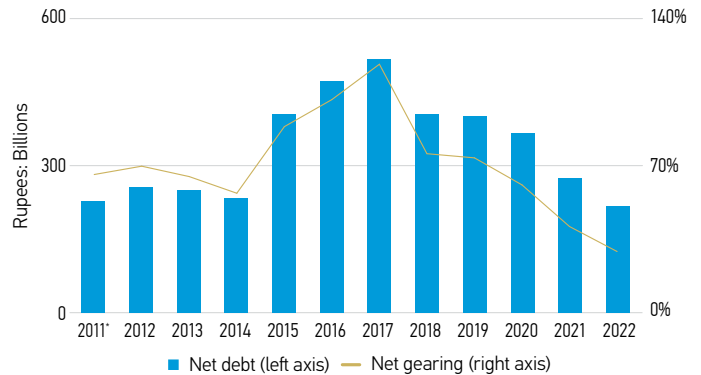
It is true that India will face headwinds from geopolitical uncertainties. Inflation and global supply chain disruptions will challenge the government's ability to smoothly manage the economy, however macro fundamentals today are stronger than that seen during the 2013-14 period. But unlike China today, Indians benefit from a healthy

real estate market and global businesses seeking more resilient and cost-effective alternatives to China. The stage is set for Delhi to move forward with an investment cycle to create a path for growth. That way, India truly emerges from under the shadow of China.

DISPLAY 3

Declining Developer Debt : A Sign of Improving Property Markets

India Property Developer Borrowing



Source: MS Research. *All years reflect the fiscal year ending March 31 of that year.

Risk Considerations: There is no assurance that a portfolio will achieve its investment objective. Portfolios are subject to market risk, which is the possibility that the market values of securities owned by the portfolio will decline and that the value of portfolio shares may therefore be less than what you paid for them. Market values can change daily due to economic and other events (e.g. natural disasters, health crises, terrorism, conflicts and social unrest) that affect markets, countries, companies or governments. It is difficult to predict the timing, duration, and potential adverse effects (e.g. portfolio liquidity) of events. Accordingly, you can lose money investing in this portfolio. Please be aware that this portfolio may be subject to certain additional risks. In general, **equities securities'** values also fluctuate in response to activities specific to a company. Investments in **foreign markets** entail special risks such as currency, political, economic, market and liquidity risks. The risks of investing in **emerging market countries** are greater than the risks generally associated with investments in foreign developed countries. Stocks of **small-capitalization companies** entail special risks, such as limited product lines, markets, and financial resources, and greater market volatility than securities of larger, more-established companies. **Derivative instruments** can be illiquid, may disproportionately increase losses and may have a potentially large negative impact on the Portfolio's performance. **Illiquid securities** may be more difficult to sell and value than public traded securities (liquidity risk). **Non-diversified portfolios** often invest in a more limited number of issuers. As such, changes in the financial condition or market value of a single issuer may cause greater volatility. **Cryptocurrency (notably, Bitcoin)** operates as a decentralized, peer-to-peer financial exchange and value storage that is used like money. It is not backed by any government. Federal, state or foreign governments may restrict the use and exchange of cryptocurrency. Cryptocurrency may experience very high volatility.

¹³ Bloomberg.

¹⁴ Reuters.

¹⁵ Bloomberg.

¹⁶ Morgan Stanley Research.

¹⁷ Reserve Bank of India Financial Stability Report.

DEFINITIONS

Gross Domestic Product (GDP) is the monetary value of all the finished goods and services produced within a country's borders in a specific time period. It includes all private and public consumption, government outlays, investments and net exports.

IMPORTANT INFORMATION

There is no guarantee that any investment strategy will work under all market conditions, and each investor should evaluate their ability to invest for the long-term, especially during periods of downturn in the market.

A separately managed account may not be appropriate for all investors. Separate accounts managed according to the particular Strategy may include securities that may not necessarily track the performance of a particular index. A minimum asset level is required.

For important information about the investment managers, please refer to Form ADV Part 2.

The views and opinions and/or analysis expressed are those of the author or the investment team as of the date of preparation of this material and are subject to change at any time without notice due to market or economic conditions and may not necessarily come to pass. Furthermore, the views will not be updated or otherwise revised to reflect information that subsequently becomes available or circumstances existing, or changes occurring, after the date of publication. The views expressed do not reflect the opinions of all investment personnel at Morgan Stanley Investment Management (MSIM) and its subsidiaries and affiliates (collectively "the Firm"), and may not be reflected in all the strategies and products that the Firm offers.

Forecasts and/or estimates provided herein are subject to change and may not actually come to pass. Information regarding expected market returns and market outlooks is based on the research, analysis and opinions of the authors or the investment team. These conclusions are speculative in nature, may not come to pass and are not intended to predict the future performance of any specific strategy or product the Firm offers. Future results may differ significantly depending on factors such as changes in securities or financial markets or general economic conditions.

This material has been prepared on the basis of publicly available information, internally developed data and other third-party sources believed to be reliable. However, no assurances are provided regarding the reliability of such information and the Firm has not sought to independently verify information taken from public and third-party sources.

This material is a general communication, which is not impartial and all information provided has been prepared solely for informational and educational purposes and does not constitute an offer or a recommendation to buy or sell any particular security or to adopt any specific investment strategy. The information herein has not been based on a consideration of any individual investor circumstances and is not investment advice, nor should it be construed in any way as tax, accounting, legal or regulatory advice. To that end, investors should seek independent legal and financial advice, including advice as to tax consequences, before making any investment decision.

Charts and graphs provided herein are for illustrative purposes only. **Past performance is no guarantee of future results.**

This material is not a product of Morgan Stanley's Research Department and should not be regarded as a research material or a recommendation.

The Firm has not authorised financial intermediaries to use and to distribute this material, unless such use and distribution is made in accordance with applicable law and regulation. Additionally, financial intermediaries are required to satisfy themselves that the information in this material is appropriate for any person to whom they provide this material in view of that person's circumstances and purpose. The Firm shall not be liable for, and accepts no liability for, the use or misuse of this material by any such financial intermediary.

This material may be translated into other languages. Where such a translation is made this English version remains definitive. If there are any discrepancies between the English version and any version of this material in another language, the English version shall prevail.

The whole or any part of this material may not be directly or indirectly reproduced, copied, modified, used to create a derivative work, performed, displayed, published, posted, licensed, framed, distributed or transmitted or any of its contents disclosed to third parties without the Firm's express written consent. This material may not be linked to unless such hyperlink is for personal and non-commercial use. All information contained herein is proprietary and is protected under copyright and other applicable law.

Eaton Vance is part of Morgan Stanley Investment Management. Morgan Stanley Investment Management is the asset management division of Morgan Stanley.

DISTRIBUTION

This material is only intended for and will only be distributed to persons resident in jurisdictions where such distribution or availability would not be contrary to local laws or regulations.

MSIM, the asset management division of Morgan Stanley (NYSE: MS), and its affiliates have arrangements in place to market each other's products and services. Each MSIM affiliate is regulated as appropriate in the jurisdiction it operates. MSIM's affiliates are: Eaton Vance Management (International) Limited, Eaton Vance Advisers International Ltd, Calvert Research and Management, Eaton Vance Management, Parametric Portfolio Associates LLC and Atlanta Capital Management LLC.

This material has been issued by any one or more of the following entities:

EMEA:

This material is for Professional Clients/Accredited Investors only.

In the EU, MSIM and Eaton Vance materials are issued by MSIM Fund Management (Ireland) Limited ("FMIL"). FMIL is regulated by the Central Bank of Ireland and is incorporated in Ireland as a private company limited by shares with company registration number 616661 and has its registered address at The Observatory, 7-11 Sir John Rogerson's Quay, Dublin 2, D02 VC42, Ireland.

Outside the EU, MSIM materials are issued by Morgan Stanley Investment Management Limited (MSIM Ltd) is authorised and regulated by the Financial Conduct Authority. Registered in England. Registered No. 1981121. Registered Office: 25 Cabot Square, Canary Wharf, London E14 4QA.

In Switzerland, MSIM materials are issued by Morgan Stanley & Co. International plc, London (Zurich Branch) Authorised and regulated by the Eidgenössische Finanzmarktaufsicht ("FINMA"). Registered Office: Beethovenstrasse 33, 8002 Zurich, Switzerland.

Outside the US and EU, Eaton Vance materials are issued by Eaton Vance Management (International) Limited ("EVM") 125 Old Broad Street, London, EC2N 1AR, UK, which is authorised and regulated in the United Kingdom by the Financial Conduct Authority.

Italy: MSIM FMIL (Milan Branch), (Sede Secondaria di Milano) Palazzo Serbelloni Corso Venezia, 16 20121 Milano, Italy. **The Netherlands:** MSIM FMIL (Amsterdam Branch), Rembrandt Tower, 11th Floor Amstelplein 11096HA, Netherlands. **France:** MSIM FMIL (Paris Branch), 61 rue de Monceau 75008 Paris, France. **Spain:** MSIM FMIL (Madrid Branch), Calle Serrano 55, 28006, Madrid, Spain. **Germany:** MSIM Fund Management (Ireland) Limited Niederlassung Deutschland Junghofstrasse 13-15 60311 Frankfurt Deutschland (Gattung: Zweigniederlassung (FDI) gem. §

53b KWG). **Denmark:** MSIM FMIL (Copenhagen Branch), Gorrissen Federspiel, Axel Towers, Axeltorv2, 1609 Copenhagen V, Denmark.

MIDDLE EAST

Dubai: MSIM Ltd (Representative Office, Unit Precinct 3-7th Floor-Unit 701 and 702, Level 7, Gate Precinct Building 3, Dubai International Financial Centre, Dubai, 506501, United Arab Emirates. Telephone: +97 (0)14 709 7158).

U.S.

NOT FDIC INSURED | OFFER NO BANK GUARANTEE | MAY LOSE VALUE | NOT INSURED BY ANY FEDERAL GOVERNMENT AGENCY | NOT A BANK DEPOSIT

LATIN AMERICA (Brazil, Chile Colombia, Mexico, Peru, and Uruguay)

This material is for use with an institutional investor or a qualified investor only. All information contained herein is confidential and is for the exclusive use and review of the intended addressee, and may not be passed on to any third party. This material is provided for informational purposes only and does not constitute a public offering, solicitation or recommendation to buy or sell for any product, service, security and/or strategy. A decision to invest should only be made after reading the strategy documentation and conducting in-depth and independent due diligence.

ASIA PACIFIC

Hong Kong: This material is disseminated by Morgan Stanley Asia Limited for use in Hong Kong and shall only be made available to "professional investors" as defined under the Securities and Futures Ordinance of Hong Kong (Cap 571). The contents of this material have not been reviewed nor approved by any regulatory authority including the Securities and Futures Commission in Hong Kong. Accordingly, save where an exemption is available under the relevant law, this material shall not be issued, circulated, distributed, directed at, or made available to, the public in Hong Kong. **Singapore:** This material is disseminated by Morgan Stanley Investment Management Company and should not be considered to be the subject of an invitation for subscription or purchase, whether directly or indirectly, to the public or any member of the public in Singapore other than (i) to an institutional investor under section 304 of the Securities and Futures Act, Chapter 289 of Singapore ("SFA"); (ii) to a "relevant person" (which includes an accredited investor) pursuant to section 305 of the SFA, and such distribution is in accordance with the conditions specified in section 305 of the SFA; or (iii) otherwise pursuant to, and in accordance with the conditions of, any other applicable provision of the SFA. This publication has not been reviewed by the Monetary Authority of Singapore. **Australia:** This material is disseminated in Australia by Morgan Stanley Investment Management (Australia) Pty Limited ACN: 12204-0037, AFSL No. 314182, which accept responsibility for its contents. This publication, and any access to it, is intended only for "wholesale clients" within the meaning of the Australian Corporations Act. Calvert Research and Management, ARBN 635 157 434 is regulated by the U.S. Securities and Exchange Commission under U.S. laws which differ from Australian laws. Calvert Research and Management is exempt from the requirement to hold an Australian financial services licence in accordance with class order 03/1100 in respect of the provision of financial services to wholesale clients in Australia.

Japan: For professional investors, this material is circulated or distributed for informational purposes only. For those who are not professional investors, this material is provided in relation to Morgan Stanley Investment Management (Japan) Co., Ltd. ("MSIMJ")'s business with respect to discretionary investment management agreements ("IMA") and investment advisory agreements ("IAA"). This is not for the purpose of a recommendation or solicitation of transactions or offers any particular financial instruments. Under an IMA, with respect to management of assets of a client, the client prescribes basic management policies in advance and commissions MSIMJ to make all investment decisions based on an analysis of the value, etc. of the securities, and MSIMJ accepts such commission. The client shall delegate to MSIMJ the authorities necessary for making investment. MSIMJ exercises the delegated authorities based on investment decisions of MSIMJ, and the client shall not make individual instructions. All investment profits and losses belong to the clients; principal is not guaranteed. Please consider the investment objectives and nature of risks before investing. As an investment advisory fee for an IAA or an IMA, the amount of assets subject to the contract multiplied by a certain rate (the upper limit is 2.20% per annum (including tax)) shall be incurred in proportion to the contract period. For some strategies, a contingency fee may be incurred in addition to the fee mentioned above. Indirect charges also may be incurred, such as brokerage commissions for incorporated securities. Since these charges and expenses are different depending on a contract and other factors, MSIMJ cannot present the rates, upper limits, etc. in advance. All clients should read the Documents Provided Prior to the Conclusion of a Contract carefully before executing an agreement. This material is disseminated in Japan by MSIMJ, Registered No. 410 (Director of Kanto Local Finance Bureau (Financial Instruments Firms)), Membership: the Japan Securities Dealers Association, The Investment Trusts Association, Japan, the Japan Investment Advisers Association and the Type II Financial Instruments Firms Association.