

# Socially Divided

SOLUTIONS & MULTI-ASSET | GLOBAL BALANCED RISK CONTROL | SUSTAINABILITY INSIGHT | FEBRUARY 2021

The struggles of workers during the COVID-19 pandemic have brought into sharp focus long-standing social issues that are starting to have repercussions. In late 2020, 94% of the world's entire workforce lived in countries with workplace closure measures in place due to the pandemic.<sup>1</sup> Essential workers—those on the front lines in health care, foods, staples, law enforcement and other vital services—have largely remained employed. But many face struggles with employee benefits, such as paid sick leave. Among nonessential workers, employees have faced furloughs, difficult transitions to remote-working arrangements or terminations.

Here we explore how these labour issues are playing out across sectors and regions. Not surprisingly, they have the potential to impact companies' profitability and our investment decisions.

### Unevenly spread across sectors

No sector of the economy has escaped the impact of the coronavirus, or COVID-19, but its effects have been uneven. Workforce reduction policies in the industrial and consumer discretionary sectors have in aggregate accounted for nearly 60% of all impacted employees worldwide, compared to only 2% from the consumer staples sector (*Display 1*). On

#### AUTHORS



**ANDREW HARMSTONE**  
Managing Director

*Andrew is Lead Portfolio Manager for the Global Balanced Risk Control Strategy (GBaR). He joined Morgan Stanley in 2008 and has over 30 years of industry experience.*

<sup>1</sup> United Nations International Labour Organization, 'ILO Monitor: COVID-19 and the world of work. Sixth edition', published 23 September 2020.

balance, though, low-income workers are more vulnerable than higher-paid workers.

### Sectors most resistant

- **CONSUMER STAPLES**, overall, has been the least affected by workforce reduction policies. Many consumer staples companies are deemed essential and required to stay open during the pandemic. As a result, some temporarily increased the sizes of their workforces to meet a surge in demand for groceries and other necessities during the peak lockdowns.
- **TECHNOLOGY COMPANIES** have been able to capitalise on intensifying demand for products and software that facilitate remote working throughout the year. We believe this new working model will continue to be at least partially adopted in a post-COVID-19 world.
- **HEALTH CARE**, also deemed essential in the pandemic, has benefitted from increased demand for pharmaceutical products/services,<sup>2</sup> in particular those best positioned to deliver successful COVID-19 vaccines in 2021.

### Businesses with a mix of vulnerabilities

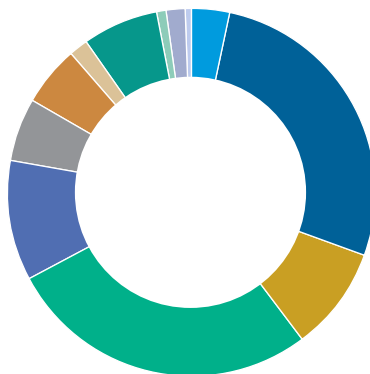
Within the consumer staples sector, there are some subsectors that have been more vulnerable to disruption from the virus. There is a gap between essential and nonessential retail, as well as between traditional brick-and-mortar retail and e-commerce.

- **FOOD STAPLES**, deemed 'essential', have kept their shops open—and those with an online retail presence have had a competitive advantage. But staying open comes with costs. In all aspects of their business, retailers have had to ensure safety and provide

### DISPLAY 1

#### Where you work matters

% of employees affected by work-force reduction, large-cap companies in N. America, EMEA & APAC



Source: AlphaSense Data. As of July 2020.

additional access to non-pay benefits and one-off bonuses to front-line employees, who are vulnerable to the virus while commuting to and from their workplaces and interacting with multiple customers on a daily basis.

- **NONESSENTIAL BRICK-AND-MORTAR RETAIL BUSINESSES** declined overall this year. But as with food staples, those with strong online platforms were open for business and maintained a competitive advantage—even if demand for some products may have fallen. For example, online sales were forecasted to reach \$189 billion over the holiday season, a 33% year-over-year increase, with scope to increase by an additional \$11 billion should we see physical stores shut down due to further COVID-19 restrictions.<sup>3</sup> With fresh announcements of extended stay-at-home orders and employee layoffs, we expect this trend to continue as COVID-19 uncertainty and social distancing rules continue into 2021.

Materials	3.5%
Industrials	27.1%
Information Technology	9.2%
Consumer Discretionary	27.5%
Communication Services	10.5%
Energy	5.7%
Financials	5.2%
Consumer Staples	1.7%
Healthcare	6.6%
Utilities	0.9%
REIT	1.7%
Real Estate	0.4%

- **E-COMMERCE** has been less dependent on government furlough schemes due to an increase in online purchases of staples, such as groceries, as well as some discretionary goods online. But companies have faced several social controversies related to implementing insufficient COVID-19 protection measures, reflecting poor human capital management. In some cases, this has hit consumer sentiment towards these companies, which in turn may have had a negative effect on their valuations. This reflects the increasing importance that consumers, and therefore investors, place on how companies treat their employees in all environments.

Interestingly, these companies' human capital risks have increased because they have hired more workers to meet increased demand, which in turn means greater responsibility to provide for their welfare. Companies following best practices have implemented paid leave for those testing positive for

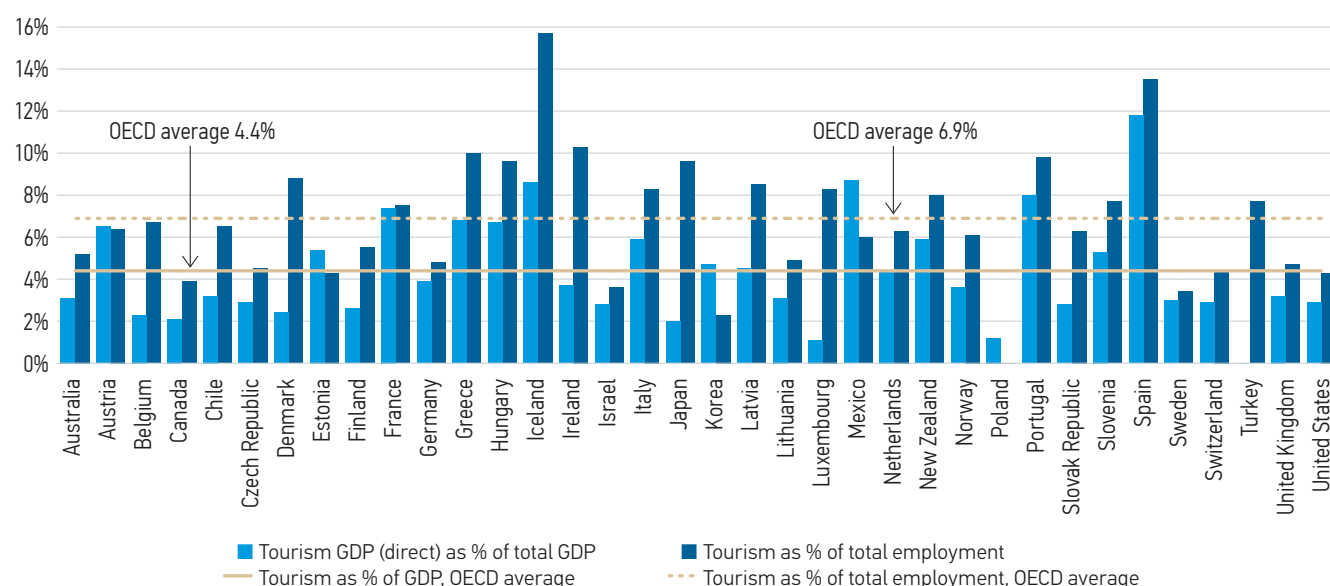
<sup>2</sup> McKinsey & Company, 'The great acceleration', July 2020, <https://www.mckinsey.com/business-functions/strategy-and-corporate-finance/our-insights/the-great-acceleration#>.

<sup>3</sup> Adobe blog, 'Adobe forecasts \$189 billion U.S. online sales this holiday season', October 2020, <https://blog.adobe.com/en/publish/2020/10/28/adobe-forecasts-189-billion-us-online-sales-this-holiday-season.html#gs.o5fula>.

## DISPLAY 2

### Tourism is a significant part of many countries' economies

Direct contribution of tourism in OECD economies



Source: OECD Tourism Trends and Policies, 2020, <https://doi.org/10.1787/6b47b985-en>

the virus and have allowed workers to take unlimited unpaid time off, without fear of layoffs.<sup>4</sup> Measures to support workers have also included an increase in safety requirements, such as the provision of personal protective equipment (PPE), facilities cleaning and COVID-19 testing,<sup>5</sup> as well as compensating employees for heightened risks via higher wages.

### Sectors feeling the most pain

Research into the pandemic layoff and hiring policies of 200 global large-cap companies shows that the nonessential labour-intensive industries, such as travel and tourism, have felt the most acute effects of COVID-19-related labour reduction policies. Government

lockdowns, travel restrictions and lack of flexible working models have severely curtailed their activity.<sup>6</sup>

- **AIRLINES AND HOTELS** have heavily relied on government-funded furlough schemes and other workforce reduction policies throughout the pandemic. Specific terms of the agreements vary by country, but generally require suspensions of dividends and share repurchases, with limits on executive compensation.<sup>7</sup> These schemes were initially only temporary, but have seen some limited scope for being extended. Recovery plans are intended to restore consumer confidence while supporting employees through contactless check-

ins, COVID-19 guarantees (such as waived flight cancellation fees, travel vouchers, covered quarantine costs, etc.), vaccine passports, PPE and intensive cleaning protocols. These will be key to recovery for the airline and hotels industries.<sup>8</sup>

- **TOURISM AND TRAVEL** have suffered the effects of government lockdowns and travel restrictions. Global tourism has declined by 60% and this could reach 80% if recovery measures are further delayed.<sup>9</sup> Travel bans put in place during the peak summer season have been particularly painful for countries like Spain, where tourism directly contributes nearly 12% of its GDP and 13.5% of total employment; this is significantly

<sup>4</sup> Josh Dzieza, 'A seventh Amazon employee dies of COVID-19 as the company refuses to say how many are sick', The Verge, May 2020, <https://www.theverge.com/2020/5/14/21259474/amazon-warehouse-worker-death-indiana>.

<sup>5</sup> Cameron Faulkner, 'Amazon says it'll spend \$4 billion or more dealing with COVID-19', The Verge, April 2020, <https://www.theverge.com/2020/4/30/21243112/amazon-q1-2020-earnings-covid-19-coronavirus-jeff-bezos>.

<sup>6</sup> AlphaSense, '294 Companies' Pandemic Layoff and Hiring Policies', July 2020, 201 Companies' Pandemic Layoff and Hiring Policies.

<sup>7</sup> Morgan Stanley, COVID-19 Corporate ESG Tracker, April 2020.

<sup>8</sup> McKinsey & Company, 'The way back: What the world can learn from China's travel restart after COVID-19', May 2020, <https://www.mckinsey.com/industries/travel-logistics-and-transport-infrastructure/our-insights/the-way-back-what-the-world-can-learn-from-chinas-travel-restart-after-covid-19>.

<sup>9</sup> OECD, 'Tourism Policy Responses to the coronavirus (COVID-19)', June 2020, <https://www.oecd.org/coronavirus/policy-responses/tourism-policy-responses-to-the-coronavirus-covid-19-6466aa20/>.

higher than the direct contribution from tourism for the U.S. and most other EU countries (*Display 2*). Coming into focus now is the threat to winter tourism, a key employer in the European Alps, as well as both domestic and international travel over the holiday period.

While the start of widespread vaccination rollouts has given a glimmer of hope that the recovery for these sectors is in sight for 2021, it is still too early for companies to reverse pandemic layoff and hiring policies.

### Policy response has helped

Crucial to alleviating the social stresses wrought by the pandemic have been governments' policy responses. Several Asian countries showed that stringent measures, implemented decisively early on—such as lockdowns or robust test and trace regimes—appeared to be highly effective. But most Western governments were much slower to act, allowing the coronavirus to spread aggressively. The consequences have been rising infection rates and additional COVID-19 waves, higher mortality, and decelerating economic activity.

By providing support to companies and employees whose futures were threatened by coronavirus-related lockdowns, central banks and governments have stepped up to the plate. Led by the Federal Reserve, policy makers in the U.S. and across Europe acted swiftly to mitigate labour market disruptions. The persistence of the pandemic and rising unemployment suggest we will see a continuation of global financial and policy interventions into 2021 and beyond. For example, the European Central Bank recently announced its intention to increase and extend its COVID-19-related stimulus programme into 2022.<sup>10</sup>

### Few safety nets in the U.S. ...

At a regional level, the pandemic has highlighted the stark gap between the U.S. and other developed economies. Compared to Europe—where unemployment has been contained by government-funded furlough schemes covering a large percentage of employee wages<sup>11</sup>—the U.S. has seen an unprecedented spike in unemployment.

Consequently, the U.S. government, through the extended CARES Act, announced a \$2 trillion fiscal stimulus package earlier in 2020 to support small businesses and individual taxpayers as well as to expand unemployment insurance.<sup>12</sup> Furthermore, in December, outgoing President Trump signed a \$900 billion pandemic relief bill, triggering the flow of aid to individuals and businesses. Despite offering roughly half the support provided in March 2020, the package was very encouraging news for U.S. households.

Still, there are relatively few permanent safety nets in the U.S. compared to Europe: Out of the 35 OECD member countries, 32 have some form of universal health care, yet most Americans rely on their employers for health insurance. According to the Kaiser Family Foundation,<sup>13</sup> the average health insurance policy for families in the U.S. cost \$21,000 in 2019, with employers who provide this insurance typically paying 70% of that amount, or on average \$14,700. For an employee earning, say, \$150,000, to their employer this represents a relatively small proportion of the total cost of employing them. However, for a lower-wage worker earning half the median wage, it represents a much higher proportion of the total costs of employing them—as much as 60%—so their employers are less likely to offer this insurance.

### ... especially for low-income workers

This asymmetrical impact leads to headwinds for low-income segments of the workforce. According to the U.S. Bureau of Labour Statistics, only 47% of private sector workers in the lowest income quartile have paid sick leave, compared to 90% for the highest quartile.<sup>14</sup> These disparities are particularly apparent in the retail industry, as well as in accommodation and food services, which have a relatively high proportion of low-income employees.

The following table shows that for a U.S. worker earning \$30,000 per year, employers only paid an additional \$2,652 toward mandated benefits, such as paid sick leave, child care cover, health care insurance and unemployment insurance—less than 40% of the global and G7 averages (*Display 3*). These benefits are given disproportionately to middle- and higher-income earners, who are typically full-time workers, and unfortunately exclude large pockets of the workforce, such as independent contractors, part-time workers or those who are self-employed.

The lack of these safety nets has arguably been a competitive disadvantage for the U.S. in terms of its ability to manage the spread of the virus and its socioeconomic consequences. Looking forward, with the Biden administration taking office, we expect to see stronger social policy proposals, including a minimum wage increase, paid sick leave and increasing access to affordable health care.<sup>15</sup> These measures would bring relief to a broad spectrum of workers and, with the Democrats effectively winning control of the U.S. Senate in the Georgia runoff election on 6 January, the new Biden administration will have a

<sup>10</sup> 'ECB flags more stimulus ahead as financial conditions tighten', Financial Times, <https://www.ft.com/content/9912df16-ca58-4157-9b62-187b368862d0>.

<sup>11</sup> 'Focus Europe: COVID-19 dbDIG survey: The impact on households (6) — Furloughed workers'.

<sup>12</sup> Morgan Stanley Research, 'Global Weekly COVID-19 Impact Update: October 2, 2020'.

<sup>13</sup> KFF, 2019 Employer Health Benefits Survey, September 2019, <https://www.kff.org/report-section/ehbs-2019-summary-of-findings/>.

<sup>14</sup> U.S. Bureau of Labor Statistics.

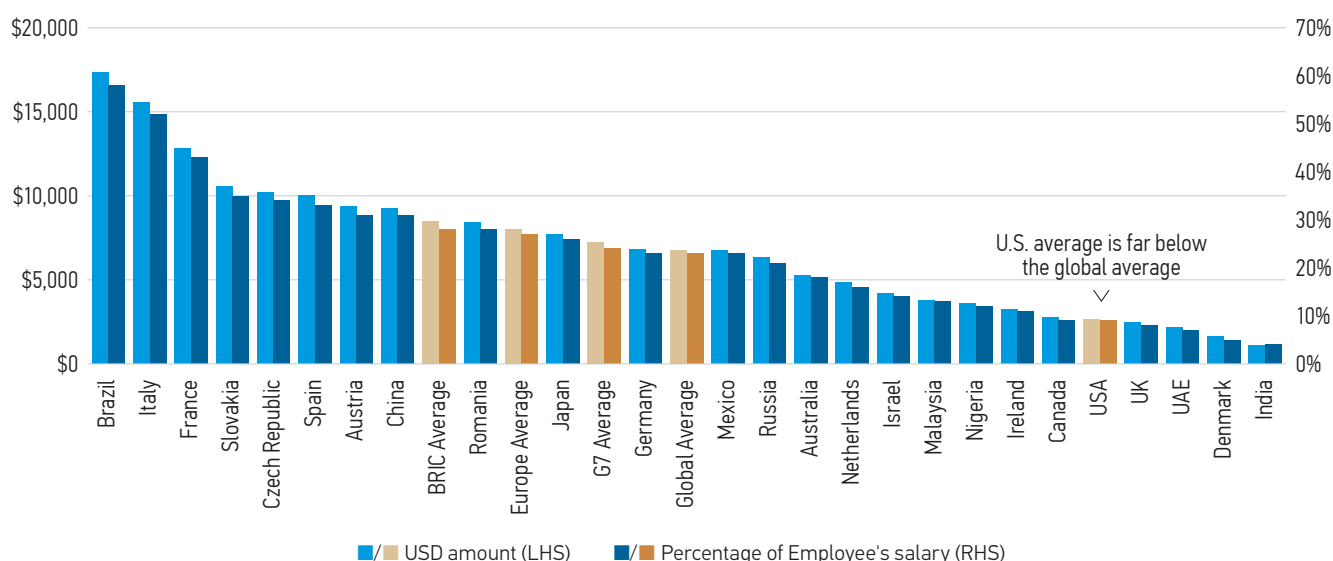
<sup>15</sup> Morgan Stanley Research, Sustainability, '2020 Election: Social Policy Implications — A Look at Labour and Health Care'.



### DISPLAY 3

#### Weak support for U.S. workers

Mandated social benefits paid by employers in the U.S. are well below the global average



Source: UHY Consulting, <https://www.uhy.com/employers-now-pay-average-employment-costs-worth-nearly-25-of-employees-salaries/>.

better chance of implementing some of these measures. Companies that have anticipated these policy changes, for example by already increasing the minimum wage to the recommended \$15 per hour, will be well-positioned to manage the additional investment and capital allocation required. We believe that such companies will in turn be more attractive to investors, both from an ESG and a financial perspective.

#### Investing in employees is good business

Beyond government-supported measures, companies have also announced many different measures to support their workforce, such as employee bonuses, temporary pay increases, reduced retail opening hours or additional breaks during work hours, as well as improvements in paid sick leave policies. However, all indications show that these are temporary offers in extraordinary circumstances.

Companies that decide to extend these measures may prove themselves to be leaders in human capital management.

In 'Different People: Human Capital Management and Diversity',<sup>16</sup> published in 2018, we established a link between human capital management, employee satisfaction and a company's profitability. Companies that provide additional and permanent improvements in employee protection measures will incur costs, but we believe these costs will be more than offset by the long-term benefits for employees, employers and shareholders.

#### A shot in the arm for sustainable investing

Despite the many ills brought on by the COVID-19 pandemic, sustainable investing seems to be a beneficiary. During the early stages of the pandemic, investors sought "safe havens" in ESG. This trend continued into Q3,

with record flows of \$476 billion into sustainable funds in November 2020 (+31% versus October).<sup>17</sup>

Europe has historically been the dominant market for sustainable assets under management and it continued to attract the lion's share of global inflows at 83% of the \$1.3 trillion total AUM, but the U.S. saw growth of +140% between October and September.<sup>18</sup> We anticipate continued significant growth in U.S. ESG AUM, as the Biden administration is expected to support the introduction of more sustainable financial and climate-related regulation, opening new investment opportunities in renewable and clean energy, for example.

Many ESG funds also outperformed their traditional counterparts<sup>19</sup> during the periods of severe volatility in 2020. In many cases, their overweight positions in technology and healthcare—the two economic sectors

<sup>16</sup> Morgan Stanley Investment Management, 'Different People: Human Capital Management and Diversity', September 2018.

<sup>17</sup> Morgan Stanley Research, 'Sustainability & ESG in 2021: Key Themes and 15 Stocks to Buy', December 2020.

<sup>18</sup> Morgan Stanley Research, 'ESG Monthly Market Trends', November 2020.

<sup>19</sup> Past performance is no guarantee of future results. Morgan Stanley Institute for Sustainable Investing, 'Sustainable Reality: 2020 Update'.

that benefited the most during the pandemic—helped fuel performance.<sup>20</sup> So did their typical underweights in carbon intensive sectors, such as energy and utilities, which were relatively weak performers. By choosing ESG-oriented investments, investors are gaining exposure to companies that better manage ESG risks and opportunities—including those related to human capital. In heightened periods of market volatility, better risk management can translate into fewer and less severe controversies, ultimately enhancing the potential for helping preserve capital and better returns.

### Influencing social outcomes

The decisions made by companies in response to the pandemic will have long-term financial and reputational effects on companies. Through selective engagement with company managements, we aim to influence policies and practices on human capital management and other social issues. Using the COVID-19 response framework from the PRI<sup>21</sup> as a guide, our priorities have focused on companies that are failing in crisis management or allowing harmful activities to persist or even worsen during the crisis.

Social metrics are more qualitative and harder to measure than environmental or governance issues. Nonetheless, the pandemic has brought about a renewed focus on the social pillar of ESG and increased pressure on companies to improve disclosure around human capital.

In our view, this is a positive development for companies, their employees and shareholders. We will continue to engage with boards to improve their management practices and disclosure on social issues in a post-pandemic world.

<sup>20</sup> Morningstar, 'How Does European Sustainable Funds' Performance Measure Up?' June 2020.

<sup>21</sup> UN PRI, How responsible investors should respond to the COVID-19 coronavirus crisis

## Risk Considerations

ESG Strategies that incorporate impact investing and/or **Environmental, Social and Governance (ESG)** factors could result in relative investment performance deviating from other strategies or broad market benchmarks, depending on whether such sectors or investments are in or out of favor in the market. As a result, there is no assurance ESG strategies could result in more favorable investment performance.

There is no assurance that the strategy will achieve its investment objective. Portfolios are subject to market risk, which is the possibility that the market values of securities owned by the portfolio will decline and that the value of portfolio shares may therefore be less than what you paid for them. Market values can change daily due to economic and other events (e.g. natural disasters, health crises, terrorism, conflicts and social unrest) that affect markets, countries, companies or governments. It is difficult to predict the timing, duration, and potential adverse effects (e.g. portfolio liquidity) of events. Accordingly, you can lose money investing in this portfolio. Please be aware that this strategy may be subject to certain additional risks. There is the risk that the Adviser's **asset allocation methodology and assumptions** regarding the Underlying Portfolios may be incorrect in light of actual market conditions and the portfolio may not achieve its investment objective. Share prices also tend to be volatile and there is a significant possibility of loss. The portfolio's investments in **commodity-linked notes** involve substantial risks, including risk of loss of a significant portion of their principal value. In addition to commodity risk, they may be subject to additional special risks, such as risk of loss of interest and principal, lack of secondary market and risk of greater volatility, that do not affect traditional equity and debt securities. **Currency fluctuations** could erase investment gains or add to investment losses. **Fixed-income securities** are subject to the ability of an issuer to make timely principal and interest payments (credit risk), changes in interest rates (interest-rate risk), the creditworthiness of the issuer and general market liquidity (market risk). In a rising interest-rate environment, bond prices may fall and may result in periods of volatility and increased portfolio redemptions. In a declining interest-rate environment, the portfolio may generate less income. **Longer-term securities** may be more sensitive to interest rate changes. In general, **equities securities'** values also fluctuate in response to activities specific to a company. Investments in **foreign markets** entail special risks, such as currency, political, economic and market risks. **Stocks of small-capitalisation companies** carry special risks, such as limited product lines, markets and financial resources, and greater market volatility than securities of larger, more established companies. The risks of investing in **emerging market countries** are greater than risks associated with investments in foreign developed markets. **Exchange traded funds (ETFs)** shares have many of the same risks as direct investments in common stocks or bonds and their market value will fluctuate as the value of the underlying index does. By investing in exchange traded funds ETFs and other **Investment Funds**, the portfolio absorbs both its own expenses and those of the ETFs and Investment Funds it invests in. Supply and demand for ETFs and Investment Funds may not be correlated to that of the underlying securities. **Derivative instruments** can be illiquid, may disproportionately increase losses and may have a potentially large negative impact on the portfolio's performance. The use of leverage may increase volatility in the Portfolio. **Diversification** does not protect you against a loss in a particular market; however, it allows you to spread that risk across various asset classes.

## DEFINITIONS

**Gross Domestic Product (GDP)** is the monetary value of all the finished goods and services produced within a country's borders in a specific time period. It includes all private and public consumption, government outlays, investments and net exports.

## DISCLOSURES

The views and opinions are those of the author as of the date of publication and are subject to change at any time due to market or economic conditions and may not necessarily come to pass. Furthermore, the views will not be updated or otherwise revised to reflect information that subsequently becomes available or circumstances existing, or changes occurring, after the date of publication. The views expressed do not reflect the opinions of all portfolio managers at Morgan Stanley Investment Management (MSIM) or the views of the firm as a whole, and may not be reflected in all the strategies and products that the Firm offers.

Forecasts and/or estimates provided herein are subject to change and may not actually come to pass. Information regarding expected market returns and market outlooks is based on the research, analysis and opinions of the authors. These conclusions are speculative in nature, may not come to pass and are not intended to predict the future performance of any specific Morgan Stanley Investment Management product.

Except as otherwise indicated, the views and opinions expressed herein are those of the portfolio management team, are based on matters as they exist as of the date of preparation and not as of any future date, and will not be updated or otherwise revised to reflect information that subsequently becomes available or circumstances existing, or changes occurring, after the date hereof.

Certain information herein is based on data obtained from third party sources believed to be reliable. However, we have not verified this information, and we make no representations whatsoever as to its accuracy or completeness.

The information herein is a general communications which is not impartial and has been prepared solely for information and educational purposes and does not constitute an offer or a recommendation to buy or sell any particular security or to adopt any specific investment strategy.

The material contained herein has not been based on a consideration of any individual client circumstances and is not investment advice, nor should it be construed in any way as tax, accounting, legal or regulatory advice. To that end, investors should seek independent legal and financial advice, including advice as to tax consequences, before making any investment decision.

**Past performance is no guarantee of future results.** Charts and graphs provided herein are for illustrative purposes only.

This communication is not a product of Morgan Stanley's Research Department and should not be regarded as a research recommendation. The information contained herein has not been prepared in accordance with legal requirements designed to promote the independence of investment research as is not subject to any prohibition on dealing ahead of the dissemination of investment research. This commentary is only intended for, and will be only distributed to, persons resident in jurisdictions where distribution or availability would not be contrary to local laws or regulations.

There is no guarantee that any investment strategy will work under all market conditions, and each investor should evaluate their ability to invest for the long-term, especially during periods of downturn in the market. Prior to investing, investors should carefully review the product's relevant offering document. There are important differences in how the strategy is carried out in each of the investment vehicles.

## DISTRIBUTION

**This communication is only intended for and will only be distributed to persons resident in jurisdictions where such distribution or availability would not be contrary to local laws or regulations.**

**Ireland:** MSIM Fund Management (Ireland) Limited. Registered Office: The Observatory, 7-11 Sir John Rogerson's Quay, Dublin 2, D02 VC42, Ireland. Registered in Ireland as a private company limited by shares under company number 616661. MSIM Fund Management (Ireland) Limited is regulated by the Central Bank of Ireland. **United Kingdom:** Morgan Stanley Investment Management Limited is authorised and regulated by the Financial Conduct Authority. Registered in England. Registered No. 1981121. Registered Office: 25 Cabot Square, Canary Wharf, London E14 4QA, authorised and regulated by the Financial Conduct Authority. **Dubai:** Morgan Stanley Investment Management Limited (Representative Office, Unit Precinct 3-7th Floor-Unit 701 and 702, Level 7, Gate Precinct Building 3, Dubai International

Financial Centre, Dubai, 506501, United Arab Emirates. Telephone: +97 (0)14 709 7158). **Germany:** MSIM Fund Management (Ireland) Limited Niederlassung Deutschland, Grosse Gallusstrasse 18, 60312 Frankfurt am Main, Germany (Gattung: Zweigniederlassung (FDI) gem. § 53b KWG). **Italy:** MSIM Fund Management (Ireland) Limited, Milan Branch (Sede Secondaria di Milano) is a branch of MSIM Fund Management (Ireland) Limited, a company registered in Ireland, regulated by the Central Bank of Ireland and whose registered office is at The Observatory, 7-11 Sir John Rogerson's Quay, Dublin 2, D02 VC42, Ireland. MSIM Fund Management (Ireland) Limited Milan Branch (Sede Secondaria di Milano) with seat in Palazzo Serbelloni Corso Venezia, 16 20121 Milano, Italy, is registered in Italy with company number and VAT number 11488280964. **The Netherlands:** MSIM Fund Management (Ireland) Limited, Rembrandt Tower, 11th Floor Amstelplein 1 1096HA, Netherlands. Telephone: 31 2-0462-1300. Morgan Stanley Investment Management is a branch office of MSIM Fund Management (Ireland) Limited. MSIM Fund Management (Ireland) Limited is regulated by the Central Bank of Ireland. **France:** MSIM Fund Management (Ireland) Limited, Paris Branch is a branch of MSIM Fund Management (Ireland) Limited, a company registered in Ireland, regulated by the Central Bank of Ireland and whose registered office is at The Observatory, 7-11 Sir John Rogerson's Quay, Dublin 2, D02 VC42, Ireland. MSIM Fund Management (Ireland) Limited Paris Branch with seat at 61 rue de Monceau 75008 Paris, France, is registered in France with company number 890 071 863 RCS. **Spain:** MSIM Fund Management (Ireland) Limited, Sucursal en España is a branch of MSIM Fund Management (Ireland) Limited, a company registered in Ireland, regulated by the Central Bank of Ireland and whose registered office is at The Observatory, 7-11 Sir John Rogerson's Quay, Dublin 2, D02 VC42, Ireland. MSIM Fund Management (Ireland) Limited, Sucursal en España with seat in Calle Serrano 55, 28006, Madrid, Spain, is registered in Spain with tax identification number W0058820B. **Switzerland:** Morgan Stanley & Co. International plc, London, Zurich Branch Authorised and regulated by the Eidgenössische Finanzmarktaufsicht ("FINMA"). Registered with the Register of Commerce Zurich CHE-115.415.770. Registered Office: Beethovenstrasse 33, 8002 Zurich, Switzerland, Telephone +41 (0) 44 588 1000. Facsimile Fax: +41(0) 44 588 1074.

## U.S.

A separately managed account may not be appropriate for all investors. Separate accounts managed according to the Strategy include a number of securities and will not necessarily track the performance of any index. Please consider the investment objectives, risks and fees of the Strategy carefully before investing. A minimum asset level is required. For important information about the investment manager, please refer to Form ADV Part 2.

**Please consider the investment objectives, risks, charges and expenses of the funds carefully before investing. The prospectuses contain this and other information about the funds. To obtain a prospectus please download one at [morganstanley.com/im](http://morganstanley.com/im) or call 1-800-548-7786. Please read the prospectus carefully before investing.**

Morgan Stanley Distribution, Inc. serves as the distributor for Morgan Stanley funds.

**NOT FDIC INSURED | OFFER NO BANK GUARANTEE | MAY LOSE VALUE | NOT INSURED BY ANY FEDERAL GOVERNMENT AGENCY | NOT A DEPOSIT**

**Canada:** For use only with "Permitted Clients" under Canadian Law and may not be used with the general public. This presentation is communicated in Canada by Morgan Stanley Investment Management Inc. ("MSIM"), which conducts its activities in Canada pursuant to the international adviser exemption and International Investment Fund Manager Exemption. This presentation does not constitute an offer to provide investment advisory services in circumstances where the investment adviser exemption is not available. MSIM may only advise separately managed accounts of "Permitted Clients" and may only manage accounts which invest in non-Canadian issuers. "Permitted clients" as defined under Canadian National Instrument 31-103 generally include Canadian financial institutions or individuals with \$5 million (CAD) in financial assets and entities with at least \$25 million (CAD) in net assets. Permitted Clients may only invest in a separately managed account referenced in this presentation by entering into an investment management agreement with MSIM, of which this presentation is not a part. Materials which describe the investment expertise, strategies and/or other aspects of MSIM-managed separately managed accounts may be provided to you upon request for your consideration of the available investment advisory services offered by MSIM. MSIM and certain of its affiliates may serve as the portfolio

manager to separately managed accounts described in this presentation and may be entitled to receive fees in connection therewith.

**Hong Kong:** This document has been issued by Morgan Stanley Asia Limited for use in Hong Kong and shall only be made available to "professional investors" as defined under the Securities and Futures Ordinance of Hong Kong (Cap 571). The contents of this document have not been reviewed nor approved by any regulatory authority including the Securities and Futures Commission in Hong Kong. Accordingly, save where an exemption is available under the relevant law, this document shall not be issued, circulated, distributed, directed at, or made available to, the public in Hong Kong. **Singapore:** This document should not be considered to be the subject of an invitation for subscription or purchase, whether directly or indirectly, to the public or any member of the public in Singapore other than (i) to an institutional investor under section 304 of the Securities and Futures Act, Chapter 289 of Singapore ("SFA"); (ii) to a "relevant person" (which includes an accredited investor) pursuant to section 305 of the SFA, and such distribution is in accordance with the conditions specified in section 305 of the SFA; or (iii) otherwise pursuant to, and in accordance with the conditions of, any other applicable provision of the SFA. This publication has not been reviewed by the Monetary Authority of Singapore. **Australia:** This publication is disseminated in Australia by Morgan Stanley Investment Management (Australia) Pty Limited ACN: 122040037, AFSL No. 314182, which accept responsibility for its contents. This publication, and any access to it, is intended only for "wholesale clients" within the meaning of the Australian Corporations Act.

**Taiwan:** This material is provided for information purposes only and does not constitute a solicitation where such a solicitation is unlawful. The products mentioned herein this material may or may not have been registered with the Securities and Futures Bureau of the Financial Supervisory Commission in Taiwan, Republic of China ("ROC") pursuant to relevant securities laws and regulations. Such products may only be made available in the ROC if they are (a) registered for public sale in the ROC or (b) availed on a private placement basis to specified financial institutions and other entities and individuals meeting specific criteria pursuant to the private placement provisions of the ROC Rules Governing Offshore Funds

**Korea:** This material is not, and under no circumstances is to be construed as an offering of securities in Korea. No representation is being made with respect to the eligibility of any recipients of this material under the laws of Korea, including but without limitation, the Foreign Exchange Transaction Law and Regulations thereunder. The Fund's mentioned herein this material may or may not have been registered with the Financial Services Commission of Korea under the Financial Investment Services and Capital Markets Act and may not be offered directly or indirectly, in Korea or to any resident of Korea except pursuant to applicable laws and regulations of Korea.

**Japan:** For professional investors, this document is circulated or distributed for informational purposes only. For those who are not professional investors, this document is provided in relation to Morgan Stanley Investment Management (Japan) Co., Ltd. ("MSIMJ")'s business with respect to discretionary investment management agreements ("IMA") and investment advisory agreements ("IAA"). This is not for the purpose of a recommendation or solicitation of transactions or offers any particular financial instruments. Under an IMA, with respect to management of assets of a client, the client prescribes basic management policies in advance and commissions MSIMJ to make all investment decisions based on an analysis of the value, etc. of the securities, and MSIMJ accepts such commission. The client shall delegate to MSIMJ the authorities necessary for making investment. MSIMJ exercises the delegated authorities based on investment decisions of MSIMJ, and the client shall not make individual instructions. All investment profits and losses belong to the clients; principal is not guaranteed. Please consider the investment objectives and nature of risks before investing. As an investment advisory fee for an IAA or an IMA, the amount of assets subject to the contract multiplied by a certain rate (the upper limit is 2.20% per annum (including tax)) shall be incurred in proportion to the contract period. For some strategies, a contingency fee

may be incurred in addition to the fee mentioned above. Indirect charges also may be incurred, such as brokerage commissions for incorporated securities. Since these charges and expenses are different depending on a contract and other factors, MSIMJ cannot present the rates, upper limits, etc. in advance. All clients should read the Documents Provided Prior to the Conclusion of a Contract carefully before executing an agreement. This document is disseminated in Japan by MSIMJ, Registered No. 410 (Director of Kanto Local Finance Bureau (Financial Instruments Firms)), Membership: the Japan Securities Dealers Association, The Investment Trusts Association, Japan, the Japan Investment Advisers Association and the Type II Financial Instruments Firms Association.

#### IMPORTANT INFORMATION

**EMEA: This marketing communication has been issued by MSIM Fund Management (Ireland) Limited. MSIM Fund Management (Ireland) Limited is regulated by the Central Bank of Ireland. MSIM Fund Management (Ireland) Limited is incorporated in Ireland as a private company limited by shares with company registration number 616661 and has its registered address at The Observatory, 7-11 Sir John Rogerson's Quay, Dublin 2, D02 VC42, Ireland.**

There is no guarantee that any investment strategy will work under all market conditions, and each investor should evaluate their ability to invest for the long-term, especially during periods of downturn in the market. Prior to investing, investors should carefully review the strategy's/ product's relevant offering document. There are important differences in how the strategy is carried out in each of the investment vehicles.

**A separately managed account may not be appropriate for all investors. Separate accounts managed according to the Strategy include a number of securities and will not necessarily track the performance of any index. Please consider the investment objectives, risks and fees of the Strategy carefully before investing.**

This material is a general communication, which is not impartial and has been prepared solely for informational and educational purposes and does not constitute an offer or a recommendation to buy or sell any particular security or to adopt any specific investment strategy. The information herein has not been based on a consideration of any individual investor circumstances and is not investment advice, nor should it be construed in any way as tax, accounting, legal or regulatory advice. To that end, investors should seek independent legal and financial advice, including advice as to tax consequences, before making any investment decision.

Except as otherwise indicated herein, the views and opinions expressed herein are those of the portfolio management team, are based on matters as they exist as of the date of preparation and not as of any future date, and will not be updated or otherwise revised to reflect information that subsequently becomes available or circumstances existing, or changes occurring, after the date hereof.

Forecasts and/or estimates provided herein are subject to change and may not actually come to pass. Information regarding expected market returns and market outlooks is based on the research, analysis and opinions of the authors. These conclusions are speculative in nature, may not come to pass and are not intended to predict the future performance of any specific Morgan Stanley Investment Management product.

MSIM has not authorised financial intermediaries to use and to distribute this document, unless such use and distribution is made in accordance with applicable law and regulation.

Additionally, financial intermediaries are required to satisfy themselves that the information in this document is appropriate for any person to whom they provide this document in view of that person's circumstances and purpose. MSIM shall not be liable for, and accepts no liability for, the use or misuse of this document by any such financial intermediary.

The whole or any part of this work may not be reproduced, copied or transmitted or any of its contents disclosed to third parties without MSIM's express written consent.

All information contained herein is proprietary and is protected under copyright law.

Explore our site at [www.morganstanley.com/im](http://www.morganstanley.com/im)