

Tales From the Emerging World

Global Real Estate: One Size Doesn't Fit All

EMERGING MARKETS EQUITY TEAM | MACRO INSIGHT | AUGUST 2023

In June, one of New York's most prominent real estate owners ceased making payments on a \$240 million loan and instead handed back the keys to 61 Broadway, an iconic building near Wall Street with 40 stories of office space. It was the latest in a succession of major institutional owners choosing to walk away from trophy buildings and costly mortgages as they wrestle with post-pandemic changes in workplace habits. But beyond the headlines, the story of global real estate is more nuanced.

The anemic return to the workplace in the U.S. has resulted in many once-bustling office towers now operating at half capacity, putting pressure on developers who need to pay back their loans or refinance at higher rates. The total outstanding debt for real estate stands at \$1.8 trillion with some \$165 billion coming due this year.

In contrast, the U.S. residential market has shown remarkable resilience driven by limited supply and pent-up demand from families seeking larger homes and an increasing number of millennials, benefiting from a tight job market, a generous stimulus package and a moratorium on student debt. Despite rising mortgage rates, the market is unlikely to experience a correction like we have seen in the past, as almost 60% of housing stock is held by those aged 55 and older who are typically reluctant to sell and surrender low mortgage rates obtained pre-pandemic. The median age of U.S. housing stock is now at a post-war high of 40 years.

While the U.S. residential market is strong, other developed economies face vulnerabilities due to the widespread use of variable mortgages. Unlike U.S. home loans, which typically have fixed rates for long durations, borrowers in countries like Australia, Canada, New Zealand and Sweden have adjustable mortgages that will reset to higher interest payments. On the contrary, other European countries like Italy and France, where a higher portion of the



AUTHORS



JITANIA KANDHARI
*Head of Macro & Thematic
Research, Emerging Markets*



AUDREY MUHIRWA
*Analyst
Emerging Markets Equity Team*



housing stock is owned outright without a mortgage, are insulated from rising rates.

A disparity between emerging markets and developed economies arises when comparing house-price-to-income ratios, revealing affordability gaps within the global real estate market. Lower house-price-to-income ratios in emerging markets indicate that incomes are growing faster than home prices, creating a more favorable environment for potential home buyers. Several factors, such as lower land and construction costs, relaxed regulatory barriers and reduced speculative investment inflows signify a healthy real estate market, making investments in real estate a compelling opportunity. However, income growth in several developed economies has failed to keep pace with real estate prices, hereby eroding affordability.

Real estate prospects in emerging economies vary significantly depending on the country. China, for instance, has an 80% home ownership rate, but an excessively supplied housing market, declining affordability in Tier 1 cities and limits to local government revenues from land sales has dampened real estate investment. The government is trying to rightsize the sector as it accounts for 2.5 times the country's GDP, as compared to 1.5 times in the U.S., and contributes about

25% to the economy. The fall in property prices is keenly felt, as the typical Chinese household has two-thirds of their wealth tied up in real estate. Structural factors such as shifting demographics, slowing income growth and an unwinding of 15 years of speculative excesses have set the property market on a downtrend trajectory.

In stark contrast to China's property woes, India's real estate is bottoming out as more of its population migrates to cities, increasing the need for housing and high affordability. House prices in India are 3.2 times average income, compared to 6.7 times in China. Nominal wage growth of around 8% should fuel demand, at a time of declining supply amid industry consolidation. The real estate sector further benefits from the strong financial health of property developers, consumers and banks which together serve as another tailwind for the market.

Shifts in global trade patterns will favor select markets in Mexico and some ASEAN (Association of Southeast Asian Nations) countries which stand to gain as companies follow a "China Plus One" or nearshoring strategy. Mexico is experiencing an increased need for more industrial space as companies diversify their supply chains away from China. In the Philippines, commercial property sales have

rebounded to 70% of pre-COVID levels. Singapore, with its skilled workforce and advanced infrastructure, attracts tech firms expanding in the region. Both residential and commercial real estate are entering an expansion cycle of construction activity.

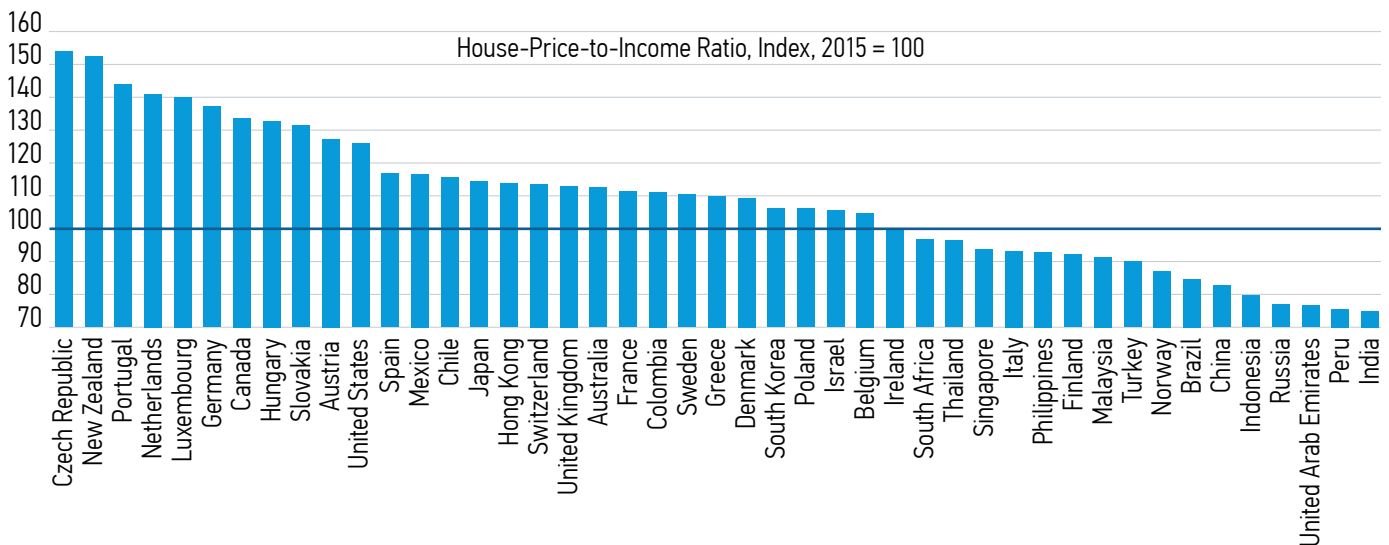
In the Middle East, Dubai's low taxes, warm weather and lax restrictions had lured expats over the years. Russia's invasion of Ukraine added another stream of new residents. More than 4,000 high-net-worth individuals settled in the UAE last year, pushing up apartment prices 14% and rents by 27% in 2022. Saudi Arabia is currently in the midst of massive construction projects, including the Riyadh Airport expansion and smart cities like NEOM and the Red Sea Project, designed to increase annual visitors by 100 million by 2030.

While U.S. office towers remain empty, the country's residential market dynamics are much more favorable -- employment remains strong, borrowers have better credit and loan delinquencies are low. We'll be watching the impact of interest rate increases on variable mortgages and China's struggles to fix its property market. But in many other emerging economies, we expect to see a new real estate investment cycle driven by high growth, limited supply and secular demographic trends that will create opportunities as interest rates decline.

DISPLAY 1

House Affordability: Diverging Paths in Developing and Emerging Markets

A measure of home affordability across markets, lower = more affordable, higher = less affordable



Source: IMF, 2023. Note: 100 represents average ratio across countries in 2015.

Risk Considerations: There is no assurance that a portfolio will achieve its investment objective. Portfolios are subject to market risk, which is the possibility that the market values of securities owned by the portfolio will decline and that the value of portfolio shares may therefore be less than what you paid for them. Market values can change daily due to economic and other events (e.g. natural disasters, health crises, terrorism, conflicts and social unrest) that affect markets, countries, companies or governments. It is difficult to predict the timing, duration, and potential adverse effects (e.g. portfolio liquidity) of events. Accordingly, you can lose money investing in this portfolio. Please be aware that this portfolio may be subject to certain additional risks. In general, **equities securities'** values also fluctuate in response to activities specific to a company. Investments in **foreign markets** entail special risks such as currency, political, economic, market and liquidity risks. The risks of investing in **emerging market countries** are greater than the risks generally associated with investments in foreign developed countries. The risks associated with ownership of **real estate and the real estate industry** in general include fluctuations in the value of underlying property, defaults by borrowers or tenants, market saturation, decreases in market rents, interest rates, property taxes, increases in operating expenses and political or regulatory occurrences adversely affecting real estate.

DEFINITIONS

Gross Domestic Product (GDP) is the monetary value of all the finished goods and services produced within a country's borders in a specific time period. It includes all private and public consumption, government outlays, investments and net exports.

IMPORTANT INFORMATION

There is no guarantee that any investment strategy will work under all market conditions, and each investor should evaluate their ability to invest for the long-term, especially during periods of downturn in the market.

A separately managed account may not be appropriate for all investors. Separate accounts managed according to the particular Strategy may include securities that may not necessarily track the performance of a particular index. Please consider the investment objectives, risks and fees of the Strategy carefully before investing. A minimum asset level is required.

For important information about the investment managers, please refer to Form ADV Part 2.

The views and opinions and/or analysis expressed are those of the author or the investment team as of the date of preparation of this material and are subject to change at any time without notice due to market or economic conditions and may not necessarily come to pass. Furthermore, the views will not be updated or otherwise revised to reflect information that subsequently becomes available or circumstances existing, or changes occurring, after the date of publication. The views expressed do not reflect the opinions of all investment personnel at Morgan Stanley Investment Management (MSIM) and its subsidiaries and affiliates (collectively "the Firm"), and may not be reflected in all the strategies and products that the Firm offers.

Forecasts and/or estimates provided herein are subject to change and may not actually come to pass. Information regarding expected market returns and market outlooks is based on the research, analysis and opinions of the authors or the investment team. These conclusions are speculative in nature, may not come to pass and are not intended to predict the future performance of any specific strategy or product the Firm offers. Future results may differ significantly depending on factors such as changes in securities or financial markets or general economic conditions.

This material has been prepared on the basis of publicly available information, internally developed data and other third-party sources believed to be reliable. However, no assurances are provided regarding the reliability of such information and the Firm has not sought to independently verify information taken from public and third-party sources.

This material is a general communication, which is not impartial and all information provided has been prepared solely for informational and educational purposes and does not constitute an offer or a recommendation to buy or sell any particular security or to adopt any specific investment strategy. The information herein has not been based on a consideration of any individual investor circumstances and is not investment advice, nor should it be construed in any way as tax, accounting, legal or regulatory advice. To that end, investors should seek independent legal and financial advice, including advice as to tax consequences, before making any investment decision.

Charts and graphs provided herein are for illustrative purposes only. Past performance is no guarantee of future results.

This material is not a product of Morgan Stanley's Research Department and should not be regarded as a research material or a recommendation.

The Firm has not authorised financial intermediaries to use and to distribute this material, unless such use and distribution is made in accordance with applicable law and regulation. Additionally, financial intermediaries are required to satisfy themselves that the information in this material is appropriate for any person to whom they provide this material in view of that person's circumstances and purpose. The Firm shall not be liable for, and accepts no liability for, the use or misuse of this material by any such financial intermediary.

This material may be translated into other languages. Where such a translation is made this English version remains definitive. If there are any discrepancies between the English version and any version of this material in another language, the English version shall prevail.

The whole or any part of this material may not be directly or indirectly reproduced, copied, modified, used to create a derivative work, performed, displayed, published, posted, licensed, framed, distributed or transmitted or any of its contents disclosed to third parties without the Firm's express written consent. This material may not be linked to unless such hyperlink is for personal and non-commercial use. All information contained herein is proprietary and is protected under copyright and other applicable law.

Eaton Vance is part of Morgan Stanley Investment Management. Morgan Stanley Investment Management is the asset management division of Morgan Stanley.

DISTRIBUTION

This material is only intended for and will only be distributed to persons resident in jurisdictions where such distribution or availability would not be contrary to local laws or regulations.

MSIM, the asset management division of Morgan Stanley (NYSE: MS), and its affiliates have arrangements in place to market each other's products and services. Each MSIM affiliate is regulated as appropriate in the jurisdiction it operates. MSIM's affiliates are: Eaton Vance Management (International) Limited, Eaton Vance Advisers International Ltd, Calvert Research and Management, Eaton Vance Management, Parametric Portfolio Associates LLC and Atlanta Capital Management LLC.

This material has been issued by any one or more of the following entities:

EMEA

This material is for Professional Clients/Accredited Investors only.

In the EU, MSIM and Eaton Vance materials are issued by MSIM Fund Management (Ireland) Limited ("FMIL"). FMIL is regulated by the Central Bank of Ireland and is incorporated in Ireland as a private company limited by shares with company registration number 616661 and has its registered address at 24-26 City Quay, Dublin 2, DO2 NY19, Ireland.

Outside the EU, MSIM materials are issued by Morgan Stanley Investment Management Limited (MSIM Ltd) is authorised and regulated by the Financial Conduct Authority. Registered in England. Registered No. 1981121. Registered Office: 25 Cabot Square, Canary Wharf, London E14 4QA.

In Switzerland, MSIM materials are issued by Morgan Stanley & Co. International plc, London (Zurich Branch) Authorised and regulated by the Eidgenössische Finanzmarktaufsicht ("FINMA"). Registered Office: Beethovenstrasse 33, 8002 Zurich, Switzerland.

Outside the US and EU, Eaton Vance materials are issued by Eaton Vance Management (International) Limited ("EVMIL") 125 Old Broad Street, London, EC2N 1AR, UK, which is authorised and regulated in the United Kingdom by the Financial Conduct Authority.

Italy: MSIM FMIL (Milan Branch), (Sede Secondaria di Milano) Palazzo Serbelloni Corso Venezia, 16 20121 Milano, Italy. **The Netherlands:** MSIM FMIL (Amsterdam Branch), Rembrandt Tower, 11th Floor Amstelplein 1 1096HA, Netherlands. **France:** MSIM FMIL (Paris Branch), 61 rue de Monceau 75008 Paris, France. **Spain:** MSIM FMIL (Madrid Branch), Calle Serrano 55, 28006, Madrid, Spain. **Germany:** MSIM FMIL Frankfurt Branch, Große Gallusstraße 18, 60312 Frankfurt am Main, Germany (Gattung: Zweigniederlassung (FDI) gem. § 53b KWG). **Denmark:** MSIM FMIL (Copenhagen Branch), Gorrissen Federspiel, Axel Towers, Axeltorv2, 1609 Copenhagen V, Denmark.

MIDDLE EAST

Dubai: MSIM Ltd (Representative Office, Unit Precinct 3-7th Floor-Unit 701 and 702, Level 7, Gate Precinct Building 3, Dubai International Financial Centre, Dubai, 506501, United Arab Emirates. Telephone: +97 (0)14 709 7158).

This document is distributed in the Dubai International Financial Centre by

Morgan Stanley Investment Management Limited (Representative Office), an entity regulated by the Dubai Financial Services Authority ("DFSA"). It is intended for use by professional clients and market counterparties only. This document is not intended for distribution to retail clients, and retail clients should not act upon the information contained in this document.

This document relates to a financial product which is not subject to any form of regulation or approval by the DFSA. The DFSA has no responsibility for reviewing or verifying any documents in connection with this financial product. Accordingly, the DFSA has not approved this document or any other associated documents nor taken any steps to verify the information set out in this document, and has no responsibility for it. The financial product to which this document relates may be illiquid and/or subject to restrictions on its resale or transfer. Prospective purchasers should conduct their own due diligence on the financial product. If you do not understand the contents of this document, you should consult an authorised financial adviser.

U.S.

NOT FDIC INSURED | OFFER NO BANK GUARANTEE | MAY LOSE VALUE | NOT INSURED BY ANY FEDERAL GOVERNMENT AGENCY | NOT A BANK DEPOSIT

LATIN AMERICA (Brazil, Chile Colombia, Mexico, Peru, and Uruguay)

This material is for use with an institutional investor or a qualified investor only. All information contained herein is confidential and is for the exclusive use and review of the intended addressee, and may not be passed on to any third party. This material is provided for informational purposes only and does not constitute a public offering, solicitation or recommendation to buy or sell for any product, service, security and/or strategy. A decision to invest should only be made after reading the strategy documentation and conducting in-depth and independent due diligence.

ASIA PACIFIC

Hong Kong: This material is disseminated by Morgan Stanley Asia Limited for use in Hong Kong and shall only be made available to "professional investors" as defined under the Securities and Futures Ordinance of Hong Kong (Cap 571). The contents of this material have not been reviewed nor approved by any regulatory authority including the Securities and Futures Commission in Hong Kong. Accordingly, save where an exemption is available under the relevant law, this material shall not be issued, circulated, distributed, directed at, or made available to, the public in Hong Kong. **Singapore:** This material is disseminated by Morgan Stanley Investment Management Company and should not be considered to be the subject of an invitation for subscription or purchase, whether directly or indirectly, to the public or any member of the public in Singapore other than (i) to an institutional investor under section 304 of the Securities and Futures Act, Chapter 289 of Singapore ("SFA"); (ii) to a "relevant person" (which includes an accredited investor) pursuant to section 305 of the SFA, and

such distribution is in accordance with the conditions specified in section 305 of the SFA; or (iii) otherwise pursuant to, and in accordance with the conditions of, any other applicable provision of the SFA. This publication has not been reviewed by the Monetary Authority of Singapore. **Australia:** This material is provided by Morgan Stanley Investment Management (Australia) Pty Ltd ABN 22122040037, AFSL No. 314182 and its affiliates and does not constitute an offer of interests. Morgan Stanley Investment Management (Australia) Pty Limited arranges for MSIM affiliates to provide financial services to Australian wholesale clients. Interests will only be offered in circumstances under which no disclosure is required under the Corporations Act 2001 (Cth) (the "Corporations Act"). Any offer of interests will not purport to be an offer of interests in circumstances under which disclosure is required under the Corporations Act and will only be made to persons who qualify as a "wholesale client" (as defined in the Corporations Act). This material will not be lodged with the Australian Securities and Investments Commission.

Japan: For professional investors, this material is circulated or distributed for informational purposes only. For those who are not professional investors, this material is provided in relation to Morgan Stanley Investment Management (Japan) Co., Ltd. ("MSIM")'s business with respect to discretionary investment management agreements ("IMA") and investment advisory agreements ("IAA"). This is not for the purpose of a recommendation or solicitation of transactions or offers any particular financial instruments. Under an IMA, with respect to management of assets of a client, the client prescribes basic management policies in advance and commissions MSIMJ to make all investment decisions based on an analysis of the value, etc. of the securities, and MSIMJ accepts such commission. The client shall delegate to MSIMJ the authorities necessary for making investment. MSIMJ exercises the delegated authorities based on investment decisions of MSIMJ, and the client shall not make individual instructions. All investment profits and losses belong to the clients; principal is not guaranteed. Please consider the investment objectives and nature of risks before investing. As an investment advisory fee for an IAA or an IMA, the amount of assets subject to the contract multiplied by a certain rate (the upper limit is 2.20% per annum (including tax)) shall be incurred in proportion to the contract period. For some strategies, a contingency fee may be incurred in addition to the fee mentioned above. Indirect charges also may be incurred, such as brokerage commissions for incorporated securities. Since these charges and expenses are different depending on a contract and other factors, MSIMJ cannot present the rates, upper limits, etc. in advance. All clients should read the Documents Provided Prior to the Conclusion of a Contract carefully before executing an agreement. This material is disseminated in Japan by MSIMJ, Registered No. 410 (Director of Kanto Local Finance Bureau (Financial Instruments Firms)), Membership: the Japan Securities Dealers Association, The Investment Trusts Association, Japan, the Japan Investment Advisers Association and the Typell Financial Instruments Firms Association.

Learn more at www.morganstanley.com/im.