

Counterpoint Global Insights

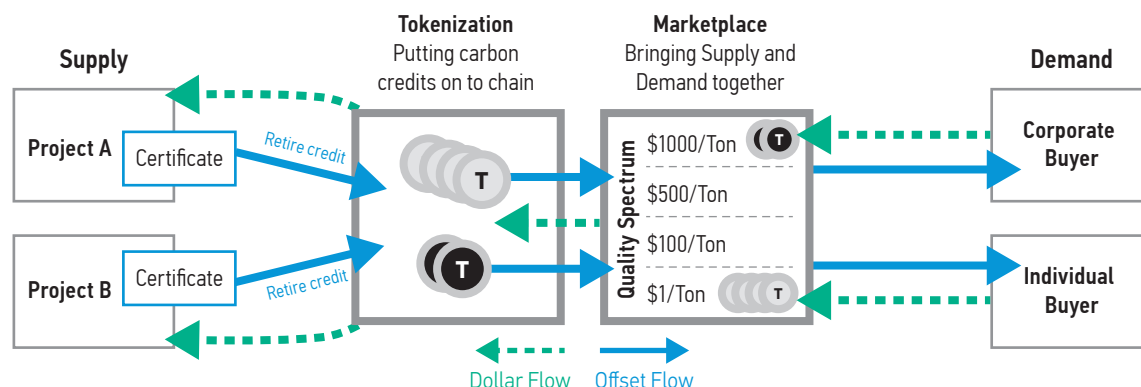
Crypto and Carbon

Global Interoperable Voluntary Offset Marketplace on Chain

CONVERGENCE | SUSTAINABILITY RESEARCH | JULY 2022

The intersection of Counterpoint Global’s focus on disruptive technologies and Sustainability Research has resulted in the insight that recent Blockchain technologies have an opportunity to play a role in decarbonizing the global economy. While the market is currently focused on the near-term emissions from the energy intensive mining practices of cryptocurrencies like Bitcoin, our research helps us understand the potential energy efficiency improvements from emerging technologies like proof of stake (explained below). In addition to better contextualizing the risks, our research has highlighted how Blockchain technologies have unique capabilities that can enable an interoperable marketplace for voluntary carbon offsets. We believe the creation of a global marketplace to enable price discovery for varying offset quality is an essential tool to use market forces to decarbonize society.

Display 1: Can blockchain technology enable a global interoperable voluntary carbon offset trading marketplace?



Source: Morgan Stanley Investment Management. For illustrative purposes only. Information shown is to illustrate how blockchain technology could enable a global interoperable voluntary carbon offset trading marketplace.



The Market Opportunity

THE GLOBAL PROBLEM: The world emits roughly 51 billion tons of greenhouse gas emissions per year.¹ Most parts of our economy create emissions, including manufacturing (31%), energy production (27%), agriculture and land use (19%), and transportation (16%). Scientific experts from United Nations agencies estimate that even if all nations implement their pledges to reduce carbon emissions, this scale of output puts the world on track for a 1.8° Celsius (C) warming,² above the 1.5 °C target set by the Paris Agreement entered into force in 2016.

ADDRESSING THE PROBLEM: The global movement to decarbonize the economy is gaining momentum. Almost every country has endorsed the Paris Agreement and many for-profit companies have set targets to achieve net zero emissions. But a unified strategy on how to achieve these aspirational targets does not exist at either a country or a company level. Decarbonization will require a massive reduction in our emissions, and some segments of the economy have an existing strategy. For example, efforts are underway to replace electricity generation based on fossil fuels with alternatives such as solar and wind. By contrast, companies in some industries, including cement, steel, plastic production and aviation, will find it hard to reduce their carbon emissions substantially. They will require offsets to counteract their output. There are simply no alternative technologies available today that are low in carbon output and economically feasible.

THE OFFSET ECONOMY: Carbon offsets refer to the reduction or removal of greenhouse gas (GHG) emissions to compensate for emissions that occur elsewhere. Remarkably, there is no marketplace for global carbon where emitters can purchase offsets from those sequestering carbon. There is no centralized leadership to create a consensus global standard. As a result, the market is complex and chaotic. Some emerging verification standards exist, such as Verra who has certified over 1,800 Verified Carbon Standard projects, but none have achieved the scale to span isolated regional exchanges and create an interoperable global marketplace.³

OFFSET BUYERS: There are two primary types of buyers for offset credits. The first is the “compliance” market, where buyers have a legal mandate to offset their carbon emissions. The second is the “voluntary” market, a group that elects to pursue targets of net carbon reduction. The compliance market is more established. These buyers purchased roughly 11 billion tonnes of carbon dioxide equivalent (CO₂e) at a value of approximately \$850 billion in 2021, representing an

¹ Source: Rhodium Group as of 2020, as referenced in How to Avoid a Climate Disaster, by Bill Gates, February 16, 2021.

² Source: International Energy Agency, November 6, 2021.

³ Source: Verra.org, July 12, 2022.

increase of 164% from 2020 (European Union's Emissions Trading System accounted for 90% of global value, with €683 billion of transaction value in 2021).⁴ The voluntary market today is much smaller, making purchases of 300 million tons CO₂e at a value of roughly \$1 billion. While smaller than the compliance market, the voluntary market is growing significantly faster and is estimated to reach more than \$100 billion of volume per year by 2030.⁵ This trend is supported by likely regulations such as carbon taxation. These regulations seek to reduce the cost difference between high- and low-emissions alternatives, which is expected to lower green premiums.

OFFSET SELLERS: There is vast variability in cost and quality on the supply side. For example, the seller of a carbon credit can generate an offset by avoiding cutting down trees at a cost of a few dollars per credit or by spending up to \$1,000 per credit to use 100% green energy to suck carbon from the air using solid sorbent direct air capture (DAC) systems and store it miles underground for centuries. The primary dimensions of quality are additionality, permanence, efficiency and verifiability.

- **ADDITIONALITY:** High-quality credits are said to have “additionality,” which means that the sequestration happens only if incremental funding from selling credits is available. (A 2016 study released by the European Commission and carried out by the Oko-Institut estimates that 85% of offset projects were not additional. In other words, the sequestration would have occurred as a continuation of business as usual without the carbon marketplace.)
- **PERMANENCE:** Each sequestration method has a different estimated duration on how long the carbon is captured (Reforestation generally is expected to last for decades while captured and stored carbon can last centuries).
- **EFFICIENCY:** The amount of carbon that is released in the process of sequestering reduces net carbon removal efficiency. (Afforestation and Reforestation can be greater than 95% efficient, with the primary wastage being the forest management, while biochar is estimated to be 25% efficient, where each ton removed requires 0.75 tons to be emitted.)⁶
- **VERIFIABILITY:** Traceability and measurability vary between the different methods. (A captured and stored ton of carbon is relatively cheap to document while measuring soil-based sequestration of regenerative farming practices is labor intensive and estimated by lower precision survey work.)

While there are public sector groups like parties of the United Nations Climate Change Conference addressing Article 6 (the Paris Agreement's rulebook governing carbon markets), and private sector initiatives like Taskforce on Scaling Voluntary Carbon Markets and Carbon Meta-Registry focused on the issues, the scale and complexity of the task is immense. The lack of interoperability between marketplaces, as well as standards that vary, means a company that sequesters carbon is unable to add their credit to a liquid pool of global supply. As a consequence, carbon credits are not priced to reflect the proper underlying quality. There are currently 68 carbon pricing mechanisms around the world, including 36 carbon taxes and 32 emissions trading schemes.⁷ In the compliance market prices range from below \$5 to above \$100 per ton depending on the country and region.⁸ In the voluntary market, prices can range from less than \$1 per ton to above \$50 per ton.⁹

OPPORTUNITY SCALE: The market opportunity has the potential to be significant. If 85% of the global emissions of 51 billion tons are reduced through decarbonization strategies, more than 7 billion tons will need to be offset. Assuming a cost of \$100 per ton to sequester emissions suggests a \$765 billion market. This is larger than the software sector today. While we expect a market will eventually be created to meet this demand and hence capture the opportunity, further development through existing systems is anticipated to be slow.

⁴ Source: Refinitiv and Reuters, January 31, 2022.

⁵ Source: Ecosystem Marketplace, November 10, 2021.

⁶ Source: National Academies of Sciences, Engineering, and Medicine. *Negative Emissions Technologies and Reliable Sequestration: A Research Agenda*. 2018.

⁷ Source: The World Bank, Carbon Pricing Dashboard, 2022.

⁸ Source: The World Bank, Carbon Pricing Dashboard, 2021.

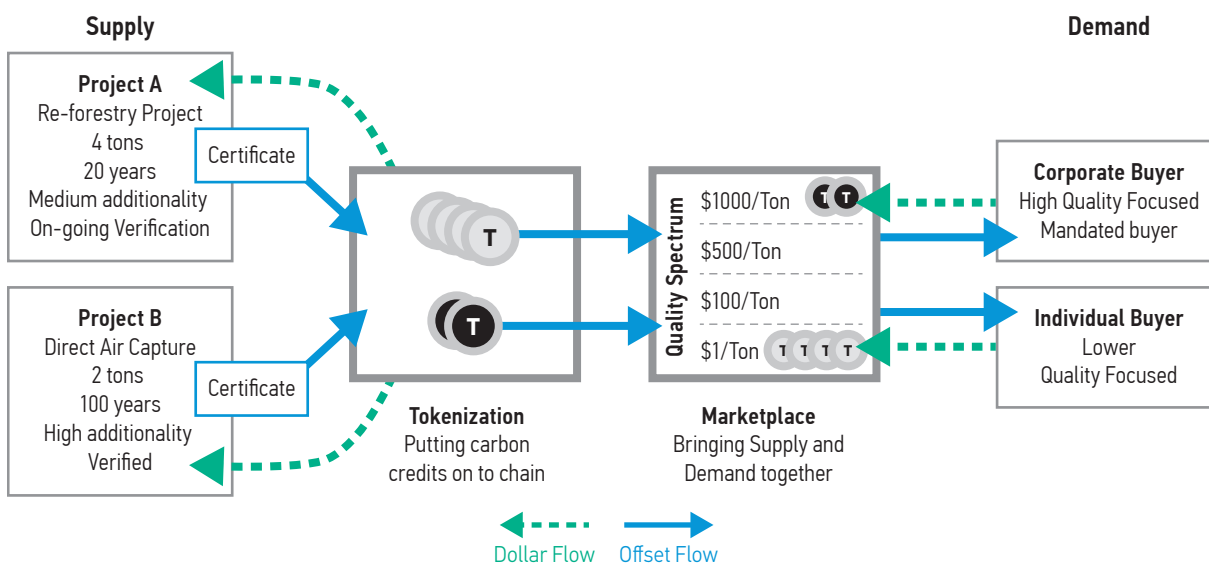
⁹ Source: Ecosystem Marketplace, Global Carbon Markets Data Intelligence and Analytics Dashboard, 2021.

Game-Changing Technology

Blockchain is in effect a decentralized database. Four innovative applications built on foundational blockchain technology are relevant to the opportunity in the market for carbon offsets:

- 1. CRYPTOCURRENCY:** Cryptocurrencies such as Bitcoin use blockchain as an enabling technology, but cryptocurrencies and blockchain are distinct. Bitcoin and other cryptocurrencies are an application of blockchain that enables a digital store of value in a transaction system that does not rely on trust. Cryptocurrencies create incentives for members to participate in the management of the ecosystem. For instance, the entities that provide the computing power to process the transactions in the Bitcoin network are compensated with new Bitcoins. This creates a self-sustaining ecosystem.
- 2. NON-FUNGIBLE TOKENS (NFTS):** Most cryptocurrencies are fungible assets. For instance, all Bitcoins are the same and owners can use them interchangeably for transactions. Some blockchains enable the creation of tokens that have individually unique properties and traits. These are called non-fungible tokens (NFTs). NFTs are now best known as a way to collect and speculate on the value of unique pixelated images, but this enabling technology can add any type of unique asset to a distributed database. For example, one of the leading cryptocurrency decentralized exchanges, Uniswap V3, uses NFTs to represent positions in its liquidity pools.
- 3. DECENTRALIZED AUTONOMOUS ORGANIZATIONS (DAOS):** A traditional company is a centralized entity where decisions are made through the use of governance structures. The management team runs the business, the board of directors is responsible for oversight and strategy, and shareholders elect the board. A decentralized autonomous organization (DAO) is managed through transparent rules run on a computer program and controlled by the crowdsourced voting of DAO members. The holders of DAO governance tokens cast votes to determine the actions of the DAO. Unlike traditional corporations, governance token holders may not have any formal ownership of the DAO or rights to its assets. DAOs can sell governance tokens or give them to people or entities that are strategic to the success of the enterprise. This enables community ownership and incentivizes participation.
- 4. PROOF OF STAKE:** The first version of cryptocurrencies were applications based on proof of work (PoW), where the prover was incentivized with rewards to generate specific computational output that others could verify. This

Display 2: How carbon trading on chain could work:



- 1) Pricing quality serves as a demand pull to create more high-quality projects (currently demand outstrips supply)
- 2) Overtime the quality floor is expected to be raised by regulations as corporate buyers specifically buying low quality will likely be seen as greenwashing their net-zero commitment

Source: Morgan Stanley Investment Management. Information shown is for illustrative purposes only.

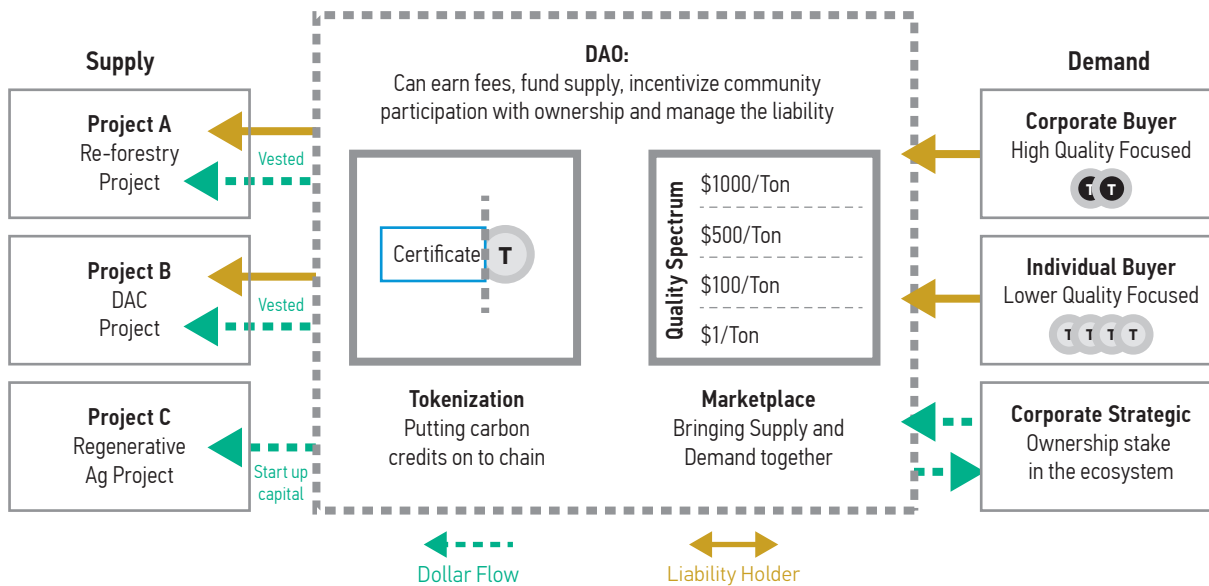
output required substantial computer processing and was thus energy intensive. Beyond extensive energy needs, these early PoW applications were too slow and could not meet the performance demands of newer applications. Rather than earning from PoW, the next generation of network participants in cryptocurrencies earn through proof of stake (PoS). This process allows owners to earn additional cryptocurrency by staking their assets in exchange for the privilege of validating network transactions. PoS is faster and much more energy efficient than PoW. It also disincentivizes bad behavior.

Technology Colliding With an Opportunity

The thesis is that blockchain-enabled applications of NFTs, DAOs and PoS have the potential to enable the creation of a global carbon offset marketplace that can decarbonize the economy through market forces.

- 1. NFTS ADDRESS QUALITY VARIANCE:** A ton of carbon removed is currently a commodity. But there is a massive difference in quality between verifiable, long-duration and net-efficient activities such as direct air capture using green energy and harder-to-verify activities in forestry conservation. A carbon removal credit that is put on chain and made into an NFT can be priced to reflect the underlying quality of the sequestration. Matching price and quality can unleash the necessary market forces to incentivize the generation of high-quality credits. Over time, the market can demand different quality minimums.
- 2. NFTS ADDRESS TRACEABILITY:** When a company buys a carbon credit today it has to trust that the ton sequestered was sold only once and not counted twice. In certain cases, there also has to be trust that the company that purchased the offset will retire the credit and not resell it. Since NFTs are programmable, they can be coded to be retired, or “burn,” after consumption. This verifies sole sale. This burning allows purchasers of offsets to see the amount of carbon credits consumed, allowing them to compare prices and compete effectively. This also allows market participants to speculate more easily on the pricing of varying quality. For example, they can lock in current pricing by forward buying credits and not burning them.
- 3. DAOS CAN HELP FACILITATE A GLOBAL MARKETPLACE TO BRING TOGETHER SUPPLY AND DEMAND:** DAOs create an incentive for community participation and ownership. DAOs can issue tokens that they can sell to participants on the supply and demand side. Marketplaces that scale successfully follow common patterns. Liquidity attracts incremental liquidity, which can create positive feedback that could result in a leader taking-most market. DAOs have an advantage over traditional marketplaces owned by centralized organizations because they can enable participation, hence driving incremental demand and supply.
- 4. DAOS CAN HELP ADDRESS THE PROBLEM OF FUNDING OFFSETS:** One of the primary constraints on the offset economy is the upfront cost to start sequestration projects and the ongoing costs to verify carbon credits. For instance, regenerative farmers already sequester carbon but generally are not compensated for it because the cost of verification is too high. DAOs can use funds from treasury to pay for farmers to adopt regenerative agriculture practices and the on-going verification costs. The credits created through that project can then be sold on the owned exchange by mandate, allowing for the initial upfront investment to be recovered. This new source of revenue for regenerative farmers would attract the incremental farmer to adopt regenerative practices.
- 5. DAOS AND NFTS CAN HELP PROVIDE PROGRAMMATIC LIABILITY MANAGEMENT:** Offset sellers can receive payment over time utilizing verification vesting coded into the NFT, incentivizing continued land maintenance, for instance. The DAOs that issue the NFTs can serve as the liable entity should an offset seller change their practices or if the sequestration is proven impermanent. The DAO can hold a reserve of NFTs or US Dollar-linked coins in treasury as insurance to compensate buyers should the initial sale prove impermanent. Having the liability transferred to a DAO lowers the risk of corporate buyers who fear reputational harm from mistakenly buying low-quality credits.
- 6. CRYPTOCURRENCY ALLOWS PARTICIPANTS TO CASH IN AND CASH OUT:** The global cryptocurrency infrastructure and service providers enable buyers to put cash into the system to acquire carbon offset NFTs while carbon sequesters can take cash out of the ecosystem after linking their verified carbon offsets to NFTs.

Display 3: How DAOs can help facilitate the scaling of on-chain carbon offset marketplaces



- 1) Entity will earn fees for tokenization and marketplace transactions
- 2) Overtime marketplace and tokenization fees can help fund projects to bring more supply on to chain
- 3) Entity can manage liability to insure purchases with a carbon or dollar reserve, and pay out to supply providers with vesting as their permanence obligations are met
- 4) Community participation can be incentivized with ownership of the DAO via utility-like tokens

Source: Morgan Stanley Investment Management. Information shown is for illustrative purposes only.

The Impact

The average price of a carbon offset in the voluntary market was estimated to be \$3.37 per ton in 2021, up from \$2.50 in 2020, this low price reflects the perceived quality and disaggregated demand pools.¹⁰ The academic consensus is that the price per ton needs to be \$100 or greater to sizably incentivize the scalable decarbonization projects to transform the global economy to net-zero emissions. We believe the creation of a global interoperable marketplace with price discovery and variance to reflect quality is a systemic way to use market forces to incentivize decarbonization on a mass scale.

While it is certainly possible that a global marketplace will be controlled by a centralized set of exchanges (similar to how equities or bonds are traded) we believe the complexity, scale and variance of this market makes these emergent technologies particularly useful. Blockchain technologies can also help address missing capabilities to enable mass adoption such as programmatic verification, liability management and a funding mechanism for offset creation. In our view, building a marketplace now that factors in quality variance enables society to be ready to scale if the will and budgets materialize to act, and a liquid marketplace appropriately pricing qualitative factors such as permanence is likely to result in carbon credits over time that have both quality scores issued by third-party rating agencies and the integration of standard time scales (ton sequestered for 10 years, for example).

The thesis is that the path to disruption will start at a niche segment of the high-end market. Specifically, buyers that demand the highest quality will purchase the best-quality carbon credits. We are seeing that some sophisticated large technology corporate buyers that want to meet their net-zero commitments in an authentic way are helping to jumpstart this market. Such activity particularly at the high end of the market will likely create an incentive to bring more supply into the market and help emergent technologies like DAC get to scale. Buyers, in turn, will establish price differences between highest- and lowest-quality credits. Over time, we expect quality will rise either as the result of regulations or by carbon sequesters moving up the quality spectrum in response to incentives.

¹⁰ Source: Ecosystem Marketplace, Global Carbon Markets Data Intelligence and Analytics Dashboard.

If the trading volume over these marketplaces grows to meet the increasing demands of buyers looking to meet net-zero targets, it is likely that the service layers of tokenization and the marketplace itself will likely become valuable entities. Counterpoint Global will be looking for potential investments that could capture some of this value, derivatively we believe there should be investment opportunities that get created as a result of having a liquid marketplace, such as companies that create high quality offsets cost efficiently.

Risk Considerations

There is no assurance that a Portfolio will achieve its investment objective. Portfolios are subject to **market risk**, which is the possibility that the market values of securities owned by the Portfolio will decline and that the value of Portfolio shares may therefore be less than what you paid for them. Market values can change daily due to economic and other events (e.g. natural disasters, health crises, terrorism, conflicts and social unrest) that affect markets, countries, companies or governments. It is difficult to predict the timing, duration, and potential adverse effects (e.g. portfolio liquidity) of events. Accordingly, you can lose money investing in this Portfolio. Please be aware that this Portfolio may be subject to certain additional risks. In general, **equities securities'** values also fluctuate in response to activities specific to a company. Investments in **foreign markets** entail special risks such as currency, political, economic, market and liquidity risks. The risks of investing in **emerging market countries** are greater than risks associated with investments in foreign developed countries. **ESG Strategies** that incorporate impact investing and/or Environmental, Social and Governance (ESG) factors could result in relative investment performance deviating from other strategies or broad market benchmarks, depending on whether such sectors or investments are in or out of favor in the market. As a result, there is no assurance ESG strategies could result in more favorable investment performance. **Cryptocurrency (notably, Bitcoin)** operates as a decentralized, peer-to-peer financial exchange and value storage that is used like money. It is not backed by any government. Federal, state or foreign governments may restrict the use and exchange of cryptocurrency. Cryptocurrency may experience very high volatility. **Active Management Risk.** In pursuing the Portfolio's investment objective, the Adviser has considerable leeway in deciding which investments to buy, hold or sell on a day-to-day basis, and which trading strategies to use. The success or failure of such decisions will affect performance. To the extent the Portfolio invests a substantial portion of its assets in the information technology sector, the Portfolio may be particularly impacted by events that adversely affect the sector, such as rapid changes in technology product cycles, product obsolescence, government regulation, and competition, and may fluctuate more than that of a portfolio that does not invest significantly in companies in the technology sector.

Counterpoint Global

INVESTORS	RESEARCH RESPONSIBILITIES	YEARS OF EXPERIENCE	YEARS WITH FIRM	YEARS WITH TEAM
DENNIS LYNCH	Lead Investor, Head of Counterpoint Global	30	26	26
SAM CHAINANI	Head of Counterpoint Global ~ New York, Technology	28	28	24
JASON YEUNG	Health Care	27	22	20
ARMISTEAD NASH	Business Services, Software	24	22	20
DAVID COHEN	Consumer	36	31	25
ALEX NORTON	Consumer, Industrials, Technology (ex Software)	29	24	24
MANAS GAUTAM	Head of Global Endurance, Generalist	12	9	9
ANNE EDELSTEIN	Co-Head of Vitality, Health Care	13	6	6
JENNY LEEDS	Co-Head of Vitality, Health Care	8	5	5
ABHIK KUMAR	Software, Media	15	5	5
JOSHUA JARRETT	Director of Research, Generalist	19	4	4
RUOBING CHANG	Internet	12	8	4
ALEKS SAMETS	Payments	4	4	4
BETH FIFER	Health Care	12	3	3
MUHAMMADRAZA PANJU	Internet	5	3	3
PETE STOVELL	Generalist	30	3	3
MICHAEL MORITZ	Generalist	6	2	2
GINO GRAZIADIO	Generalist	<1	<1	<1
CONSILIENT RESEARCH				
MICHAEL MAUBOUSSIN	Head of Consilient Research	38	4	4
DAN CALLAHAN	Consilient Research	19	4	4
DISRUPTIVE CHANGE RESEARCH				
STAN DELANEY	Big Ideas, Emerging Themes	23	23	20
SASHA COHEN	Big Ideas, Emerging Themes	7	7	7
JUSTIN AMEZQUITA	Big Ideas, Emerging Themes	4	4	4
SUSTAINABILITY RESEARCH				
THOMAS KAMEI	Head of Sustainability Research, Tailwinds	12	12	12
DERRICK MAYO	Sustainability Research	19	10	3
CLIENT RELATIONSHIP AND BUSINESS MANAGEMENT				
MARK TODTFELD	Chief Operating Officer	29	19	5
KERRY ANN JAMES	Head of Client Relations, Portfolio Specialist	27	7	3
PRAJAKTA NADKARNI	Portfolio Specialist	20	17	13
MICK MORAN	Portfolio Specialist	10	10	2
MCKENZIE BURKHARDT	Portfolio Specialist	21	21	21
XAVIER SALAZAR	Portfolio Analyst	6	6	2
KATHRYNE DOWNS	Portfolio Specialist ~ Global Endurance	12	12	2
EARL PRYCE	Portfolio Administrator	24	24	17
CHAYSE MORGAN	Portfolio Administrator	4	4	4
ERICA CASARENO	Portfolio Administrator	2	2	2
AMBER YANG	Business Management	14	6	3

"Investor" refers to an analyst or portfolio manager of Counterpoint Global.

Team members may change without notice from time to time. Years of Experience listed above refers to Industry Experience.

Years of Experience, Years with Firm and Years with Team are as of June 2024.

DEFINITIONS

Blockchain: Blockchain is a shared, immutable ledger that facilitates the process of recording transactions and tracking assets in a business network.

Cryptocurrency: Cryptocurrency (notably, Bitcoin) operates as a decentralized, peer-to-peer financial exchange and value storage that is used like money. It is not backed by any government. Federal, state or foreign governments may restrict the use and exchange of cryptocurrency. Cryptocurrency may experience very high volatility.

Fungible Assets: Fungible tokens or assets are divisible and non-unique. For instance, fiat currencies like the U.S. dollar are fungible.

IMPORTANT INFORMATION

There is no guarantee that any investment strategy will work under all market conditions, and each investor should evaluate their ability to invest for the long-term, especially during periods of downturn in the market.

A separately managed account may not be appropriate for all investors. Separate accounts managed according to the Strategy include a number of securities and will not necessarily track the performance of any index. Please consider the investment objectives, risks and fees of the Strategy carefully before investing. A minimum asset level is required.

For important information about the investment managers, please refer to Form ADV Part 2.

The views and opinions and/or analysis expressed are those of the investment team as of the date of preparation of this material and are subject to change at any time without notice due to market or economic conditions and may not necessarily come to pass. Furthermore, the views will not be updated or otherwise revised to reflect information that subsequently becomes available or circumstances existing, or changes occurring, after the date of publication. The views expressed do not reflect the opinions of all investment personnel at Morgan Stanley Investment Management (MSIM) and its subsidiaries and affiliates (collectively "the Firm"), and may not be reflected in all the strategies and products that the Firm offers.

Forecasts and/or estimates provided herein are subject to change and may not actually come to pass. Information regarding expected market returns and market outlooks is based on the research, analysis and opinions of the authors or the investment team. These conclusions are speculative in nature, may not come to pass and are not intended to predict the future performance of any specific strategy or product the Firm offers. Future results may differ significantly depending on factors such as changes in securities or financial markets or general economic conditions.

This material has been prepared on the basis of publicly available information, internally developed data and other third-party sources believed to be reliable. However, no assurances are provided regarding the reliability of such information and the Firm has not sought to independently verify information taken from public and third-party sources.

This material is a general communication, which is not impartial and all information provided has been prepared solely for informational and educational purposes and does not constitute an offer or a recommendation to buy or sell any particular security or to adopt any specific investment strategy. The information herein has not been based on a consideration of any individual investor circumstances and is not investment advice, nor should it be construed in any way as tax, accounting, legal or regulatory advice. To that end, investors should seek independent legal and financial advice, including advice as to tax consequences, before making any investment decision.

This material is not a product of Morgan Stanley's Research Department and should not be regarded as a research material or a recommendation.

The Firm has not authorised financial intermediaries to use and to distribute this material, unless such use and distribution is made in accordance with applicable law and regulation. Additionally, financial intermediaries are required to satisfy themselves that the information in this material is appropriate for any person to whom they provide this material in view of that person's circumstances and purpose. The Firm shall not be liable for, and accepts no liability for, the use or misuse of this material by any such financial intermediary.

This material may be translated into other languages. Where such a translation is made this English version remains definitive. If there are any discrepancies between the English version and any version of this material in another language, the English version shall prevail.

The whole or any part of this material may not be directly or indirectly reproduced, copied, modified, used to create a derivative work, performed,

displayed, published, posted, licensed, framed, distributed or transmitted or any of its contents disclosed to third parties without the Firm's express written consent. This material may not be linked to unless such hyperlink is for personal and non-commercial use. All information contained herein is proprietary and is protected under copyright and other applicable law.

DISTRIBUTION

This material is only intended for and will only be distributed to persons resident in jurisdictions where such distribution or availability would not be contrary to local laws or regulations.

MSIM, the asset management division of Morgan Stanley (NYSE: MS), and its affiliates have arrangements in place to market each other's products and services. Each MSIM affiliate is regulated as appropriate in the jurisdiction it operates. MSIM's affiliates are: Eaton Vance Management (International) Limited, Eaton Vance Advisers International Ltd, Calvert Research and Management, Eaton Vance Management, Parametric Portfolio Associates LLC, and Atlanta Capital Management LLC.

This material has been issued by any one or more of the following entities:

EMEA

This material is for Professional Clients/Accredited Investors only.

In the EU, MSIM and Eaton Vance materials are issued by MSIM Fund Management (Ireland) Limited ("FMIL"). FMIL is regulated by the Central Bank of Ireland and is incorporated in Ireland as a private company limited by shares with company registration number 616661 and has its registered address at 24-26 City Quay, Dublin 2, DO2 NY19, Ireland.

Outside the EU, MSIM materials are issued by Morgan Stanley Investment Management Limited (MSIM Ltd) is authorised and regulated by the Financial Conduct Authority. Registered in England. Registered No. 1981121. Registered Office: 25 Cabot Square, Canary Wharf, London E14 4QA.

In Switzerland, MSIM materials are issued by Morgan Stanley & Co. International plc, London (Zurich Branch) Authorised and regulated by the Eidgenössische Finanzmarktaufsicht ("FINMA"). Registered Office: Beethovenstrasse 33, 8002 Zurich, Switzerland.

Outside the US and EU, Eaton Vance materials are issued by Eaton Vance Management (International) Limited ("EVM") 125 Old Broad Street, London, EC2N 1AR, UK, which is authorised and regulated in the United Kingdom by the Financial Conduct Authority.

Italy: MSIM FMIL (Milan Branch), (Sede Secondaria di Milano) Palazzo Serbelloni Corso Venezia, 16 20121 Milano, Italy. **The Netherlands:** MSIM FMIL (Amsterdam Branch), Rembrandt Tower, 11th Floor Amstelplein 1 1096HA, Netherlands. **France:** MSIM FMIL (Paris Branch), 61 rue de Monceau 75008 Paris, France. **Spain:** MSIM FMIL (Madrid Branch), Calle Serrano 55, 28006, Madrid, Spain. **Germany:** MSIM FMIL Frankfurt Branch, Große Gallusstraße 18, 60312 Frankfurt am Main, Germany (Gattung: Zweigniederlassung (FDI) gem. § 53b KWG). **Denmark:** MSIM FMIL (Copenhagen Branch), Gorrissen Federspiel, Axel Towers, Axeltorv2, 1609 Copenhagen V, Denmark.

MIDDLE EAST

Dubai: MSIM Ltd (Representative Office, Unit Precinct 3-7th Floor-Unit 701 and 702, Level 7, Gate Precinct Building 3, Dubai International Financial Centre, Dubai, 506501, United Arab Emirates. Telephone: +97 (0)14 709 7158).

This document is distributed in the Dubai International Financial Centre by Morgan Stanley Investment Management Limited (Representative Office), an entity regulated by the Dubai Financial Services Authority ("DFSA"). It is intended for use by professional clients and market counterparties only. This document is not intended for distribution to retail clients, and retail clients should not act upon the information contained in this document.

This document relates to a financial product which is not subject to any form of regulation or approval by the DFSA. The DFSA has no responsibility for reviewing or verifying any documents in connection with this financial product. Accordingly, the DFSA has not approved this document or any other associated documents nor taken any steps to verify the information set out in this document, and has no responsibility for it. The financial product to which this document relates may be illiquid and/or subject to restrictions on its resale or transfer. Prospective purchasers should conduct their own due diligence on the financial product. If you do not understand the contents of this document, you should consult an authorised financial adviser.

U.S.

NOT FDIC INSURED | OFFER NO BANK GUARANTEE | MAY LOSE VALUE | NOT INSURED BY ANY FEDERAL GOVERNMENT AGENCY | NOT A DEPOSIT

Latin America (Brazil, Chile Colombia, Mexico, Peru, and Uruguay)

This material is for use with an institutional investor or a qualified investor only. All information contained herein is confidential and is for the exclusive use and review of the intended addressee, and may not be passed on to any third party. This material is provided for informational purposes only and does not constitute a public offering, solicitation or recommendation to buy or sell for any product, service, security and/or strategy. A decision to invest should only be made after reading the strategy documentation and conducting in-depth and independent due diligence.

ASIA PACIFIC

Hong Kong: This material is disseminated by Morgan Stanley Asia Limited for use in Hong Kong and shall only be made available to "professional investors" as defined under the Securities and Futures Ordinance of Hong Kong (Cap 571). The contents of this material have not been reviewed nor approved by any regulatory authority including the Securities and Futures Commission in Hong Kong. Accordingly, save where an exemption is available under the relevant law, this material shall not be issued, circulated, distributed, directed at, or made available to, the public in Hong Kong. **Singapore:** This material is disseminated by Morgan Stanley Investment Management Company and may not be circulated or distributed, whether directly or indirectly, to persons in Singapore other than to (i) an accredited investor (ii) an expert investor or (iii) an institutional investor as defined in Section 4A of the Securities and Futures Act, Chapter 289 of Singapore ("SFA"); or (iv) otherwise pursuant to, and in accordance with the conditions of, any other applicable provision of the SFA. This publication has not been reviewed by the Monetary Authority of Singapore. **Australia:** This material is provided by Morgan Stanley Investment Management (Australia) Pty Ltd ABN 22122040037, AFSL No. 314182 and its affiliates and does not constitute an offer of interests. Morgan Stanley Investment Management (Australia) Pty Limited arranges for MSIM affiliates to provide financial services to Australian wholesale clients. Interests will only be offered in circumstances under which no disclosure is required under the Corporations Act 2001 (Cth) (the "Corporations Act"). Any offer of interests will not purport to be an offer of interests in circumstances under which disclosure is required under

the Corporations Act and will only be made to persons who qualify as a "wholesale client" (as defined in the Corporations Act). This material will not be lodged with the Australian Securities and Investments Commission.

Japan

For professional investors, this material is circulated or distributed for informational purposes only. For those who are not professional investors, this material is provided in relation to Morgan Stanley Investment Management (Japan) Co., Ltd. ("MSIMJ")'s business with respect to discretionary investment management agreements ("IMA") and investment advisory agreements ("IAA"). This is not for the purpose of a recommendation or solicitation of transactions or offers any particular financial instruments. Under an IMA, with respect to management of assets of a client, the client prescribes basic management policies in advance and commissions MSIMJ to make all investment decisions based on an analysis of the value, etc. of the securities, and MSIMJ accepts such commission. The client shall delegate to MSIMJ the authorities necessary for making investment. MSIMJ exercises the delegated authorities based on investment decisions of MSIMJ, and the client shall not make individual instructions. All investment profits and losses belong to the clients; principal is not guaranteed. Please consider the investment objectives and nature of risks before investing. As an investment advisory fee for an IAA or an IMA, the amount of assets subject to the contract multiplied by a certain rate (the upper limit is 2.20% per annum (including tax)) shall be incurred in proportion to the contract period. For some strategies, a contingency fee may be incurred in addition to the fee mentioned above. Indirect charges also may be incurred, such as brokerage commissions for incorporated securities. Since these charges and expenses are different depending on a contract and other factors, MSIMJ cannot present the rates, upper limits, etc. in advance. All clients should read the Documents Provided Prior to the Conclusion of a Contract carefully before executing an agreement. This material is disseminated in Japan by MSIMJ, Registered No. 410 (Director of Kanto Local Finance Bureau (Financial Instruments Firms)), Membership: the Japan Securities Dealers Association, The Investment Trusts Association, Japan, the Japan Investment Advisers Association and the Type II Financial Instruments Firms Association.

Explore our site at www.morganstanley.com/im