

## An Introduction to Alternative Lending



INVESTMENT INSIGHT | AIP ALTERNATIVE LENDING GROUP | November 2025

As investors seek to diversify their portfolio exposures beyond traditional assets, alternative lending may offer attractive absolute and risk-adjusted return characteristics. An allocation to alternative lending may provide investors with exposure to a secular shift in the way consumers and small businesses access capital. In this paper, we provide insights on this asset class and discuss why we view it as a through-the-cycle allocation for well-balanced portfolios.

### What Is Alternative Lending?

Alternately referred to as marketplace lending, peer-to-peer lending and P2P lending, alternative lending takes place through online platforms that use technology to bring together borrowers underserved by traditional lending institutions, with loan investors seeking attractive yield-generating investments. The lending model grew out of small-balance, peer-to-peer unsecured consumer loans financed by individual investors.

As the asset class matured, alternative lending evolved so that most loans are funded today by institutional investors, a group that counterintuitively includes even banks.<sup>1</sup> Recognizing their technological and geographic constraints, community banks may focus on their core competency of deposit gathering while outsourcing credit underwriting and servicing to alternative lending platforms.

Credit risks underwritten by alternative lenders have expanded over time, beyond the unsecured consumer, to include small businesses, autos, commercial and residential real estate, receivables, student loans and other forms of specialty finance.

### How Does it Work?

Consumer borrowers may seek alternative loans for a variety of reasons, including for debt consolidation or to pay down revolving credit card balances.

AUTHOR



**KENNETH MICHLITSCH**  
*Managing Director*

<sup>1</sup> Source: AIP Alternative Lending Group. Data as of October 30, 2025.

Please see important disclaimers at the end of this article.

By moving from a revolving structure to an amortizing installment structure, consumer borrowers may benefit from a lower interest rate than would be charged on a comparable revolving balance, such as from a credit card. Alternative lending platforms seek to streamline the traditional lending process by bringing borrowers and loan investors together, and by using technology-enabled models to rapidly underwrite borrower credit risk when determining appropriate loan pricing, terms and amounts offered to borrowers.

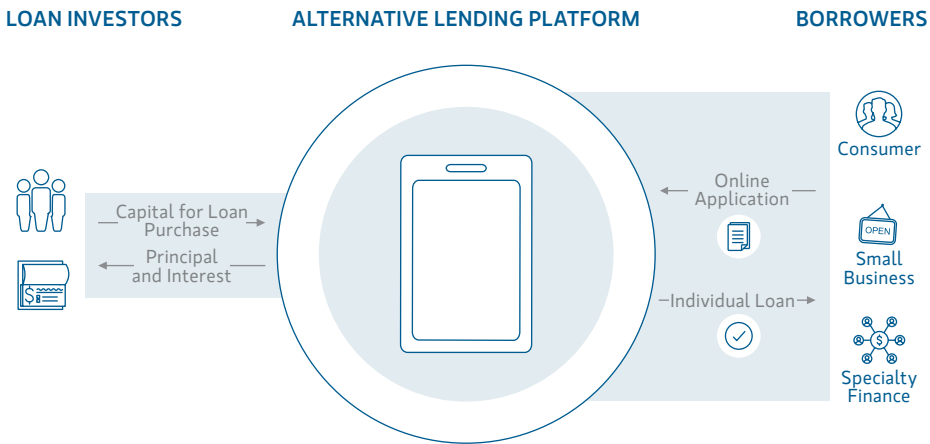
When borrowers accept loan offers, investors may purchase the loans post-issuance, for example, by actively selecting loans that they wish to purchase or by taking passive pro rata<sup>2</sup> allocations of loans that meet prespecified criteria, considering loan type, size, term, duration, credit risk, geographic concentration, etc. Investors

largely obtain the potential economic benefits and risks stemming from the loans, but the platforms typically maintain the customer relationship with end-borrowers and act as servicers for the loans, sending cash flows from the borrowers to the investors, net of

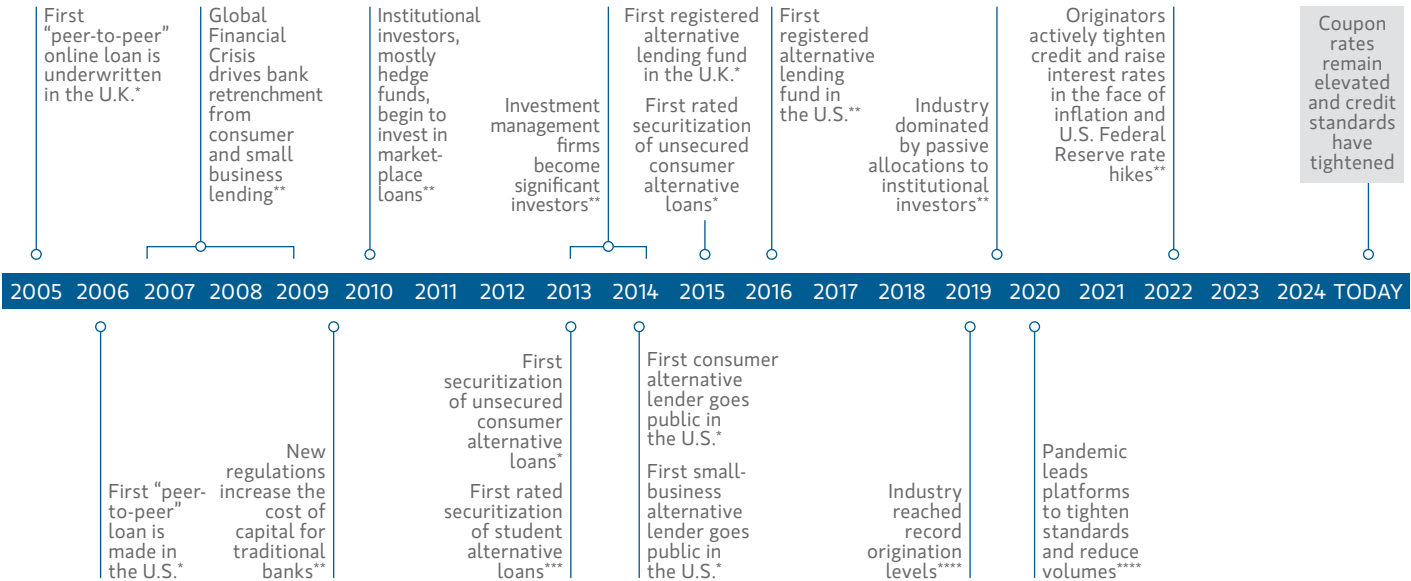
servicing fees. The platforms also may charge loan origination fees, typically to the borrowers.

Platforms may use partner banks to formally originate the loans they underwrite. The partner banks typically conduct oversight on the platforms'

**DISPLAY 1**  
**Alternative Lending Model**



**DISPLAY 2**  
**Evolution of Alternative Lending**



\* "The Hourglass Effect: A Decade of Displacement," QED Investors, Frank Rotman, April 13, 2015; AIP Alternative Lending Group research.  
 \*\* AIP Alternative Lending Group. The statements above reflect the opinions and views of AIP Alternative Lending Group as of the date hereof and not as of any future date and will not be updated or supplemented.  
 \*\*\* <https://www.sofi.com/press/sofi-completes-251mm-sp-rated-securitization-refinanced-student-loans/>  
 \*\*\*\* Source: dv01 Insights - Covid-19 Loan Origination Report Volume 13. June 1, 2022.

<sup>2</sup> Please see Glossary for definition.

underwriting models and ensure that underwritten loans and servicing procedures comply with applicable laws. In some cases, the partner banks or platforms may maintain an economic interest in loans sold to investors.

The loans themselves generally have relatively low initial balances, and terms of three to five years are typical. Today the most common consumer unsecured alternative loan is fully amortizing, with a weighted average term<sup>3</sup> of roughly 3.6 years and an average balance of roughly \$17,263.<sup>4</sup>

## The Evolution of Alternative Lending

Alternative lending grew rapidly in the decade following the first peer-to-peer online loans underwritten in the U.K. in 2005 and in the U.S. in 2006, gathering pace in the wake of the Global Financial Crisis.<sup>5</sup> These small-volume credit experiments leveraged marketplace models alongside technology-enabled customer acquisition, underwriting and loan servicing geared to borrowers who had grown comfortable with online services. Alternative lending volumes scaled as the aftermath of the 2008 financial crisis drove bank retrenchment from consumer and small-business lending, and as new regulations increased the cost of capital for traditional banks, stressing the traditional banking model.

To facilitate burgeoning loan volumes, alternative lending platforms evolved their funding models from the original peer-to-peer format to institutional buyers serving as the predominant loan investors, purchasing portfolios

of loans in bulk. Hedge funds were early buyers, actively selecting individual loans that they expected would outperform the platforms' average underwriting. As the platform underwriting models matured and the opportunities for hedge fund alpha<sup>6</sup> generation declined, institutional buyers largely migrated to passive pro rata purchases of loans within each buyer's defined credit box.

Passive pro rata allocations moved the due diligence focus for loan purchasers from individual, small-balance loans to all the loans underwritten by a platform within a purchaser's defined credit box, as well as to the platforms themselves. Passive allocations also facilitated deeper integration with the capital markets. The first securitization backed by unsecured consumer alternative loans occurred in 2013, and the first rated securitization of those loans followed in 2015. Since then, there has been over \$110 billion of asset-backed security issuance by the marketplace lending sector, according to Morgan Stanley Research.<sup>7</sup> U.S. consumer and small-business alternative lending platforms first listed their shares publicly in 2014 and the first registered alternative lending fund launched in the U.S. in 2016.

## Why Is the Opportunity Compelling Today?

In our view, there are four main reasons why alternative lending may be a compelling strategy for investors:

1. Alternative lending may provide a **potential combination of attractive yield and low duration** that stands in sharp contrast to the traditional

fixed income universe. Alternative lending's relatively low duration may reduce sensitivity to changes in benchmark interest rates. One contributor to low duration is the amortizing structure typical of alternative loans, which may facilitate vintage diversification that may be challenging to achieve with traditional fixed income that only repays principal at maturity. Furthermore, alternative lending may offer outsized credit spreads,<sup>8</sup> gross of any defaults and recoveries. While alternative loans often are unsecured, meaning, defaults typically will be higher and recoveries lower than with traditional fixed income, we believe that alternative lending's outsized credit spreads may provide a cushion against realized principal loss when investors encounter adverse economic environments, such as those caused by the COVID-19 pandemic or experienced during the Global Financial Crisis.

2. Unsecured consumer alternative lending may be **diversifying versus other major asset classes, including traditional corporate credit**. Alternative lending's underlying credit exposure often stems from the consumer, rather than from corporate or government credit exposure that generally dominates traditional fixed income allocations.
3. Unsecured consumer alternative lending exhibited **fundamental resilience** through the COVID crisis. In response to COVID-induced economic shutdowns, alternative lending platforms tightened credit standards,

<sup>3</sup> Please see Glossary for definition.

<sup>4</sup> Source: dv01, a provider of standardized loan-level data, as of September 30, 2025. Accessed November 18, 2025.

<sup>5</sup> "The Hourglass Effect: A Decade of Displacement," QED Investors, Frank Rotman, April 13, 2015

<sup>6</sup> Please see Glossary for definitions.

<sup>7</sup> Morgan Stanley ABS Strategy - North America. ABS Dashboard - October 2025. Cumulative figure references time period January 1, 2026 - September 30, 2025.

<sup>8</sup> Please see Glossary for definition.

decreasing underwriting volumes and increasing borrower selectivity, and they increased borrower interest rates. They also offered short-term loan modification programs to impacted borrowers, which likely reduced borrower defaults as the economic backdrop stabilized.

4. Alternative lending reflects a **diversified opportunity set**. Indeed, the volume and variety of strategies have flourished in recent years, providing multiple axes for diversification (e.g., by loan segment, credit quality, geography, security interest, balance size and/or loan duration).

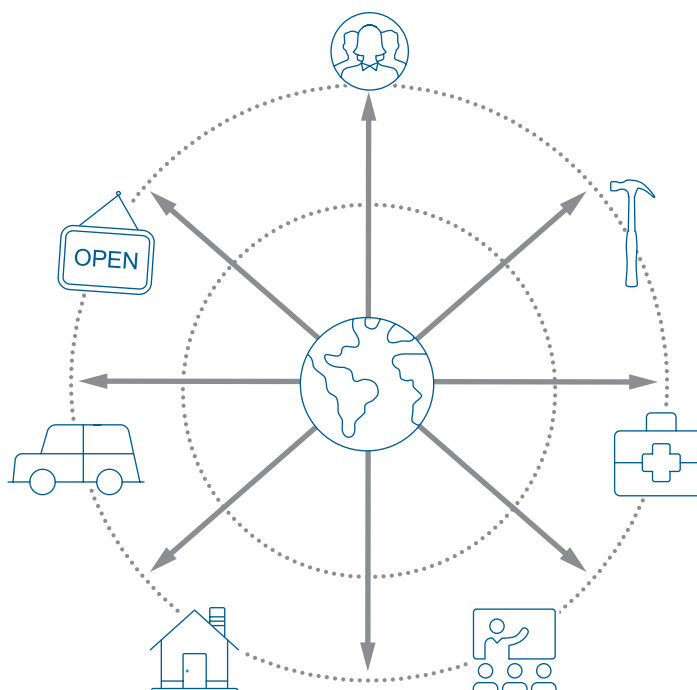
## Conclusion

The Federal Reserve cut benchmark interest rates several times in 2025, and market forecasters expect further cuts will be forthcoming. In this case, we believe alternative lending platforms will follow suit on reducing coupon rates for new loan originations. Further, the lower rate environment would reduce borrowing costs and support consumers. We remain optimistic about the alternative lending market and the key strengths it can provide to a portfolio. As a primarily

consumer-focused private credit opportunity, we believe that alternative lending can diversify investor's traditional and private corporate credit allocations. Alternative lending's yield, duration, and amortization

characteristics continue to stand in stark contrast to most corporate debt. For these and other reasons, we believe that alternative lending can play an important role in investors' portfolios through the cycle.

### DISPLAY 3 Diversified Opportunity Set



For illustrative purposes only. The statements above reflect the opinions and views of AIP Alternative Lending Group as of the date hereof and not as of any future date, and will not be updated or supplemented.

## GLOSSARY

**Alpha:** The excess return of an investment relative to a benchmark; also considered to be a measure of a manager's investment skill. **Credit Spread:** The difference in yield between a U.S. Treasury security and a non-Treasury security. **Duration:** An approximate measure of a bond's price sensitivity to changes in interest rates. **Pro rata:** A Latin term meaning in proportion. **Sharpe Ratio:** The average returned in excess of the risk-free rate per unit of risk or volatility. **Volatility:** Measure of dispersion of returns for a given type of security or asset class. **Weighted Average Term:** The weighted average amount of time for a group of loans to mature.

## INDEX DESCRIPTIONS

**S&P 500 Total Return Index** is widely regarded as the standard for measuring large-cap U.S. stock market performance. This popular index includes a representative sample of 500 leading companies in leading industries. **Bloomberg Barclays U.S. Aggregate Bond Index** is a broad-based fixed income benchmark that measures the investment grade, U.S. dollar-denominated, fixed-rate taxable bond market, including treasuries, government-related and corporate securities, mortgage-backed securities, asset-backed securities and commercial mortgage-backed securities. **MSCI U.S. REIT Index** is a free float-adjusted market capitalization index that is comprised of equity Real Estate Investment Trusts (REIT). With 150 constituents, it represents about 99% of the U.S. REIT universe as well as securities that are classified in the REIT sector according to the Global Industry Classification Standard. **Bloomberg Barclays U.S. Corporate High**

**Yield Total Return Index Value Unhedged** measures the USD-denominated high yield fixed-rate corporate bond market. Securities are classified as high yield if the middle rating of Moody's, Fitch and S&P is Ba1/BB+/BB+ or below. **Bloomberg Barclays U.S. Corporate Total Return Index Value Unhedged** measures the investment grade, fixed-rate, taxable corporate bond market. It includes U.S. dollar-denominated securities publicly issued by U.S. and non-U.S. industrial, utility and financial issuers. **Bloomberg Barclays U.S. Treasury Index** measures U.S. dollar-denominated, fixed-rate, nominal debt issued by the U.S. Treasury. Treasury bills are excluded by the maturity constraint, but are part of a separate Short Treasury Index.

## DISCLAIMERS

The views and opinions and/or analysis expressed are those of the author or the investment team as of the date of preparation of this material and are subject to change at any time without notice due to market or economic conditions and may not necessarily come to pass. Furthermore, the views will not be updated or otherwise revised to reflect information that subsequently becomes available or circumstances existing, or changes occurring, after the date of publication. The views expressed do not reflect the opinions of all investment personnel at Morgan Stanley Investment Management (MSIM) and its subsidiaries and affiliates (collectively "the Firm"), and may not be reflected in all the strategies and products that the Firm offers.

This material has been prepared on the basis of publicly available information, internally developed data and other third-party sources believed to be

reliable. However, no assurances are provided regarding the reliability of such information and the Firm has not sought to independently verify information taken from public and third-party sources.

This material is a general communication, which is not impartial and all information provided has been prepared solely for informational and educational purposes and does not constitute an offer or a recommendation to buy or sell any particular security or to adopt any specific investment strategy. The information herein has not been based on a consideration of any individual investor circumstances and is not investment advice, nor should it be construed in any way as tax, accounting, legal or regulatory advice. To that end, investors should seek independent legal and financial advice, including advice as to tax consequences, before making any investment decision.

Charts and graphs provided herein are for illustrative purposes only. **Past performance is no guarantee of future results.**

The indexes are unmanaged and do not include any expenses, fees or sales charges. It is not possible to invest directly in an index. Any index referred to herein is the intellectual property (including registered trademarks) of the applicable licensor. Any product based on an index is in no way sponsored, endorsed, sold or promoted by the applicable licensor and it shall not have any liability with respect thereto.

This material is not a product of Morgan Stanley's Research Department and should not be regarded as a research material or a recommendation.

The Firm has not authorised financial intermediaries to use and to distribute this material, unless such use and distribution is made in accordance with applicable law and regulation. Additionally, financial intermediaries are required to satisfy themselves that the information in this material is appropriate for any person to whom they provide this material in view of that person's circumstances and purpose. The Firm shall not be liable for, and accepts no liability for, the use or misuse of this material by any such financial intermediary.

This material may be translated into other languages. Where such a translation is made this English version remains definitive. If there are any discrepancies between the English version and any version of this material in another language, the English version shall prevail.

The whole or any part of this material may not be directly or indirectly reproduced, copied, modified, used to create a derivative work, performed, displayed, published, posted, licensed, framed, distributed or transmitted or any of its contents disclosed to third parties without the Firm's express written consent. This material may not be linked to unless such hyperlink is for personal and non-commercial use. All information contained herein is proprietary and is protected under copyright and other applicable law.

#### **ADDITIONAL RISKS**

Alternative investments are speculative, involve a high degree of risk, are highly illiquid, typically have higher fees than other investments, and may engage in the use of leverage, short sales, and derivatives, which may increase the risk of investment loss. These investments are designed for investors who understand and are willing to accept these risks. Performance may be volatile, and an investor could lose all or a substantial portion of its investment.

**Global Pandemics.** Portfolios are subject to market risk, which is the possibility that the market values of securities owned by the portfolio will decline and that the value of portfolio shares may therefore be less than what you paid for them. Market values can change daily due to economic and other events (such as natural disasters, epidemics and pandemics, terrorism, conflicts and social unrest) that affect markets generally, as well as those that affect particular regions, countries, industries, companies or governments. It is difficult to predict when events may occur, the effects they may have (e.g. adversely affect the liquidity of the portfolio), and the duration of those effects.

**REITs.** A security that is usually traded like a stock on the major exchanges and invests in real estate directly, either through properties or mortgages. The risks of investing in Real Estate Investment Trusts (REITs) are similar to those associated with direct investments in real estate: lack of liquidity, limited diversification, ad sensitivity to economic factors such as interest rate changes and market recessions. **Loans May Carry Risk and be Speculative.** Loans are risky and speculative investments. If a borrower fails to make any payments, the amount of interest payments received by the alternative lending platform will be reduced. Many of the loans in which the alternative lending platform will invest will be unsecured personal loans. However, the alternative lending platform may invest in business and specialty finance, including secured loans. If borrowers do not make timely payments of the interest due on their loans, the yield on the alternative lending platform's investments will decrease. Uncertainty and negative trends in general economic conditions in the United States and abroad, including significant tightening of credit markets, historically have created a difficult environment for companies in the lending industry. Many factors may have a detrimental

impact on the Platforms' operating performance and the ability of borrowers to pay principal and interest on loans. These factors include general economic conditions, unemployment levels, energy costs and interest rates, as well as events such as natural disasters, acts of war, terrorism and catastrophes.

**Prepayment Risk.** Borrowers may have the option to prepay all or a portion of the remaining principal amount due under a borrower loan at any time without penalty. In the event of a prepayment of all (or a portion of) the remaining unpaid principal amount of a borrower loan in which alternative lending platform invests, the alternative lending platform will receive such prepayment but further interest will not accrue on such loan (or the prepaid portion, as applicable) after the date of the prepayment. When interest rates fall, the rate of prepayments tends to increase (as does price fluctuation). **Default Risk.** Loans have substantial vulnerability to default in payment of interest and/or repayment of principal. In addition, at times the repayment of principal or interest may be delayed. Certain of the loans in which the alternative lending platform may invest have large uncertainties or major risk exposures to adverse conditions, and should be considered to be predominantly speculative. Loan default rates may be significantly affected by economic downturns or general economic conditions beyond the alternative lending platform's control. Any future downturns in the economy may result in high or increased loan default rates, including with respect to consumer credit card debt. The default history for loans may differ from that of the alternative lending platform's investments. However, the default history for loans sourced via Platforms is limited, actual defaults may be greater than indicated by historical data and the timing of defaults may vary significantly from historical observations. The Platforms make payments ratably on an investor's investment only if they receive the borrower's payments on the corresponding loan. Further, investors may have to pay a Platform an additional servicing fee for any amount recovered on a delinquent loan and/or by the Platform's third-party collection agencies assigned to collect on the loan. **Credit Risk.** Credit risk is the risk that a borrower or an issuer of a debt security or preferred stock, or the counterparty to a derivatives contract, will be unable to make interest, principal, dividend or other payments when due. In general, lower rated securities carry a greater degree of credit risk. If rating agencies lower their ratings of securities in the alternative lending platform's portfolio or if the credit standing of borrowers of loans in the alternative lending platform's portfolio decline, the value of those obligations could decline. In addition, the underlying revenue source for a debt security, a preferred stock or a derivatives contract may be insufficient to pay interest, principal, dividends or other required payments in a timely manner. Even if the borrower or issuer does not actually default, adverse changes in the borrower's or issuer's financial condition may negatively affect the borrower's or issuer's credit ratings or presumed creditworthiness. **Limited Secondary Market and Liquidity of Alternative Lending Securities.** Alternative lending securities generally have a maturity between one to seven years. Investors acquiring alternative lending securities directly through Platforms and hoping to recoup their entire principal must generally hold their loans through maturity. There is also currently no active secondary trading market for loans, and there can be no assurance that such a market will develop in the future. **High-Yield Instruments and Unrated Debt Securities Risk.** The loans purchased by the alternative lending platform are not rated by an NRSRO. In evaluating the creditworthiness of borrowers, the Adviser relies on the ratings ascribed to such borrowers by the relevant Platform or otherwise determined by the Adviser. The analysis of the creditworthiness of borrowers of loans may be a lot less reliable than for loans originated through more conventional means. The market for high-yield instruments may be smaller and less active than those that are higher rated, which may adversely affect the prices at which the alternative lending platform's investments can be sold. **Leverage Risk:** The Fund is permitted to use any form or combination of financial leverage instruments, and such use of leverage may expose the Fund to greater risk and increased costs; there is no assurance that the Fund's leveraging strategy will be successful.

The views and opinions and/or analysis expressed are those of the author or the investment team as of the date of preparation of this material and are subject to change at any time without notice due to market or economic conditions and may not necessarily come to pass. Furthermore, the views will not be updated or otherwise revised to reflect information that subsequently becomes available or circumstances existing, or changes occurring, after the date of publication. The views expressed do not reflect the opinions of all investment personnel at Morgan Stanley Investment Management (MSIM) and its subsidiaries and affiliates (collectively "the Firm"), and may not be reflected in all the strategies and products that the Firm offers.

Forecasts and/or estimates provided herein are subject to change and may not actually come to pass. Information regarding expected market returns and market outlooks is based on the research, analysis and opinions of the authors or the investment team. These conclusions are speculative in nature, may not come to pass and are not intended to predict the future performance of any specific strategy or product the Firm offers. Future results may differ

significantly depending on factors such as changes in securities or financial markets or general economic conditions.

This material has been prepared on the basis of publicly available information, internally developed data and other third-party sources believed to be reliable. However, no assurances are provided regarding the reliability of such information and the Firm has not sought to independently verify information taken from public and third-party sources.

This material is a general communication, which is not impartial and all information provided has been prepared solely for informational and educational purposes and does not constitute an offer or a recommendation to buy or sell any particular security or to adopt any specific investment strategy. The information herein has not been based on a consideration of any individual investor circumstances and is not investment advice, nor should it be construed in any way as tax, accounting, legal or regulatory advice. To that end, investors should seek independent legal and financial advice, including advice as to tax consequences, before making any investment decision.

Charts and graphs provided herein are for illustrative purposes only. **Past performance is no guarantee of future results.**

The indexes are unmanaged and do not include any expenses, fees or sales charges. It is not possible to invest directly in an index. Any index referred to herein is the intellectual property (including registered trademarks) of the applicable licensor. Any product based on an index is in no way sponsored, endorsed, sold or promoted by the applicable licensor and it shall not have any liability with respect thereto.

This material is not a product of Morgan Stanley's Research Department and should not be regarded as a research material or a recommendation.

The Firm has not authorised financial intermediaries to use and to distribute this material, unless such use and distribution is made in accordance with applicable law and regulation. Additionally, financial intermediaries are required to satisfy themselves that the information in this material is appropriate for any person to whom they provide this material in view of that person's circumstances and purpose. The Firm shall not be liable for, and accepts no liability for, the use or misuse of this material by any such financial intermediary.

This material may be translated into other languages. Where such a translation is made this English version remains definitive. If there are any discrepancies between the English version and any version of this material in another language, the English version shall prevail.

The whole or any part of this material may not be directly or indirectly reproduced, copied, modified, used to create a derivative work, performed, displayed, published, posted, licensed, framed, distributed or transmitted or any of its contents disclosed to third parties without the Firm's express written consent. This material may not be linked to unless such hyperlink is for personal and non-commercial use. All information contained herein is proprietary and is protected under copyright and other applicable law.

## DISTRIBUTION

**This material is only intended for and will only be distributed to persons resident in jurisdictions where such distribution or availability would not be contrary to local laws or regulations.**

**MSIM, the asset management division of Morgan Stanley (NYSE: MS), and its affiliates have arrangements in place to market each other's products and services. Each MSIM affiliate is regulated as appropriate in the jurisdiction it operates. MSIM's affiliates are: Eaton Vance Management (International) Limited, Eaton Vance Advisers International Ltd, Calvert Research and Management, Eaton Vance Management, Parametric Portfolio Associates LLC, and Atlanta Capital Management LLC.**

**This material has been issued by any one or more of the following entities:**

### EMEA

This material is for Professional Clients/Accredited Investors only.

In the EU, MSIM and Eaton Vance materials are issued by MSIM Fund Management (Ireland) Limited ("FMIL"). FMIL is regulated by the Central Bank of Ireland and is incorporated in Ireland as a private company limited by shares with company registration number 616661 and has its registered address at 24-26 City Quay, Dublin 2, D02 NY19, Ireland.

Outside the EU, MSIM materials are issued by Morgan Stanley Investment Management Limited (MSIM Ltd) is authorised and regulated by the Financial Conduct Authority. Registered in England. Registered No. 1981121. Registered Office: 25 Cabot Square, Canary Wharf, London E14 4QA.

In Switzerland, MSIM materials are issued by Morgan Stanley & Co. International plc, London (Zurich Branch) Authorised and regulated by the Eidgenössische Finanzmarktaufsicht ("FINMA"). Registered Office: Beethovenstrasse 33, 8002 Zurich, Switzerland.

Outside the US and EU, Eaton Vance materials are issued by Eaton Vance Management (International) Limited ("EVM") 125 Old Broad Street, London, EC2N 1AR, UK, which is authorised and regulated in the United Kingdom by the Financial Conduct Authority.

**Italy:** MSIM FMIL (Milan Branch), (Sede Secondaria di Milano) Palazzo Serbelloni Corso Venezia, 16 20121 Milano, Italy. **The Netherlands:** MSIM FMIL (Amsterdam Branch), Rembrandt Tower, 11th Floor Amstelplein 1 1096HA, Netherlands. **France:** MSIM FMIL (Paris Branch), 61 rue de Monceau 75008 Paris, France. **Spain:** MSIM FMIL (Madrid Branch), Calle Serrano 55, 28006, Madrid, Spain. **Germany:** MSIM FMIL Frankfurt Branch, Große Gallusstraße 18, 60312 Frankfurt am Main, Germany (Gattung: Zweigniederlassung (FDI) gem. § 53b KWG). **Denmark:** MSIM FMIL (Copenhagen Branch), Gorrissen Federspiel, Axel Towers, Axeltorv2, 1609 Copenhagen V, Denmark.

### MIDDLE EAST

**Dubai:** MSIM Ltd (Representative Office, Unit Precinct 3-7th Floor-Unit 701 and 702, Level 7, Gate Precinct Building 3, Dubai International Financial Centre, Dubai, 506501, United Arab Emirates. Telephone: +97 (0)14 709 7158).

This document is distributed in the Dubai International Financial Centre by Morgan Stanley Investment Management Limited (Representative Office), an entity regulated by the Dubai Financial Services Authority ("DFSA"). It is intended for use by professional clients and market counterparties only. This document is not intended for distribution to retail clients, and retail clients should not act upon the information contained in this document.

### U.S.

**NOT FDIC INSURED. OFFER NO BANK GUARANTEE. MAY LOSE VALUE. NOT INSURED BY ANY FEDERAL GOVERNMENT AGENCY. NOT A DEPOSIT.**

### ASIA PACIFIC

**Hong Kong:** This material is disseminated by Morgan Stanley Asia Limited for use in Hong Kong and shall only be made available to "professional investors" as defined under the Securities and Futures Ordinance of Hong Kong (Cap 571). The contents of this material have not been reviewed nor approved by any regulatory authority including the Securities and Futures Commission in Hong Kong. Accordingly, save where an exemption is available under the relevant law, this material shall not be issued, circulated, distributed, directed at, or made available to, the public in Hong Kong. **Singapore:** This material is disseminated by Morgan Stanley Investment Management Company and may not be circulated or distributed, whether directly or indirectly, to persons in Singapore other than to (i) an accredited investor (ii) an expert investor or (iii) an institutional investor as defined in Section 4A of the Securities and Futures Act, Chapter 289 of Singapore ("SFA"); or (iv) otherwise pursuant to, and in accordance with the conditions of, any other applicable provision of the SFA. This publication has not been reviewed by the Monetary Authority of Singapore. **Australia:** This material is provided by Morgan Stanley Investment Management (Australia) Pty Ltd ABN 22122040037, AFSL No. 314182 and its affiliates and does not constitute an offer of interests. Morgan Stanley Investment Management (Australia) Pty Limited arranges for MSIM affiliates to provide financial services to Australian wholesale clients. Interests will only be offered in circumstances under which no disclosure is required under the Corporations Act 2001 (Cth) (the "Corporations Act"). Any offer of interests will not purport to be an offer of interests in circumstances under which disclosure is required under the Corporations Act and will only be made to persons who qualify as a "wholesale client" (as defined in the Corporations Act). This material will not be lodged with the Australian Securities and Investments Commission.

### JAPAN

This material may not be circulated or distributed, whether directly or indirectly, to persons in Japan other than to (i) a professional investor as defined in Article 2 of the Financial Instruments and Exchange Act ("FIEA") or (ii) otherwise pursuant to, and in accordance with the conditions of, any other allocable provision of the FIEA. This material is disseminated in Japan by Morgan Stanley Investment Management (Japan) Co., Ltd., Registered No. 410 (Director of Kanto Local Finance Bureau (Financial Instruments Firms)), Membership: the Japan Securities Dealers Association, The Investment Trusts Association, Japan, the Japan Investment Advisers Association and the Type II Financial Instruments Firms Association.