

MORGAN STANLEY THEMATIC BASKETS

Humanoid Robotics: Emerging Contributors

Morgan Stanley Portfolios, Series 81. The Trust invests in domestic and foreign common stocks and American Depositary Receipts of companies that Morgan Stanley & Co. LLC Research believes will have exposure to the humanoid robotics theme.

In publishing its research report entitled “The Humanoid 100: Mapping the Humanoid Robot Value Chain” (the “Report”), MS&Co. Research sought to identify companies it believes may play a role in the development and commercialization of humanoid robotics. Humanoid robotics is a theme within “Embodied AI”, which refers to an emerging field utilizing artificial intelligence (“AI”) to interact with the physical world. Humanoids, as described in the Report, are robots designed to look, think, act, and move like humans.

SELECTION PROCESS

The selection process for identifying companies in the Report combined insights from MS&Co. Research’s analysts, subject matter experts on essential technologies and participants, and proprietary research to identify the most relevant companies. While around half of the companies selected by MS&Co. Research are believed to be currently involved with humanoids, the rest were selected due to being close competitors of companies believed to be involved with humanoids and because MS&Co. analysts believe such companies are likely to become involved with humanoids. MS&Co. Research then sorted the companies into three categories. Brain, Body, and Integrators, for illustrative purposes.

In assembling the Trust’s portfolio, the Sponsor will seek to include each company in the Report whose shares are rated “Overweight” or “Equal-weight” by MS&Co. Research that is represented by a domestic or foreign common stock traded on a U.S. exchange, or by a sponsored or unsponsored ADR traded on a U.S. exchange or in the over-the-counter market. As a result of this process, the Trust invests in 50 of the 100 companies identified in the report.

MS&Co. Research Definitions

- **“Brain”** (Semiconductors & Software)—This category includes, among others, companies that supply the computing power, AI, data capture and processing systems, simulation and training systems, and hardware that enables humanoid robots to process information and make decisions in real time.
- **“Body”** (Industrial Components)—This category includes, among others, companies that source and create the physical materials and components that allow humanoid robots to move and function, as well as their systems for creating energy, sensing their surroundings and improving automation and robotics. This category ranges from developing balance and coordination to precise movements and durability.
- **“Integrators”** (Developing Humanoids)—This category includes companies that either build humanoid robots or are believed to have the potential to do so based on their current manufacturing businesses. It includes automotive companies, consumer electronic companies, e-commerce and internet companies whose current technical expertise may be relevant to humanoid creation, mature robotics companies and newer developers of humanoids.

UIT PORTFOLIO INFORMATION

Sponsor: Morgan Stanley Smith Barney LLC

Asset class: U.S. Equities

Initial date of deposit: April 30, 2025

Termination date: April 30, 2027

Securities: 50

CUSIPs

Cash accounts 617694104

Fee accounts 617694112

MORGAN STANLEY SYMBOLS

Cash accounts MSHR1

Fee accounts MSHR1F

NASDAQ ticker MSHRAX

SALES CHARGES FOR BROKERAGE ACCOUNTS ^{1,2,4}

Initial Sales Charge² 0.00%

Deferred Sales Charge 2.40%

Maximum Sales Charge 2.40%

SALES CHARGES FOR CGA/PM ADVISORY ACCOUNTS ^{3,4}

Maximum Sales Charge 0.00%

1. Based on a \$10.00 Unit price.

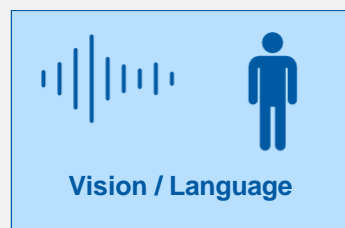
2. There is no initial sales charge if the Unit price is \$10.00 per Unit or less. If the Unit price exceeds \$10.00 per Unit an initial sales charge is paid at the time of purchase.

3. Advisory accounts are charged an annual asset-based fee. See the disclosure page for more information.


4. Unitholders also pay organizational fees and ongoing operating expenses. Please see the prospectus for more information regarding fees and expenses.

Flow of Vision/Language to Humanoid Actuation*

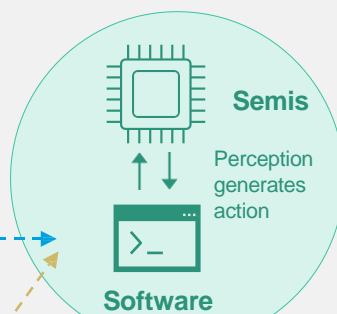
1. Environmental Inputs



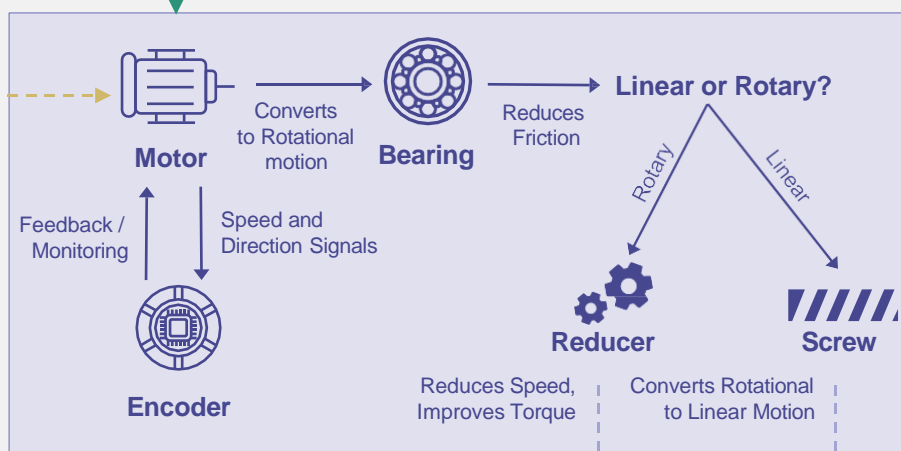
2. Sensors



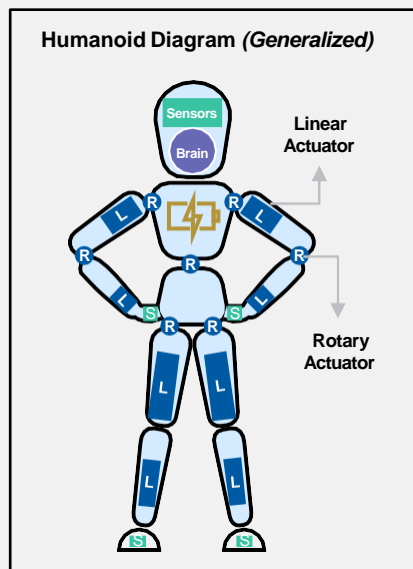

3. Brain



4. Actuators



5. Movement



***This diagram, which also appears in the Report, is presented here for illustrative purposes only to provide an overview of the basic components that typically comprise the assembly of a humanoid robot. Accordingly, this diagram is neither indicative of the Sponsor's selection process for the Trust's portfolio, nor representative in any way of the types of companies in the Trust's portfolio or their relative weights.**

TICKER	SECURITY	WEIGHT	TICKER	SECURITY	WEIGHT
Communications Services		8.07%	Information Technology		47.92%
GOOGL	Alphabet Inc.	2.01	ALGM	Allegro Microsystems, Inc.	1.99
BIDU	Baidu, Inc. ADR	2.00	AMBA	Ambarella, Inc.	2.00
META	Meta Platforms Inc.	2.07	APH	Amphenol Corp.	2.00
TCEHY	Tencent Holdings Ltd. ADR	1.99	ADI	Analog Devices, Inc.	1.98
Consumer Discretionary		18.05%	AAPL	Apple Inc.	1.97
BABA	Alibaba Group Holdings Ltd.	1.99	ARM	Arm Holdings PLC ADR	1.98
AMZN	Amazon.com, Inc.	2.01	CDNS	Cadence Design Systems, Inc.	1.97
BYDDY	BYD Company LTD. ADR	2.02	DASTY	Dassault Systemes SE ADR	2.02
MGA	Magna International Inc.	2.01	IFNNY	Infineon Technologies AG ADR	2.00
MBLY	Mobileye Global, Inc.	1.97	INTC	Intel Corp.	1.97
SONY*	Sony Group Corp. ADR	2.00	MU	Micron Technology, Inc.	2.01
TSLA	Tesla, Inc.	2.04	MSFT	Microsoft Corp.	2.02
TM	Toyota Motor Corp. ADR	2.00	NOVT	Novanta Inc.	1.97
XPEV	XPeng, Inc. ADR	2.01	NVDA	NVIDIA Corp.	2.03
Industrials		23.95%	NXPI	NXP Semiconductor NV	2.04
ABBNY	ABB Ltd. ADR	2.00	ORCL	Oracle Corp.	2.03
HON	Honeywell International Inc.	1.97	PLTR	Palantir Technologies Inc.	2.05
MOG'A	Moog Inc.	2.01	QCOM	Qualcomm Inc.	1.98
NJDCY	Nidec Co. ADR	2.04	RNECY	Renesas Electronics Corp. ADR	2.01
RBC	RBC Bearings Inc.	1.99	SNPS	Synopsys, Inc.	1.93
RRX	Regal Rexnord Corp.	1.99	TEL	TE Connectivity plc	2.03
ROK	Rockwell Automation, Inc.	1.96	TDY	Teledyne Technologies Inc.	1.94
ST	Sensata Technologies Holdings	2.00	TSM	TSMC	1.99
SIEGY	Siemens ADR	1.99	XIACY	Xiaomi Corp. ADR	2.01
SKFRY	SKF ADR	2.01	Materials		2.01%
THKLY	THK Co., Ltd. ADR	2.01	MP	MP Materials Corp.	2.01
TKR	Timken Company	1.98			

* On 10/6/25 SONY spun off SONY Financial Group Inc. "SFGYY". The trust will continue to hold and purchase, shares of both SONY and SFGYY.

ABOUT UITs

Morgan Stanley UITs offer numerous benefits for clients:

Disciplined Approach: Takes the emotion out of the investment process by eliminating the need for buy and sell decisions

Fully Transparent: Clients know what the UIT holds for the duration of the UIT's life

Defined Life: UITs have a defined maturity date

Convenience: UITs offer one ticket exposure to various asset classes, market sectors, thought leadership and/or investment themes.

Exclusivity: Offered only to Morgan Stanley clients

MS&Co. Research published the Report without regard to the Trust or its unitholders and has no obligation or liability with respect to the investment decisions made by the Sponsor in connection with the Trust. MS&Co. Research is not responsible for and has not participated in the determination of the prices and amount of Units, the timing of the issuance or sale of Units, or the determination of any related financial calculations. The Trust is not sponsored or endorsed by MS&Co. Research and MS&Co. Research makes no representation or warranty, express or implied, to the Holders of the Trust or any member of the public regarding the advisability of investing in Units of the Trust.

Disclosures

The portfolio is designed to remain fixed over its 24-month life. There is no guarantee it will achieve its objectives.

This communication shall not constitute an offer to sell or a solicitation of an offer to buy; nor shall there be any sale of these securities in any state in which such offer, solicitation, or sale would be unlawful prior to registration or qualification under the securities laws of any such state.

Investors should consider the investment objectives, risks, and charges and expenses carefully before investing. Clients should contact their Financial Advisor to request a prospectus, which contains this and other information about the Trust. Clients should read it carefully before investing.

Risk Considerations | Choosing a unit investment trust ("UIT") depends on a client's tolerance for risk, among other things. As with any equity investment, unit prices will fluctuate and there is no assurance that prices will appreciate and not decline over the life of a UIT. Stock prices can be volatile and holders can lose money by investing in a UIT. In addition, the amount of dividends a client receives depends on each issuer's dividend policy, the financial condition of the securities and general economic conditions. Companies paying dividends can reduce or cut pay outs at any time. Clients should understand the risks associated with common stocks. In addition, the Trust may invest significantly in one or more sectors. Because of their narrow focus, sector investments tend to be more volatile than investments that diversify across many sectors.

Artificial intelligence (AI) is subject to limitations, and you should be aware that any output from an IA-supported tool or service made available for your use is subject to such limitations, including but not limited to inaccuracy, incompleteness, or embedded bias. You should always verify the results of any AI-generated output.

An investment in a portfolio containing equity securities of foreign issuers is subject to additional risks, including currency fluctuations, political risks, withholding, the lack of adequate financial information, and exchange control restrictions impacting foreign issuers.

The portfolio is a UIT, which uses a buy and hold strategy that is designed to remain fixed over its 24-month term. The Trust issues redeemable securities or "units" at prices based on net asset value. Units can be sold at any time, in accordance with the prospectus, at a price that will reflect the net asset value less any remaining deferred sales charge and/or other charges as applicable. The proceeds may be more or less than the original value of a client's investment. Clients can opt for dividends to be reinvested in additional units or paid out in cash. The Trust is part of a long-term strategy and clients should consider their ability to remain invested until the Trust reaches maturity. Clients should also consider the tax implications of investing in successive portfolios if one is available. Morgan Stanley Smith Barney LLC and its affiliates do not provide tax or legal advice. Clients should seek advice based on the taxpayer's particular circumstances from an independent tax advisor.

Investors will pay the full amount of any organizational charge, and in brokerage, also the full amount of any sales charge, if the investor redeems their investment in a UIT prior to the termination date.

You should note that the Trust will continue to purchase or hold securities, notwithstanding the fact that MS&Co. Research or its affiliates may revise its opinion with respect to any individual security. In particular, any subsequent creation of a similar type of list of securities or an update of any above referenced selection process by MS&Co. Research or its affiliates will not affect the composition of the Trust.

Consulting Group Advisor or Portfolio Manager Accounts – Units may be purchased through a Consulting Group Advisor ("CGA") non-discretionary investment advisory account or a Portfolio Manager ("PM") discretionary investment advisory account. Units that are eligible for purchase through CGA/PM accounts are not assessed sales charges, but CGA/PM accounts are subject to an annual asset-based program fee of up to 2.00% and clients pay UIT organizational and other expenses. Clients should see the CGA/PM program disclosure brochure (available online at www.morganstanley.com/ADV) for more information on the CGA/PM program, including the conflicts of interest associated with offering a proprietary UIT in the CGA/PM program.

Diversification does not guarantee a profit or protect against a loss.