

2018 Outlook – Is Goldilocks Set to Continue?

ACTIVE FUNDAMENTAL EQUITY | EUROPEAN EQUITY TEAM | MACRO INSIGHT | DECEMBER 2017

Short of a major collapse in equity markets before the end of the year, 2017 will have proven to be a remarkably sweet spot for investors in European equities as strong, globally synchronized gross domestic product (GDP) growth – coupled with loose monetary policy, benign political framework and record low volatility – has driven stocks remarkably higher.


Inevitably, when the end of the year is approaching, the market and investors start to think about scenarios for the coming year. With the caveat that we have a multi-year time horizon when investing (3-5 years, or even longer), we want to share here our views on European markets for 2018.

In summary, there is no doubt that we saw a strong rally over the past few months and that valuations are not as attractive as they used to be, but we also acknowledge that the market still offers plenty of opportunities for the long-term, patient investor. European equities are still among the most compelling asset classes as U.S. equities and developed government bonds valuations look rich.

As we all know by now, quantitative easing (QE) policies were designed to heal the global economy post the global financial crisis. Now 10 years on from the previous equity market peak, liquidity is about to be withdrawn from the system, and it remains an open question whether the system is sufficiently robust to stand on its own feet without central bank support. We believe that a gradual, well-flagged liquidity reduction should be welcomed by markets in order to help avoid future imbalances in the system. We are less worried about Europe as the European cycle is at a least a few years behind the U.S. one; the European Central Bank (ECB) expects to finish its QE by September 2018, and it will take a few years before it starts to reduce its balance sheet. Hence, we do not expect major repercussions in the European equity market as liquidity will likely still be abundant in the coming months.

With this hurdle cleared, we highlight five factors to support our positive view on European equities for the coming year, or at least for the first half of 2018.

AUTHORS



MATTHEW LEEMAN
Managing Director
European Equity Team

1. Benign macro backdrop

- a. Morgan Stanley economists have (again) revised upwards their European GDP forecasts for next year and 2019, following strong recent momentum.¹ European GDP growth expectations for 2019 are now as strong as U.S. ones. More importantly, we welcome the recent breadth of the recovery, with clear evidence of a substantial convergence between growth rates across the region.

2. Easy monetary policy from ECB

- a. The ECB seems set to hold an extremely easy monetary policy for the entirety of 2018 at least, with the first hike in interest rates not expected until March 2019.² Low inflation allows the ECB (as well as other major Central Banks) to buy time to gradually normalize interest rates.

3. Valuations

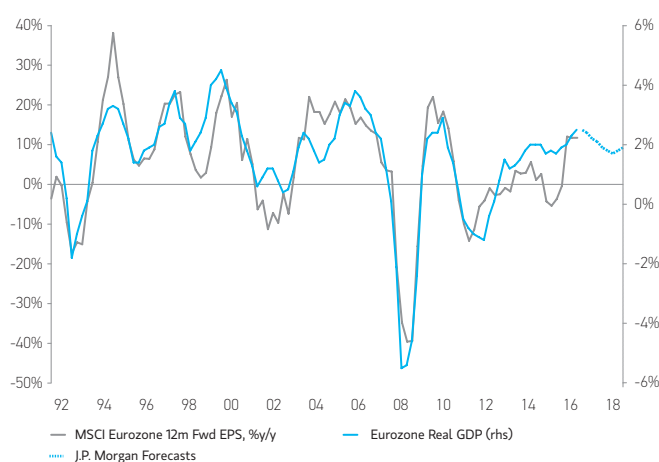
- a. Earnings, rather than valuations, have driven the return in 2017: we finally see European profits growing.

4. EPS to continue to grow

- a. 2017 should mark the first positive earnings per share (EPS) growth in Europe since 2011. The market consensus is also positive for 2018. In fact, the strengthening of global growth, and a recovery in financials and energy earnings should suggest a positive, albeit slowing, growth also for 2018. European profit margins remain undemanding versus their long-term average.

DISPLAY 1

Eurozone EPS Growth Versus GDP Growth



JP Morgan Equity Research, IBES, November 2017. Forecasts/estimates are based on current market conditions, subject to change, and may not necessarily come to pass.

5. Revival of corporate activity

- a. The positive political and economic backdrop has helped to restore confidence. The financial system in particular is on a

much more solid footing. Banks strengthened their balance sheet and cleaned up non-performing loans (NPLs), reducing the systemic risk. This is very important, as 80% of corporate loans in Europe are still provided by banks (contrary to the USA, where the lion's share is taken by corporate markets).³

What are the risks for the market?

Our positive thesis for 2018 is not without risks. The following factors might destabilise our positive stance for next year:

BREXIT

- U.K. GDP is set to slow in the coming months, and there is uncertainty around Theresa May's ability to strike a successful deal over the coming months, given her slim majority in Parliament and conflicting views around Brexit within her government. We remain firmly underweight U.K. consumer-related stocks in our portfolios.

INVERTING YIELD CURVE

- Premature inverting of U.S. yield curve (10-2 years). The inverting of the curve has always foreshadowed recession in the U.S. While the curve has been flattening, it is not inverted yet. We believe that there is more upside to equities as they have historically tended to peak nine months after the U.S. curve has inverted.⁴

POLITICAL INSTABILITY

- Italy has elections scheduled for the spring of 2018, and the Italian Parliament has just approved a new electoral law. The new law favours mainstream parties over the populist party M5S⁵ as coalitions are rewarded, and there is no bonus seat for any party that wins more than 40% of the vote. The mainstream parties are more likely to forge an alliance as the M5S has explicitly ruled out joining any coalition. In Germany, political instability will weigh on the reform timeline, and we would welcome a definitive solution for Catalonia, although it has not been agreed yet.

GLOBAL GROWTH SLOWDOWN

- Significant deceleration in global growth. Europe has a significant exposure to global growth as 60% of European revenues come from abroad; Europe is therefore particularly weak in the event of global economic slowdown.³

THE RETURN OF INFLATION

- Rates would need to rise much more than the market is pricing, in order to pose a threat to current equity valuations and corporate profitability. Without significantly higher inflation, it is unlikely that we will have the conditions for a recession in the U.S., and therefore a bear market.

¹ Morgan Stanley, November 2017. Euro area 2018 forecast GDP growth is 2.1% and 1.9% in 2019.

² Morgan Stanley European Economists, November 2017.

³ JP Morgan Equity Research, IBES, November 2017.

⁴ JP Morgan Equity Research; November 2017. **Past performance is no guarantee of future results.**

⁵ Movimento 5 Stelle, a populist party openly against Europe integration. Current polls for 2018 general elections indicate M5S as the main party at 26-28%. Sources Ipsos, Demopolis and SWG.

What could further boost markets in 2018?

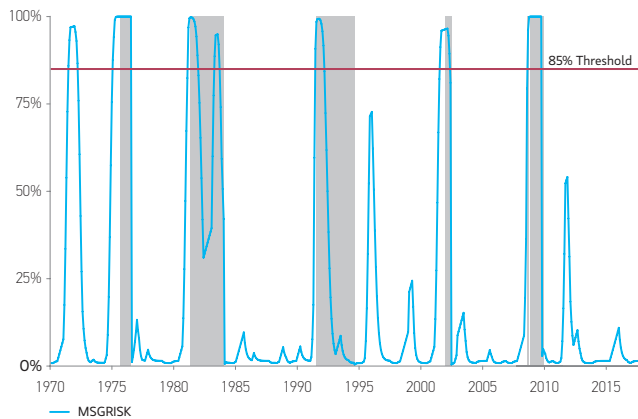
U.S. tax reform could boost earnings growth in the U.S. as well as some U.S.-related European companies. In addition, further expansion of disruptive business models could keep prices low, reducing wage pressure despite high employment rates (at least in some countries).

In 2018, we will continue to remain focused on our long-term approach of investing in quality companies trading at a reasonable discount to their long-term intrinsic value. Our definition of quality includes companies that are leaders in their field, that generate sustainable and superior profitability and that operate in industries with high barriers to entry.

With this final note for the year, we want to thank you for your personal support throughout 2017 and wish you and your families Happy Holidays and a Happy New Year.

Display 2

Global Recession Risk

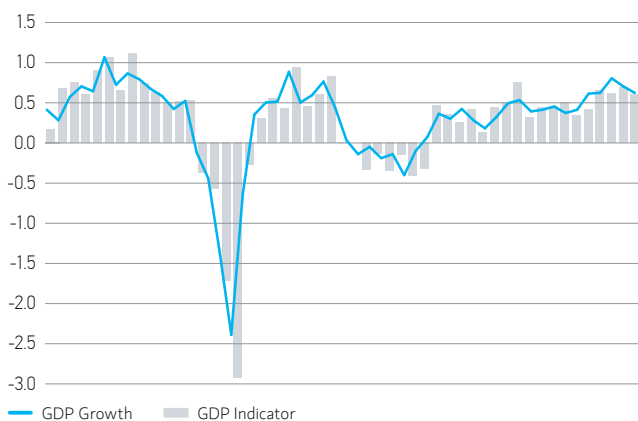


Source: OECD, Morgan Stanley Research. MSGRISK is computed using the algorithm in Chauvet, M and Hamilton, J (2007). Dating Business Cycle Turning Points. MSGRISK signals an imminent recession when it crosses the 85% threshold. A reading near zero corresponds to the unconditional recession probability of 19%.

Display 3

Strong Near-Term Growth Momentum

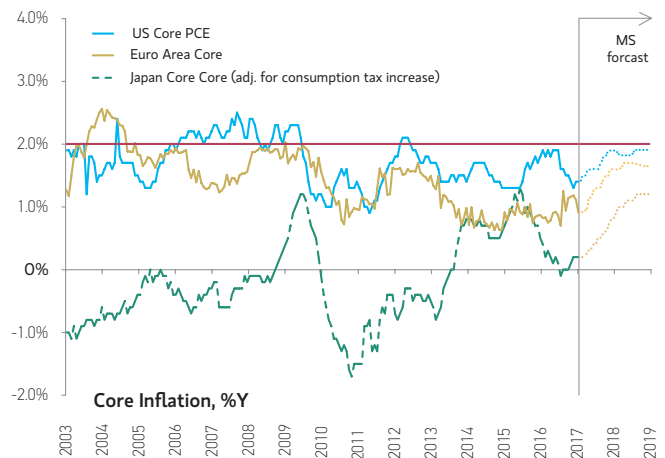
Euro Area: GDP Growth and GDP Indicator (%Q)



Source: Eurostat, Morgan Stanley Research forecasts.

Display 4

Core Inflation to Rise Through 2018, but Still Under Control



Source: Haver analytics, national sources, Morgan Stanley Research forecasts. Note: We are using Core Core inflation for Japan, adjusted for consumption tax.

RISK CONSIDERATIONS

There is no assurance that a Portfolio will achieve its investment objective. Portfolios are subject to market risk, which is the possibility that the market values of securities owned by the Portfolio will decline and that the value of Portfolio shares may therefore be less than what you paid for them. Accordingly, you can lose money investing in this Portfolio. Please be aware that this Portfolio may be subject to certain additional risks. In general, **equities securities'** values also fluctuate in response to activities specific to a company. Investments in **foreign markets** entail special risks such as currency, political, economic, market and liquidity risks. The risks of investing in **emerging market** countries are greater than the risks generally associated with investments in foreign developed countries. **Derivative instruments** may disproportionately increase losses and have a significant impact on performance. They also may be subject to counterparty, liquidity, valuation, correlation and market risks. **Concentrated investments** in Europe are more susceptible to such risks affecting European issuers than a fund that holds more geographically diversified investments. **Focused Investing.** To the extent that the Fund invests in a limited number of issuers, the Fund will be more susceptible to negative events affecting those issuers and a decline in the value of a particular instrument may cause the Fund's overall value to decline to a greater degree than if the Fund were invested more widely.

DEFINITIONS

Earnings per share is the portion of a company's profit allocated to each outstanding share of common stock.

DISTRIBUTION

This communication is only intended for and will only be distributed to persons resident in jurisdictions where such distribution or availability would not be contrary to local laws or regulations.

United Kingdom: Morgan Stanley Investment Management Limited is authorised and regulated by the Financial Conduct Authority. Registered in England. Registered No. 1981121. Registered Office: 25 Cabot Square, Canary Wharf, London E14 4QA, authorised and regulated by the Financial Conduct Authority. **Dubai:** Morgan Stanley Investment Management Limited (Representative Office, Unit Precinct 3-7th Floor-Unit 701 and 702, Level 7, Gate Precinct Building 3, Dubai International Financial Centre, Dubai, 506501, United Arab Emirates. Telephone: +97 (0)14 709 7158). **Germany:** Morgan Stanley Investment Management Limited Niederlassung Deutschland Junghofstrasse 13-15 60311 Frankfurt Deutschland (Gattung: Zweigniederlassung (FDI) gem. § 53b KWG). **Italy:** Morgan Stanley Investment Management Limited, Milan Branch (Sede Secondaria di Milano) is a branch of Morgan Stanley Investment Management Limited, a company registered in the UK, authorised and regulated by the Financial Conduct Authority (FCA), and whose registered office is at 25 Cabot Square, Canary Wharf, London, E14 4QA. Morgan Stanley Investment Management Limited Milan Branch (Sede Secondaria di Milano) with seat in Palazzo Serbelloni Corso Venezia, 16 20121 Milano, Italy, is registered in Italy with company number and VAT number 08829360968.

The Netherlands: Morgan Stanley Investment Management, Rembrandt Tower, 11th Floor Amstelplein 1 1096HA, Netherlands. Telephone: 31 2-0462-1300. Morgan Stanley Investment Management is a branch office of Morgan Stanley Investment Management Limited. Morgan Stanley Investment Management Limited is authorised and regulated by the Financial Conduct Authority in the United Kingdom. **Switzerland:** Morgan Stanley & Co. International plc, London, Zurich Branch Authorised and regulated by the Eidgenössische Finanzmarktaufsicht ("FINMA"). Registered with the Register of Commerce Zurich CHE-115.415.770. Registered Office: Beethovenstrasse 33, 8002 Zurich, Switzerland, Telephone +41 (0) 44 588 1000. Facsimile Fax: +41(0) 44 588 1074.

U.S.

A separately managed account may not be suitable for all investors. Separate accounts managed according to the Strategy include a number of securities and will not necessarily track the performance of any index. Please consider the investment objectives, risks and fees of the Strategy carefully before investing. A minimum asset level is required. For important information about the investment manager, please refer to Form ADV Part 2.

Please consider the investment objectives, risks, charges and expenses of the funds carefully before investing. The prospectuses contain this and other information about the funds. To obtain a prospectus please download one at morganstanley.com/im or call 1-800-548-7786. Please read the prospectus carefully before investing.

Morgan Stanley Distribution, Inc. serves as the distributor for Morgan Stanley funds.

NOT FDIC INSURED | NO BANK GUARANTEE | MAY LOSE VALUE NOT INSURED BY ANY FEDERAL GOVERNMENT AGENCY | NOT A DEPOSIT

Hong Kong: This document has been issued by Morgan Stanley Asia Limited for use in Hong Kong and shall only be made available to "professional investors" as defined under the Securities and Futures Ordinance of Hong Kong (Cap 571). The contents of this document have not been reviewed nor approved by any regulatory authority including the Securities and Futures Commission in Hong Kong. Accordingly, save where an exemption is available under the relevant law, this document shall not be issued, circulated, distributed, directed at, or made available to, the public in Hong Kong.

Singapore: This document should not be considered to be the subject of an invitation for subscription or purchase, whether directly or indirectly, to the public or any member of the public in Singapore other than (i) to an institutional investor under section 304 of the Securities and Futures Act, Chapter 289 of Singapore ("SFA"), (ii) to a "relevant person" (which includes an accredited investor) pursuant to section 305 of the SFA, and such distribution is in accordance with the conditions specified in section 305 of the SFA; or (iii) otherwise pursuant to, and in accordance with the conditions of, any other applicable provision of the SFA. In particular, for investment funds that are not authorized or recognized by the MAS, units in such funds are not allowed to be offered to the retail public; any

written material issued to persons as aforementioned in connection with an offer is not a prospectus as defined in the SFA and, accordingly, statutory liability under the SFA in relation to the content of prospectuses does not apply, and investors should consider carefully whether the investment is suitable for them. **Australia:** This publication is disseminated in Australia by Morgan Stanley Investment Management (Australia) Pty Limited ACN: 122040037, AFSL No. 314182, which accept responsibility for its contents. This publication, and any access to it, is intended only for "wholesale clients" within the meaning of the Australian Corporations Act.

IMPORTANT INFORMATION

EMEA: This communication has been issued by Morgan Stanley Investment Management Limited ("MSIM"). Authorised and regulated by the Financial Conduct Authority. Registered in England No. 1981121. Registered Office: 25 Cabot Square, Canary Wharf, London E14 4QA.

There is no guarantee that any investment strategy will work under all market conditions, and each investor should evaluate their ability to invest for the long-term, especially during periods of downturn in the market. Prior to investing, investors should carefully review the strategy's / product's relevant offering document. There are important differences in how the strategy is carried out in each of the investment vehicles.

A separately managed account may not be suitable for all investors. Separate accounts managed according to the Strategy include a number of securities and will not necessarily track the performance of any index. Please consider the investment objectives, risks and fees of the Strategy carefully before investing.

This material is a general communication, which is not impartial and has been prepared solely for informational and educational purposes and does not constitute an offer or a recommendation to buy or sell any particular security or to adopt any specific investment strategy. The information herein has not been based on a consideration of any individual investor circumstances and is not investment advice, nor should it be construed in any way as tax, accounting, legal or regulatory advice. To that end, investors should seek independent legal and financial advice, including advice as to tax consequences, before making any investment decision.

Except as otherwise indicated herein, the views and opinions expressed herein are those of the portfolio management team, are based on matters as they exist as of the date of preparation and not as of any future date, and will not be updated or otherwise revised to reflect information that subsequently becomes available or circumstances existing, or changes occurring, after the date hereof.

Forecasts and/or estimates provided herein are subject to change and may not actually come to pass. Information regarding expected market returns and market outlooks is based on the research, analysis and opinions of the authors. These conclusions are speculative in nature, may not come to pass and are not intended to predict the future performance of any specific Morgan Stanley Investment Management product.

This communication is not a product of Morgan Stanley's Research Department and should not be regarded as a research recommendation. The information contained herein has not been prepared in accordance with legal requirements designed to promote the independence of investment research and is not subject to any prohibition on dealing ahead of the dissemination of investment research.

The information contained in this communication is not a research recommendation or 'investment research' and is classified as a 'Marketing Communication' in accordance with the applicable European or Swiss regulation. This means that this marketing communication (a) has not been prepared in accordance with legal requirements designed to promote the independence of investment research (b) is not subject to any prohibition on dealing ahead of the dissemination of investment research.

MSIM has not authorised financial intermediaries to use and to distribute this document, unless such use and distribution is made in accordance with applicable law and regulation. Additionally, financial intermediaries are required to satisfy themselves that the information in this document is suitable for any person to whom they provide this document in view of that person's circumstances and purpose. MSIM shall not be liable for, and accepts no liability for, the use or misuse of this document by any such financial intermediary.

The whole or any part of this work may not be reproduced, copied or transmitted or any of its contents disclosed to third parties without MSIM's express written consent.

All information contained herein is proprietary and is protected under copyright law.

Explore our site at www.morganstanley.com/im